

NEW
PowerGrip® GT3

Design Manual
Industrial Synchronous Belts
PowerGrip® GT3 • PowerGrip® HTD® • PowerGrip®



DRIVE DESIGN MANUAL FOR POWERGRIP® GT3, POWERGRIP® HTD® & POWERGRIP® SYNCHRONOUS BELTS

CONTENTS	PAGE	SECTION
INTRODUCTION		1
• Gates synchronous belts	2	
• PowerGrip® GT3 design features	4	
• PowerGrip® GT3 belts	6	
• PowerGrip® HTD® belts	8	
• PowerGrip® classical synchronous belts	10	
• Tools	12	
• Belt sizes	13	
DRIVE CALCULATION GUIDE		2
• Belt drive selection procedure	21	
1. Determine the service factor	21	
2. Calculate the design power	21	
3. Determine the belt pitch	23	
4. Select the pulley combination, belt length and centre distance	25	
5. Select the belt width	26	
• Belt drive selection example	27	
CENTRE DISTANCE TABLES		3
• PowerGrip® HTD® and PowerGrip® GT3 belts	28	
• PowerGrip® classical synchronous belts	87	
POWER RATING TABLES		4
• PowerGrip® GT3 belts	128	
• PowerGrip® HTD® belts	133	
• PowerGrip® classical synchronous belts	138	
PULLEY INFORMATION		5
• Preferred pulley ranges	148	
• Pulley tolerances	156	
ENGINEERING DATA		6
• Engineering data	157	
1. Pulley diameter - speed	157	
2. Use of flanged pulleys	157	
3. Fixed (non-adjustable) centres	157	
4. Idlers	157	
5. Operating environment	157	
6. Installation and tensioning allowances	157	
7. Belt installation and drive alignment	158	
8. Belt storage and handling	158	
9. Efficiency	158	
10. Installation tension	159	
11. Belt tolerances	159	
12. Check belt tension by use of Gates Sonic tension meter	160	
APPENDIX		7
• Useful information	162	
1. Formulae	162	
2. Units of measurement	162	
3. Abbreviation table	162	
4. Conversion table	162	
• Support	163	


INTRODUCTION

DRIVE DESIGN MANUAL FOR POWERGRIP® GT3, POWERGRIP® HTD® AND POWERGRIP® BELTS - ALL IN ONE

This combined PowerGrip® design manual provides engineers and designers with information on the range and scope of PowerGrip® GT3, PowerGrip® HTD® and classical PowerGrip® belt drives, together with full details of belt lengths, centre distances, power ratings and pulley ranges.

All information necessary to design the most appropriate synchronous belt drive to power your machines is provided in this manual. No need to consult various design manuals: this manual guides you through the complete drive selection procedure.


POWERGRIP® GT3



POWERGRIP® HTD®



POWERGRIP®



1 GATES SYNCHRONOUS BELTS: THE DESIGNER'S CHOICE

In 1946, Gates developed the first synchronous belt to synchronise the needle and bobbin movement of the Singer sewing machine. Through a programme of continuous innovation, research and development of high quality products Gates has acquired and maintained a leadership position in power transmission technology ever since. Gates offers designers and engineers a premium range of synchronous belts meeting industry's requirements.



Today Gates PowerGrip® conventional belt drives take their place in industry as a highly efficient proven medium for mechanical power transmission. PowerGrip® belts with classical trapezoidal teeth have been adopted as standard equipment for a wide range of industrial applications.



Improvements in materials and tooth design technology lead to the development of the PowerGrip® HTD® belt (High Torque Drive). The curvilinear HTD® tooth geometry eliminates stress concentration at tooth roots and allows higher power capacity and longer life compared to the classical timing belt.



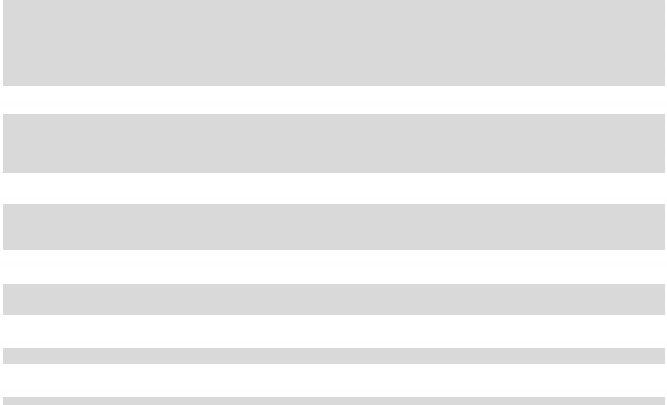
■ Gates' latest development in synchronous rubber belts is PowerGrip® GT3.

The PowerGrip® GT3 product range is a major leap in synchronous rubber belt technology. Through the use of a highly advanced combination of materials, this new synchronous belt transmits up to 30% more power than previous generation belts.

PowerGrip® GT3 is available in 2MGT, 3MGT, 5MGT, 8MGT and 14MGT pitches.

The small 2MGT, 3MGT and 5MGT pitches are ideal for compact drives on hand tools, business machines, domestic appliances, high precision servomotor drives and multiaxis applications.

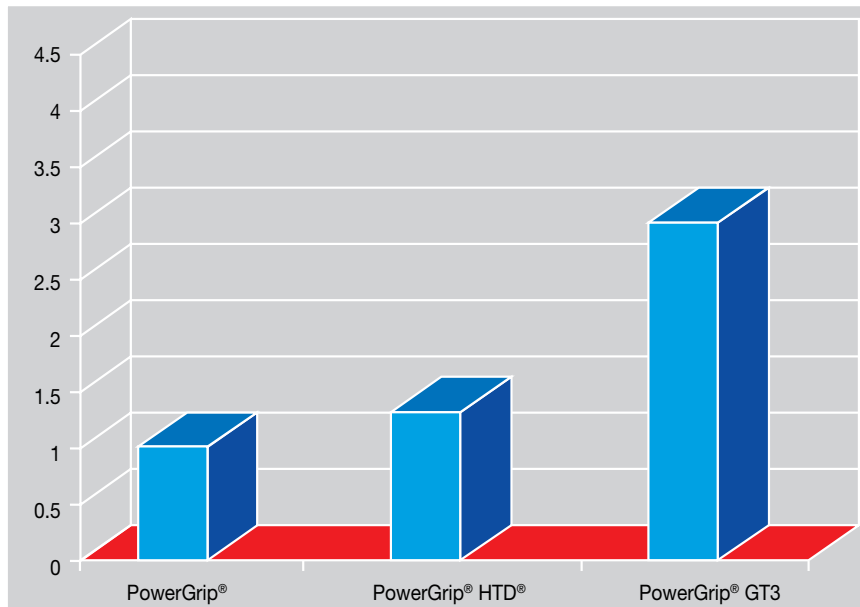
The larger 8MGT and 14MGT pitches are the optimum choice for high performance drives in the machine tool, paper and textile industries where durability and low maintenance are required.



1 POWERGRIP® GT3 DESIGN FEATURES


Continuous innovative product design enables Gates to answer industry's increasing power drive requirements.

POWER RATING COMPARISON POWERGRIP®, POWERGRIP® HTD® AND POWERGRIP® GT3




DRIVE PACKAGE COMPARISON

PowerGrip® GT3
1200-8MGT-20



PowerGrip® HTD®
1200-8M-50



Driven
56 grooves

Driver
38 grooves

Drive condition

Driver: - 7.5 kW motor
- 1460 rpm

Driven: - pump
- speed ratio of approx. 1.5:1
- service factor 1.7

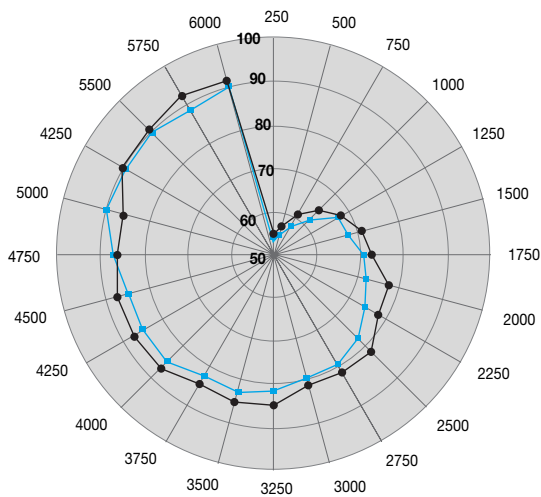
POWERGRIP® GT3 DESIGN FEATURES

The precise GT tooth form coupled with the new construction provides substantial performance improvement compared with former constructions. Thanks to this special tooth shape PowerGrip® GT3 belts provide significant noise reduction, high tooth jump resistance and positioning accuracy. The following charts highlight these improvements.

NOISE

Noise value comparison Gates PowerGrip® GT3 versus competitor's premium low noise belt

- PowerGrip® GT3
 - Competitor's premium low noise belt
- Test pulleys:** 28 groove 8M
Overall noise: 50 to 100 dB(A)
Test speed: 250 to 6000 rpm

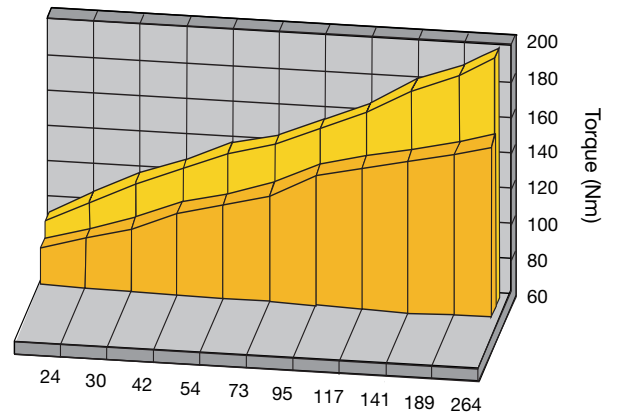


Test method:
microphone placed 60 mm from centre of mid span.

TOOTH JUMP RESISTANCE

Improvements over PowerGrip® 8M

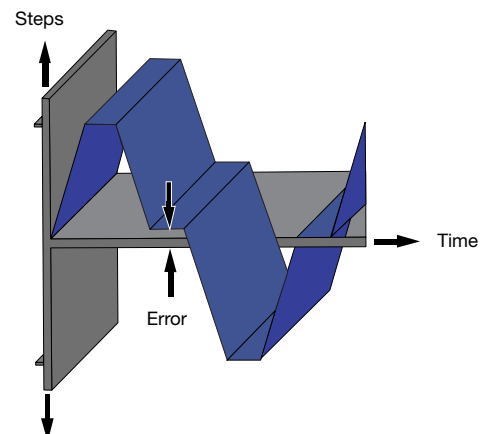
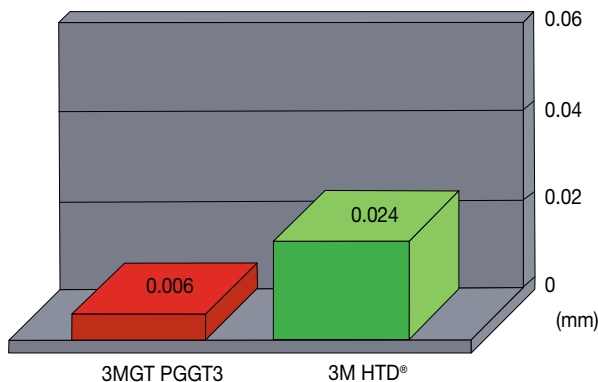
Similar diameter pulleys



- 8MGT PowerGrip® GT3
- 8M PowerGrip® HTD®

POSITIONING ACCURACY

Application	Motion transfer
Belt	90 teeth
Width	9 mm
Pulleys	20/20 grooves
Speed	330 rpm
Static tension	14 N
Motor	200 steps/cycle



POWERGRIP® GT3 BELT COMPONENTS AND BENEFITS



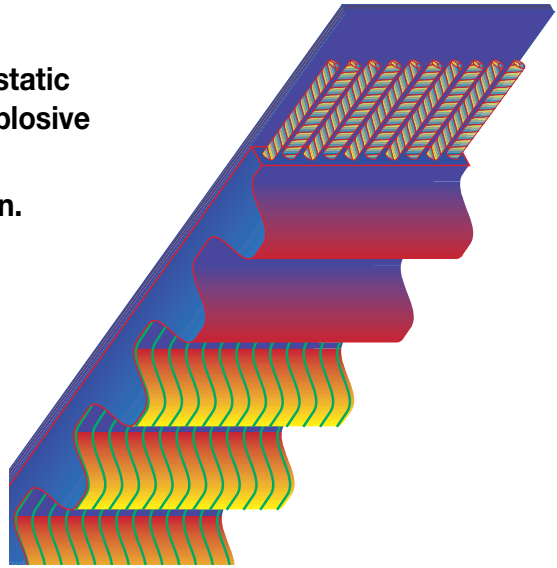
By the use of a technologically advanced compound, PowerGrip® GT3 synchronous belts transmit up to 30% more power than previous generation belts. They allow the design of more compact drives with higher power capacity, which increases space utilisation and cost effectiveness.

They are a perfect replacement for HTD® and GT type drives.

PowerGrip® GT3 is available in five pitches, small 2MGT, 3MGT and 5MGT as well as large 8MGT and 14MGT pitches and covers the widest range of industrial applications.

PowerGrip® GT3 8MGT and 14MGT pitches are standard static conductive to ISO 9563 and can be used in hazardous explosive areas. Certificates delivered on request.

PowerGrip® GT3 is supplied in a silicone-free construction. For paint processes, Gates can supply, on demand, the PowerGrip® GT3 8MGT and 14MGT in a paint and varnish compatible construction. As contamination risks are excluded, it is the ideal belt for paint processes in the automotive industry.



FEATURES

- Technologically advanced compound with fibreglass tensile cord, elastomeric teeth and backing and nylon facing.
- Elastomeric backing protects the cords from environmental pollution and frictional wear.
- Helically wound tensile member gives enormous strength, flex life and elongation resistance.
- Low friction nylon facing protects the tooth surfaces against wear.
- Precision-formed and accurately spaced elastomeric teeth.
- Silicone-free.

BENEFITS

- Substantially increased power ratings: up to 30% more than previous constructions.
- Compact, light-weight and cost-effective drives.
- Improved tooth jump resistance.
- High capacity belt with reduced noise levels.
- No lubrication needed.

POWERGRIP® GT3 SYSTEM SPECIFICATIONS

POWERGRIP® GT3 BELT DIMENSIONS

The three principal dimensions of a PowerGrip® GT3 belt are

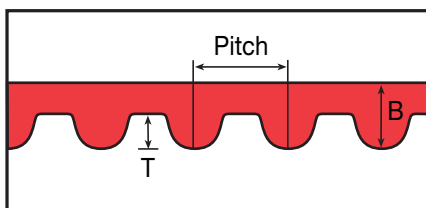
- pitch;
- pitch length;
- width.

Belt pitch is the distance in millimetres between two adjacent tooth centres as measured on the pitch line of the belt. Belt pitch length is the total length (circumference) in millimetres as measured along the pitch line. The theoretical pitch line of a PowerGrip® GT3 belt lies within the tensile member.

Gates PowerGrip® GT3 belts are made in 2 mm, 3 mm, 5 mm, 8 mm and 14 mm pitches.

REFERENCE DIMENSIONS

	Pitch mm	T mm	B mm
2MGT	2.00	0.71	1.52
3MGT	3.00	1.12	2.41
5MGT	5.00	1.92	3.81
8MGT	8.00	3.40	5.60
14MGT	14.00	5.82	9.91



Gates PowerGrip® GT3 belt sizes are listed on pages 13-14. These tables list the pitch lengths in mm and the number of teeth. On these pages you will also find the standard widths. Using these tables, you will have all the information to complete the PowerGrip® GT3 ordering code.

Example: PGGT3 1040-8MGT-20
 PGGT3 ... PowerGrip® GT3
 1040 Pitch length (mm)
 8MGT Pitch 8 mm
 20 Belt width (mm)

PULLEY DIMENSIONS

The three principal dimensions of a pulley are

- pitch;
- number of grooves;
- belt width.

On the pulley, pitch is the distance between groove centres and is measured on the pulley's pitch circle. The pitch circle of the pulley coincides with the pitch line of the belt engaging with it. The pulley's pitch diameter is always greater than its outside diameter.

PowerGrip® GT3 8MGT and 14MGT pitch belts operate on PowerGrip® HTD® pulleys, which are made in 8 mm and 14 mm pitches. PowerGrip® GT3 2MGT, 3MGT and 5MGT pitch belts must be run on pulleys of the same design, so pulleys for these belt pitches are made in 2 mm, 3 mm and 5 mm. Standard pulley diameters for PowerGrip® GT3 belts are listed on page 148. These tables list the number of grooves, the flange diameter and the outside diameter. On these pages you will also find the belt and pulley widths. Using these tables, you will have all the information to complete the pulley ordering code.

Example HTD®: P56-14M-40

P56..... Pulley designation (P) and number of grooves (56)

14M Pitch 14 mm

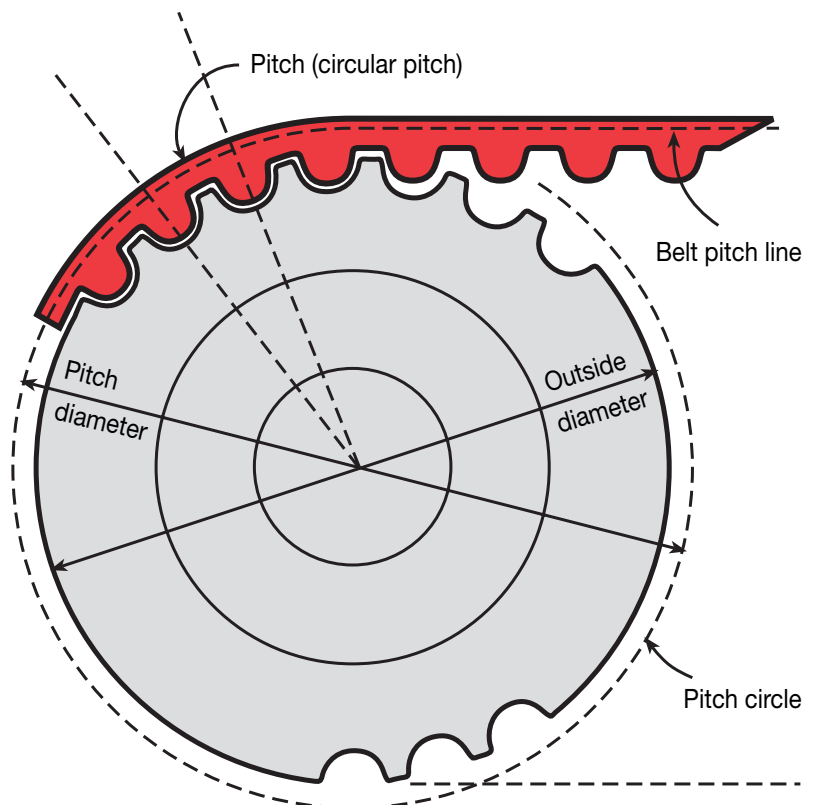
40 Belt width (mm)

Example GT : 3MR-18S-15

3MR Pitch 3 mm

18S..... Number of grooves (18)

15 Belt width (mm)



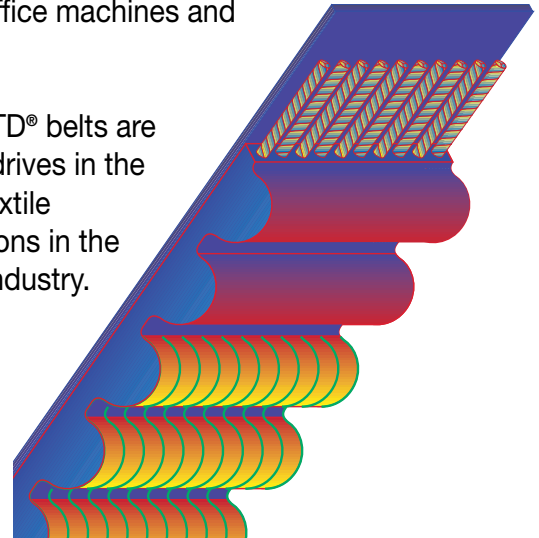
POWERGRIP® HTD® BELT COMPONENTS AND BENEFITS



PowerGrip® HTD® drives provide positive power transmission for a wide range of industrial applications, and offer many advantages over conventional chain and gear drives.

3M and 5M pitch HTD® belts are especially suited for domestic appliances, office machines and electric hand tools.

8M, 14M and 20M pitch HTD® belts are used in high performance drives in the machine tool, paper and textile industries and for applications in the processing and chemical industry.



FEATURES

- Special curvilinear tooth design substantially improves stress distribution and allows higher overall loading.
- Precisely formed and accurately spaced elastomeric teeth ensure smooth engagement with the pulley grooves.
- Fibreglass tensile cords provide necessary strength, excellent flex life plus high resistance to elongation.
- The durable backing protects against environmental pollution. It also protects against frictional wear if power is transmitted from the back of the belt.
- Tough nylon facing protects the tooth surface.

BENEFITS

- 3M and 5M pitch belts: for speeds up to 20000 rpm and capacities up to 10 kW.
- 8M, 14M and 20M pitch belts: capacities up to 1000 kW.
- Positive slip-proof engagement.
- Wide speed range.
- Constant driven speeds.
- Efficiencies up to 99%.
- Compact design. High flexibility allows the use of very small pulleys (outside pulley diameters from 8.79 mm).
- Long trouble-free service life.

POWERGRIP® HTD® SYSTEM SPECIFICATIONS

POWERGRIP® HTD® BELT DIMENSIONS

The three principal dimensions of a PowerGrip® HTD® belt are

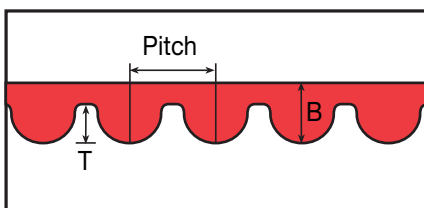
- pitch;
- pitch length;
- width.

Belt pitch is the distance in millimetres between two adjacent tooth centres as measured on the pitch line of the belt. Belt pitch length is the total length (circumference) in millimetres as measured along the pitch line. The theoretical pitch line of a PowerGrip® HTD® belt lies within the tensile member.

Gates PowerGrip® HTD® belts are made in five stock pitches.

REFERENCE DIMENSIONS

	Pitch mm	T mm	B mm
3M	3.0	1.17	2.41
5M	5.0	2.08	3.81
8M	8.0	3.40	5.60
14M	14.0	6.00	10.00
20M	20.0	8.40	13.20



Gates PowerGrip® HTD® belt sizes are listed on pages 15-17. These tables list the belt lengths & pitch codes, pitch lengths and number of teeth. On these pages you will also find the standard widths. Using these tables, you will have all the information to complete the PowerGrip® HTD® ordering code.

Example: HTD 1040 8M 30
 HTD PowerGrip® HTD®
 1040 Pitch length (mm)
 8M Pitch 8 mm
 30 Belt width (mm)

POWERGRIP® HTD® PULLEY DIMENSIONS

The three principal dimensions of a pulley are

- pitch;
- number of grooves;
- belt width.

On the pulley, pitch is the distance between groove centres and is measured on the pulley's pitch circle. The pitch circle of the pulley coincides with the pitch line of the belt engaging with it. The pulley's pitch diameter is always greater than its outside diameter.

A given PowerGrip® HTD® belt must be run on pulleys of the same pitch. Pulleys for PowerGrip® HTD® belts are made in 3, 5, 8, 14 and 20 mm pitches.

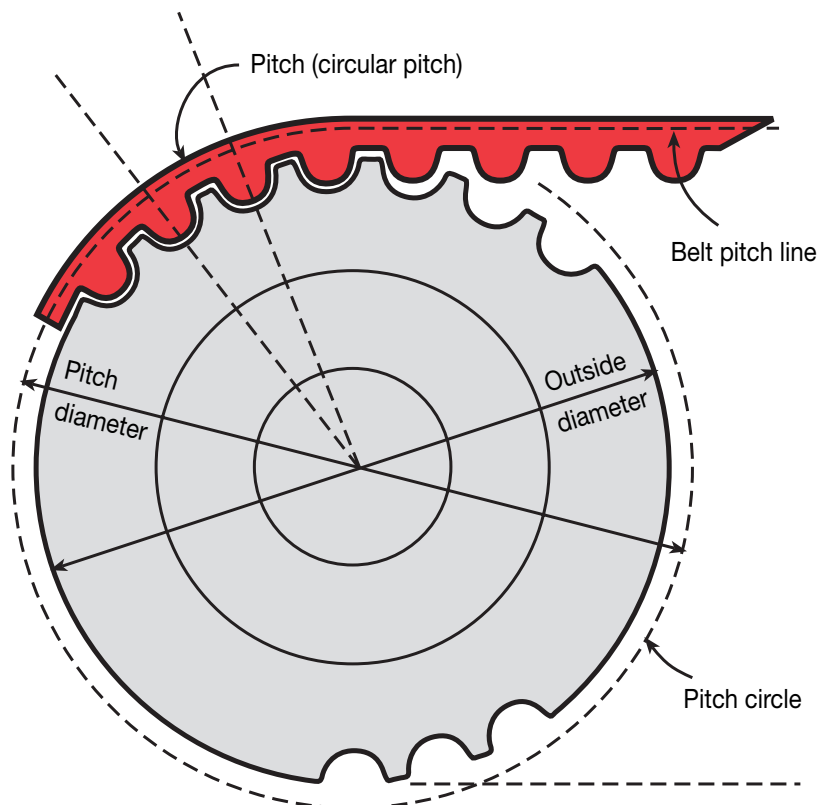
Standard pulley diameters are listed on pages 149-151. These tables list the number of grooves, the flange diameter and the outside diameter. On these pages you will also find the belt and pulley widths. Using these tables, you will have all the information to complete the pulley ordering code.

Example: P48-8M-50

P48 Pulley designation (P) and number of grooves (48)

8M Pitch 8 mm


50 Belt width (mm)



1 POWERGRIP® CLASSICAL SYNCHRONOUS BELT COMPONENTS AND BENEFITS



Gates classical synchronous PowerGrip® belts offer a maintenance-free and economical alternative to conventional drives like chains and gears. Applications range from minimum drives (printers) to heavy-duty machinery (oil pumps, etc).



FEATURES

- Trapezoidal tooth profile.
- Accurately spaced elastomeric teeth ensure smooth engagement with the pulley grooves.
- Fibreglass tensile cords provide strength, excellent flex life and high resistance to elongation.
- Durable backing protects against environmental pollution. It also protects against frictional wear if power is transmitted from the back of the belt.
- Tough nylon facing protects the tooth surface. This facing, after long service, becomes highly polished.

BENEFITS

- Power transmission of up to 150 kW and speeds of up to 10000 rpm (up to 20000 rpm for MXL pitch).
- Positive slip-proof engagement.
- Constant angular velocity.
- Low bearing load because of freedom of high tension.
- Maintenance-free continuity of operation.
- Wide range of load capacities and speed ratios.
- Economical operation.

POWERGRIP® SYSTEM SPECIFICATIONS

POWERGRIP® BELT DIMENSIONS

The three principal dimensions of a PowerGrip® belt are

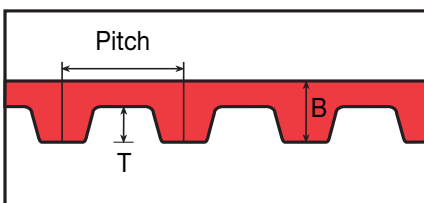
- pitch;
- pitch length;
- width.

Belt pitch is the distance in inches between two adjacent tooth centres as measured on the pitch line of the belt. Belt pitch length is the total length (circumference) as measured along the pitch line. The theoretical pitch line of a PowerGrip® belt lies within the tensile member.

Gates PowerGrip® classical belts are made in six pitches according to ISO 5296: MXL, XL, L, H, XH and XXH.

REFERENCE DIMENSIONS

	Pitch inch	T mm	B mm
MXL	0.08	0.51	1.14
XL	1/5	1.27	2.3
L	3/8	1.91	3.5
H	1/2	2.29	4.0
XH	7/8	6.35	11.4
XXH	1 1/4	9.53	15.2



Gates PowerGrip® timing belt sizes are listed on pages 18-20. These tables list the belt lengths & pitch designation, pitch lengths and number of teeth. On these pages you will also find the standard widths. Using these tables, you will have all the information to complete the PowerGrip® timing belt ordering code.

Example: 600 H 200
 600 Pitch length 60" (1524.0 mm)
 H Pitch 1/2" (12.7 mm)
 200 Belt width 2.0" (50.8 mm)

POWERGRIP® PULLEY DIMENSIONS

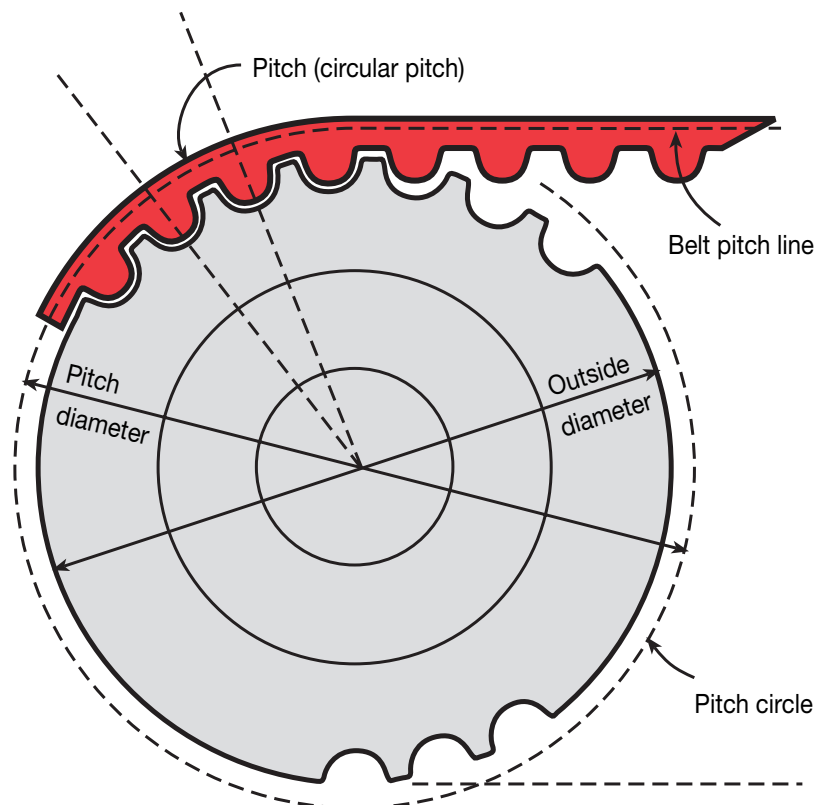
The three principal dimensions of a pulley are

- pitch;
- number of grooves;
- belt width.

On the pulley, pitch is the distance between groove centres and is measured on the pulley's pitch circle. The pitch circle of the pulley coincides with the pitch line of the belt engaging with it. The pulley's pitch diameter is always greater than its outside diameter.

A given PowerGrip® timing belt must be run on pulleys of the same pitch, so pulleys for PowerGrip® belts are made in MXL, XL, L, H, XH and XXH pitches. Standard pulley diameters are listed on pages 152-155. These tables list the number of grooves, the flange diameter and the outside diameter. On these pages you will also find the belt and pulley widths. Using these tables, you will have all the information to complete the pulley ordering code.

Example: P12-XL-050
 P12 Pulley designation (P) and number of grooves (12)
 XL Pitch 1/5"
 050 Belt width 1/2"



TOOLS

Gates 507C sonic tension meter



Proper belt installation is essential for optimum performance of V- and synchronous belt drives. Gates' 507C sonic tension meter allows a simple and accurate tension measurement by analysing sound waves (natural frequencies) from the belt through the sensor. It processes the input signals and gives an accurate digital display of tension. This tester is compact, computerised and stores data for repetitive use measuring belt tension accurately time after time. Gates' sonic tension tester is supplied with a handy instruction manual (E/20136). See also page 160 for more information on how to check belt tension.

Features

- Stores weight, width and span constants for up to twenty different systems.
- New auto gain adjustment function cancels out background noise automatically.
- Shuts off automatically after five minutes of inactivity, making it an energy-saving device.
- Measurement range: 10 Hz to 5000 Hz.
- Flexible sensor (cord sensor and inductive sensor available on request).
- H 160 mm x D 26 mm x W 59 mm.

Optional accessories

Cord sensor

The cord sensor is recommended for measuring tensions at a distance from the tension meter.

Inductive sensor

The inductive sensor is recommended for measurement of steel corded belts particularly in noisy or windy environments.

Sonic tension meter calibrator – model U-305-OS1

This special calibrator (oscillator) is available for the frequency test of the 507C. This oscillator generates five types of oscillations (sine wave): 25, 90, 500, 2000 and 4000 Hz. It features a frequency accuracy of 0.1% or even lower.



Gates laser alignment device LASER AT-1

The LASER AT-1 identifies parallel as well as angular misalignment between the pulleys and is suitable for pulley diameters of 60 mm and larger. Mounted in a few seconds, the laser line projected on the targets allows you to quickly ascertain and correct misalignment. It is so light it can be mounted on non-magnetic pulleys with the double sided adhesive tape and used on both horizontal and vertical shaft installations.

For more information please see leaflet E2/20121.

Warning

Gates' sonic tension meter 507C and laser alignment device LASER AT-1 are not certified for use in explosion risk areas.

POWERGRIP® GT3 BELT SIZES

2MGT			2MGT			3MGT		
Pitch: 2 mm			Pitch: 2 mm			Pitch: 3 mm		
Length and pitch designation	Pitch length mm	Number of teeth	Length and pitch designation	Pitch length mm	Number of teeth	Length and pitch designation	Pitch length mm	Number of teeth
74-2MGT	74	37	370-2MGT	370	185	204-3MGT	204	68
76-2MGT	76	38	380-2MGT	380	190	210-3MGT	210	70
80-2MGT	80	40	386-2MGT	386	193	216-3MGT	216	72
90-2MGT	90	45	392-2MGT	392	196	225-3MGT	225	75
100-2MGT	100	50	400-2MGT	400	200	231-3MGT	231	77
112-2MGT	112	56	406-2MGT	406	203	234-3MGT	234	78
124-2MGT	124	62	412-2MGT	412	206	240-3MGT	240	80
130-2MGT	130	65	420-2MGT	420	210	243-3MGT	243	81
132-2MGT	132	66	428-2MGT	428	214	246-3MGT	246	82
134-2MGT	134	67	430-2MGT	430	215	252-3MGT	252	84
140-2MGT	140	70	436-2MGT	436	218	255-3MGT	255	85
142-2MGT	142	71	466-2MGT	466	233	267-3MGT	267	89
152-2MGT	152	76	474-2MGT	474	237	270-3MGT	270	90
158-2MGT	158	79	480-2MGT	480	240	276-3MGT	276	92
164-2MGT	164	82	488-2MGT	488	244	282-3MGT	282	94
168-2MGT	168	84	502-2MGT	502	251	285-3MGT	285	95
172-2MGT	172	86	516-2MGT	516	258	288-3MGT	288	96
178-2MGT	178	89	534-2MGT	534	267	294-3MGT	294	98
180-2MGT	180	90	544-2MGT	544	272	300-3MGT	300	100
184-2MGT	184	92	576-2MGT	576	288	303-3MGT	303	101
186-2MGT	186	93	580-2MGT	580	290	309-3MGT	309	103
192-2MGT	192	96	600-2MGT	600	300	312-3MGT	312	104
194-2MGT	194	97	660-2MGT	660	330	324-3MGT	324	108
202-2MGT	202	101	690-2MGT	690	345	330-3MGT	330	110
208-2MGT	208	104	816-2MGT	816	408	339-3MGT	339	113
210-2MGT	210	105	930-2MGT	930	465	354-3MGT	354	118
212-2MGT	212	106	1032-2MGT	1032	516	357-3MGT	357	119
216-2MGT	216	108	1164-2MGT	1164	582	360-3MGT	360	120
220-2MGT	220	110	1386-2MGT	1386	693	363-3MGT	363	121
224-2MGT	224	112	1700-2MGT	1700	850	375-3MGT	375	125
232-2MGT	232	116	1830-2MGT	1830	915	384-3MGT	384	128
240-2MGT	240	120				387-3MGT	387	129
242-2MGT	242	121				390-3MGT	390	130
250-2MGT	250	125				393-3MGT	393	131
252-2MGT	252	126				399-3MGT	399	133
264-2MGT	264	132				408-3MGT	408	136
274-2MGT	274	137				420-3MGT	420	140
280-2MGT	280	140				426-3MGT	426	142
284-2MGT	284	142				450-3MGT	450	150
286-2MGT	286	143				456-3MGT	456	152
288-2MGT	288	144				480-3MGT	480	160
304-2MGT	304	152				483-3MGT	483	161
310-2MGT	310	155				489-3MGT	489	163
318-2MGT	318	159				495-3MGT	495	165
320-2MGT	320	160				501-3MGT	501	167
322-2MGT	322	161				510-3MGT	510	170
330-2MGT	330	165				513-3MGT	513	171
332-2MGT	332	166				522-3MGT	522	174
336-2MGT	336	168				537-3MGT	537	179
342-2MGT	342	171				540-3MGT	540	180
356-2MGT	356	178				552-3MGT	552	184
364-2MGT	364	182				561-3MGT	561	187

Available in widths of 3 mm, 6 mm and 9 mm.

3MGT			Pitch: 3 mm		
Length and pitch designation	Pitch length mm	Number of teeth	Length and pitch designation	Pitch length mm	Number of teeth
105-3MGT	105	35	105-3MGT	105	35
120-3MGT	120	40	120-3MGT	120	40
135-3MGT	135	45	135-3MGT	135	45
144-3MGT	144	48	144-3MGT	144	48
150-3MGT	150	50	150-3MGT	150	50
165-3MGT	165	55	165-3MGT	165	55
174-3MGT	174	58	174-3MGT	174	58
180-3MGT	180	60	180-3MGT	180	60
186-3MGT	186	62	186-3MGT	186	62
192-3MGT	192	64	192-3MGT	192	64
195-3MGT	195	65	195-3MGT	195	65
201-3MGT	201	67	201-3MGT	201	67

POWERGRIP® GT3 BELT SIZES

3MGT

Pitch: 3 mm

Length and pitch designation	Pitch length mm	Number of teeth
564-3MGT	564	188
570-3MGT	570	190
582-3MGT	582	194
588-3MGT	588	196
600-3MGT	600	200
621-3MGT	621	207
630-3MGT	630	210
657-3MGT	657	219
750-3MGT	750	250
840-3MGT	840	280
849-3MGT	849	283
897-3MGT	897	299
1587-3MGT	1587	529
1692-3MGT	1692	564

Available in widths of 6 mm, 9 mm and 15 mm.

5MGT

Pitch: 5 mm

Length and pitch designation	Pitch length mm	Number of teeth
200-5MGT	200	40
225-5MGT	225	45
250-5MGT	250	50
265-5MGT	265	53
275-5MGT	275	55
280-5MGT	280	56
285-5MGT	285	57
300-5MGT	300	60
325-5MGT	325	65
330-5MGT	330	66
340-5MGT	340	68
350-5MGT	350	70
360-5MGT	360	72
375-5MGT	375	75
400-5MGT	400	80
410-5MGT	410	82
415-5MGT	415	83
425-5MGT	425	85
450-5MGT	450	90
460-5MGT	460	92
475-5MGT	475	95
490-5MGT	490	98
500-5MGT	500	100
510-5MGT	510	102
525-5MGT	525	105
530-5MGT	530	106
540-5MGT	540	108
550-5MGT	550	110
600-5MGT	600	120
625-5MGT	625	125

5MGT

Pitch: 5 mm

Length and pitch designation	Pitch length mm	Number of teeth
650-5MGT	650	130
665-5MGT	665	133
700-5MGT	700	140
750-5MGT	750	150
775-5MGT	775	155
800-5MGT	800	160
850-5MGT	850	170
860-5MGT	860	172
900-5MGT	900	180
950-5MGT	950	190
980-5MGT	980	196
1000-5MGT	1000	200
1050-5MGT	1050	210
1150-5MGT	1150	230
1270-5MGT	1270	254
1500-5MGT	1500	300
2100-5MGT	2100	420
2440-5MGT	2440	488

Available in widths of 9 mm, 15 mm and 25 mm.

8MGT

Pitch: 8 mm

Length and pitch designation	Pitch length mm	Number of teeth
384-8MGT	384	48
480-8MGT	480	60
560-8MGT	560	70
600-8MGT	600	75
640-8MGT	640	80
720-8MGT	720	90
800-8MGT	800	100
840-8MGT	840	105
880-8MGT	880	110
920-8MGT	920	115
960-8MGT	960	120
1040-8MGT	1040	130
1064-8MGT	1064	133
1080-8MGT	1080	135
1120-8MGT	1120	140
1160-8MGT	1160	145
1200-8MGT	1200	150
1280-8MGT	1280	160
1440-8MGT	1440	180
1512-8MGT	1512	189
1584-8MGT	1584	198
1600-8MGT	1600	200
1760-8MGT	1760	220
1800-8MGT	1800	225
2000-8MGT	2000	250
2400-8MGT	2400	300

8MGT

Pitch: 8 mm

Length and pitch designation	Pitch length mm	Number of teeth
2600-8MGT	2600	325
2800-8MGT	2800	350
3048-8MGT	3048	381
3280-8MGT	3280	410
3600-8MGT	3600	450
4400-8MGT	4400	550

Available in widths of 20 mm, 30 mm, 50 mm and 85 mm.

14MGT

Pitch: 14 mm

Length and pitch designation	Pitch length mm	Number of teeth
966-14MGT	966	69
1190-14MGT	1190	85
1400-14MGT	1400	100
1610-14MGT	1610	115
1750-14MGT	1750	125
1778-14MGT	1778	127
1890-14MGT	1890	135
2100-14MGT	2100	150
2310-14MGT	2310	165
2450-14MGT	2450	175
2590-14MGT	2590	185
2800-14MGT	2800	200
3150-14MGT	3150	225
3360-14MGT	3360	240
3500-14MGT	3500	250
3850-14MGT	3850	275
4326-14MGT	4326	309
4578-14MGT	4578	327
4956-14MGT	4956	354
5320-14MGT	5320	380
5740-14MGT	5740	410
6160-14MGT	6160	440
6860-14MGT	6860	490

Available in widths of 40 mm, 55 mm, 85 mm, 115 mm and 170 mm.

Preferred sizes are printed in bold.

POWERGRIP® HTD® BELT SIZES

3M Pitch: 3 mm			3M Pitch: 3 mm			3M Pitch: 3 mm		
Length and pitch designation	Pitch length mm	Number of teeth	Length and pitch designation	Pitch length mm	Number of teeth	Length and pitch designation	Pitch length mm	Number of teeth
105-3M	105	35	336-3M	336	112	1071-3M	1071	357
111-3M	111	37	339-3M	339	113	1080-3M	1080	360
120-3M	120	40	342-3M	342	114	1176-3M	1176	392
123-3M	123	41	345-3M	345	115	1245-3M	1245	415
126-3M	126	42	357-3M	357	119	1263-3M	1263	421
129-3M	129	43	363-3M	363	121	1500-3M	1500	500
141-3M	141	47	372-3M	372	124	1530-3M	1530	510
144-3M	144	48	381-3M	381	127	1863-3M	1863	621
150-3M	150	50	384-3M	384	128	1926-3M	1926	642
156-3M	156	52	393-3M	393	131			
159-3M	159	53	420-3M	420	140			
165-3M	165	55	435-3M	435	145			
168-3M	168	56	447-3M	447	149			
171-3M	171	57	462-3M	462	154			
174-3M	174	58	474-3M	474	158			
177-3M	177	59	477-3M	477	159			
180-3M	180	60	480-3M	480	160			
183-3M	183	61	486-3M	486	162			
186-3M	186	62	501-3M	501	167			
189-3M	189	63	513-3M	513	171			
192-3M	192	64	522-3M	522	174			
195-3M	195	65	525-3M	525	175			
201-3M	201	67	531-3M	531	177			
204-3M	204	68	537-3M	537	179			
210-3M	210	70	552-3M	552	184			
213-3M	213	71	558-3M	558	186			
216-3M	216	72	564-3M	564	188			
219-3M	219	73	570-3M	570	190			
222-3M	222	74	573-3M	573	191			
225-3M	225	75	582-3M	582	194			
234-3M	234	78	591-3M	591	197			
237-3M	237	79	594-3M	594	198			
243-3M	243	81	600-3M	600	200			
246-3M	246	82	612-3M	612	204			
249-3M	249	83	627-3M	627	209			
252-3M	252	84	633-3M	633	211			
255-3M	255	85	645-3M	645	215			
267-3M	267	89	648-3M	648	216			
276-3M	276	92	669-3M	669	223			
282-3M	282	94	672-3M	672	224			
285-3M	285	95	681-3M	681	227			
288-3M	288	96	711-3M	711	237			
291-3M	291	97	720-3M	720	240			
294-3M	294	98	735-3M	735	245			
297-3M	297	99	738-3M	738	246			
300-3M	300	100	753-3M	753	251			
306-3M	306	102	804-3M	804	268			
312-3M	312	104	822-3M	822	274			
315-3M	315	105	882-3M	882	294			
318-3M	318	106	945-3M	945	315			
330-3M	330	110	981-3M	981	327			
333-3M	333	111	1002-3M	1002	334			

5M Pitch: 5 mm		
Length and pitch designation	Pitch length mm	Number of teeth
120-5M	120	24
225-5M	225	45
255-5M	255	51
265-5M	265	53
270-5M	270	54
275-5M	275	55
280-5M	280	56
295-5M	295	59
300-5M	300	60
305-5M	305	61
325-5M	325	65
330-5M	330	66
335-5M	335	67
340-5M	340	68
345-5M	345	69
350-5M	350	70
360-5M	360	72
365-5M	365	73
370-5M	370	74
375-5M	375	75
385-5M	385	77
400-5M	400	80
405-5M	405	81
420-5M	420	84
425-5M	425	85
450-5M	450	90
460-5M	460	92
475-5M	475	95
500-5M	500	100
510-5M	510	102
520-5M	520	104
525-5M	525	105

Available in widths of 6 mm, 9 mm and 15 mm.

Preferred sizes are printed in bold.

POWERGRIP® HTD® BELT SIZES

5M Pitch: 5 mm			5M Pitch: 5 mm			8M Pitch: 8 mm			
Length and pitch designation	Pitch length mm	Number of teeth	Length and pitch designation	Pitch length mm	Number of teeth	Length and pitch designation	Pitch length mm	Number of teeth	
535-5M	535	107	1595-5M	1595	319	1224-8M	1224	153	
550-5M	550	110	1690-5M	1690	338	1256-8M	1256	157	
560-5M	560	112	1790-5M	1790	358	1264-8M	1264	158	
565-5M	565	113	1870-5M	1870	374	1280-8M	1280	160	
575-5M	575	115	2100-5M	2100	420	1304-8M	1304	163	
580-5M	580	116	2350-5M	2350	470	1360-8M	1360	170	
600-5M	600	120	Available in widths of 9 mm, 15 mm and 25 mm.			1424-8M	1424	178	
610-5M	610	122				1432-8M	1432	179	
615-5M	615	123				1440-8M	1440	180	
635-5M	635	127	8M Pitch: 8 mm	Length and pitch designation	Pitch length mm	Number of teeth	1512-8M	1512	189
640-5M	640	128					264-8M	264	33
645-5M	645	129	320-8M	320	40	1520-8M	1520	190	
665-5M	665	133	376-8M	376	47	1552-8M	1552	194	
670-5M	670	134	384-8M	384	48	1584-8M	1584	198	
695-5M	695	139	424-8M	424	53	1600-8M	1600	200	
700-5M	700	140	480-8M	480	60	1696-8M	1696	212	
710-5M	710	142	512-8M	512	64	1728-8M	1728	216	
720-5M	720	144	520-8M	520	65	1760-8M	1760	220	
740-5M	740	148	560-8M	560	70	1800-8M	1800	225	
750-5M	750	150	576-8M	576	72	1896-8M	1896	237	
755-5M	755	151	600-8M	600	75	1904-8M	1904	238	
770-5M	770	154	608-8M	608	76	2000-8M	2000	250	
775-5M	775	155	624-8M	624	78	2080-8M	2080	260	
800-5M	800	160	640-8M	640	80	2200-8M	2200	275	
825-5M	825	165	656-8M	656	82	2240-8M	2240	280	
835-5M	835	167	720-8M	720	90	2272-8M	2272	284	
860-5M	860	172	760-8M	760	95	2400-8M	2400	300	
870-5M	870	174	776-8M	776	97	2504-8M	2504	313	
890-5M	890	178	800-8M	800	100	2600-8M	2600	325	
900-5M	900	180	856-8M	856	107	2800-8M	2800	350	
925-5M	925	185	880-8M	880	110	Available in widths of 20 mm, 30 mm, 50 mm and 85 mm.			
935-5M	935	187	912-8M	912	114				
940-5M	940	188	920-8M	920	115				
950-5M	950	190	960-8M	960	120				
965-5M	965	193	968-8M	968	121				
980-5M	980	196	976-8M	976	122				
1000-5M	1000	200	1000-8M	1000	125				
1025-5M	1025	205	1040-8M	1040	130				
1035-5M	1035	207	1064-8M	1064	133				
1050-5M	1050	210	1080-8M	1080	135				
1100-5M	1100	220	1120-8M	1120	140				
1125-5M	1125	225	1128-8M	1128	141				
1135-5M	1135	227	1160-8M	1160	145				
1175-5M	1175	235	1176-8M	1176	147				
1200-5M	1200	240	1200-8M	1200	150				
1225-5M	1225	245	1216-8M	1216	152				
1270-5M	1270	254							
1350-5M	1350	270							
1380-5M	1380	276							
1420-5M	1420	284							

Preferred sizes are printed in bold.

POWERGRIP® HTD® BELT SIZES

14M			20M		
Pitch: 14 mm			Pitch: 20 mm		
Length and pitch designation	Pitch length mm	Number of teeth	Length and pitch designation	Pitch length mm	Number of teeth
784-14M	784	56	2000-20M	2000	100
826-14M	826	59	2500-20M	2500	125
924-14M	924	66	3400-20M	3400	170
966-14M	966	69	3800-20M	3800	190
1092-14M	1092	78	4200-20M	4200	210
1190-14M	1190	85	4600-20M	4600	230
1400-14M	1400	100	5000-20M	5000	250
1610-14M	1610	115	5200-20M	5200	260
1778-14M	1778	127	5400-20M	5400	270
1890-14M	1890	135	5600-20M	5600	280
2100-14M	2100	150	5800-20M	5800	290
2310-14M	2310	165	6000-20M	6000	300
2450-14M	2450	175	6200-20M	6200	310
2590-14M	2590	185	6400-20M	6400	320
2800-14M	2800	200	6600-20M	6600	330
3150-14M	3150	225			
3500-14M	3500	250			
3850-14M	3850	275			
4004-14M	4004	286			
4326-14M	4326	309			
4578-14M	4578	327			

Available in widths of 115 mm, 170 mm, 230 mm, 290 mm and 340 mm.

Available in widths of 40 mm, 55 mm, 85 mm, 115 mm and 170 mm.

Preferred sizes are printed in bold.



POWERGRIP® BELT SIZES

MXL Pitch: 0.08" (2.032 mm)

Length and pitch designation	Pitch length mm	Number of teeth
288 MXL	73.152	36
296 MXL	75.184	37
320 MXL	81.280	40
360 MXL	91.440	45
400 MXL	101.600	50
424 MXL	107.696	53
432 MXL	109.728	54
440 MXL	111.760	55
448 MXL	113.792	56
456 MXL	115.824	57
464 MXL	117.856	58
472 MXL	119.888	59
480 MXL	121.920	60
488 MXL	123.952	61
504 MXL	128.016	63
520 MXL	132.080	65
536 MXL	136.144	67
544 MXL	138.176	68
552 MXL	140.208	69
560 MXL	142.240	70
568 MXL	144.272	71
576 MXL	146.304	72
584 MXL	148.336	73
592 MXL	150.368	74
600 MXL	152.400	75
608 MXL	154.432	76
616 MXL	156.464	77
632 MXL	160.528	79
640 MXL	162.560	80
648 MXL	164.592	81
656 MXL	166.624	82
664 MXL	168.656	83
672 MXL	170.688	84
680 MXL	172.720	85
696 MXL	176.784	87
704 MXL	178.816	88
720 MXL	182.880	90
736 MXL	186.944	92
752 MXL	191.008	94
760 MXL	193.040	95
776 MXL	197.104	97
800 MXL	203.200	100
808 MXL	205.232	101
824 MXL	209.296	103
840 MXL	213.360	105
848 MXL	215.392	106
856 MXL	217.424	107
864 MXL	219.456	108
872 MXL	221.488	109

MXL Pitch: 0.08" (2.032 mm)

Length and pitch designation	Pitch length mm	Number of teeth
880 MXL	223.520	110
912 MXL	231.648	114
944 MXL	239.776	118
960 MXL	243.840	120
976 MXL	247.904	122
984 MXL	249.936	123
1000 MXL	254.000	125
1008 MXL	256.032	126
1016 MXL	258.064	127
1032 MXL	262.128	129
1040 MXL	264.160	130
1056 MXL	268.224	132
1072 MXL	272.288	134
1112 MXL	282.448	139
1120 MXL	284.480	140
1144 MXL	290.576	143
1160 MXL	294.640	145
1200 MXL	304.800	150
1240 MXL	314.960	155
1264 MXL	321.056	158
1280 MXL	325.120	160
1320 MXL	335.280	165
1400 MXL	355.600	175
1472 MXL	373.888	184
1520 MXL	386.080	190
1560 MXL	396.240	195
1600 MXL	406.400	200
1680 MXL	426.720	210
1768 MXL	449.072	221
1800 MXL	457.200	225
1832 MXL	465.328	229
1856 MXL	471.424	232
1880 MXL	477.520	235
1960 MXL	497.840	245
1984 MXL	503.936	248
1992 MXL	505.968	249
2048 MXL	520.192	256
2136 MXL	542.544	267
2240 MXL	568.960	280
2360 MXL	599.440	295
2384 MXL	605.536	298
2400 MXL	609.600	300
2520 MXL	640.080	315
2544 MXL	646.176	318
2608 MXL	662.432	326
2776 MXL	705.104	347
2864 MXL	727.456	358
2880 MXL	731.520	360
2968 MXL	753.872	371
2976 MXL	755.904	372
3120 MXL	792.480	390

MXL Pitch: 0.08" (2.032 mm)

Length and pitch designation	Pitch length mm	Number of teeth
3200 MXL	812.800	400
3264 MXL	829.056	408
3296 MXL	837.184	412
3360 MXL	853.440	420
3392 MXL	861.568	424
3448 MXL	875.792	431
3472 MXL	881.888	434
3520 MXL	894.080	440
3704 MXL	940.816	463
3800 MXL	965.200	475
3904 MXL	991.616	488
3984 MXL	1011.936	498
4000 MXL	1016.000	500
4040 MXL	1026.160	505
4368 MXL	1109.472	546
4736 MXL	1202.944	592
4896 MXL	1243.584	612
5448 MXL	1383.792	681

Available in widths of 3.2 mm (1/8", code 012), 4.8 mm (3/16", code 019) and 6.4 mm (1/4", code 025).

Preferred sizes are printed in bold.

POWERGRIP® BELT SIZES

XL			XL			XL		
EXTRA LIGHT			EXTRA LIGHT			EXTRA LIGHT		
Pitch: 1/5" (5.080 mm)			Pitch: 1/5" (5.080 mm)			Pitch: 1/5" (5.080 mm)		
Length and pitch designation	Pitch length mm	Number of teeth	Length and pitch designation	Pitch length mm	Number of teeth	Length and pitch designation	Pitch length mm	Number of teeth
46 XL	116.84	23	178 XL	452.12	89	392 XL	995.68	196
50 XL	127.00	25	180 XL	457.20	90	404 XL	1026.16	202
58 XL	147.32	29	182 XL	462.28	91	412 XL	1046.48	206
60 XL	152.40	30	184 XL	467.36	92	424 XL	1076.96	212
66 XL	167.64	33	188 XL	477.52	94	432XL	1097.28	216
70 XL	177.80	35	190 XL	482.60	95	434 XL	1102.36	217
76 XL	193.04	38	192 XL	487.68	96	438 XL	1112.52	219
78 XL	198.12	39	194 XL	492.76	97	450 XL	1143.00	225
80 XL	203.20	40	196 XL	497.84	98	460 XL	1168.40	230
84 XL	213.36	42	198 XL	502.92	99	490 XL	1244.60	245
86 XL	218.44	43	200 XL	508.00	100	506 XL	1285.24	253
88 XL	223.52	44	202 XL	513.08	101	540 XL	1371.60	270
90 XL	228.60	45	204 XL	518.16	102	554 XL	1407.16	277
92 XL	233.68	46	208 XL	528.32	104	564 XL	1432.56	282
94 XL	238.76	47	210 XL	533.40	105	580 XL	1473.20	290
98 XL	248.92	49	212 XL	538.48	106	592 XL	1503.68	296
100 XL	254.00	50	214 XL	543.56	107	672 XL	1706.88	336
102 XL	259.08	51	220 XL	558.80	110	736 XL	1869.44	368
106 XL	269.24	53	228 XL	579.12	114	770 XL	1955.80	385
108 XL	274.32	54	230 XL	584.20	115	Available in widths of 6.4 mm (1/4", code 025), 7.9 mm (5/16", code 031) and 9.5 mm (3/8", code 037).		
110 XL	279.40	55	232 XL	589.28	116			
112 XL	284.48	56	234 XL	594.36	117			
114 XL	289.56	57	240 XL	609.60	120			
116 XL	294.64	58	250 XL	635.00	125			
118 XL	299.72	59	260 XL	660.40	130			
120 XL	304.80	60	264 XL	670.56	132			
122 XL	309.88	61	270 XL	685.80	135			
124 XL	314.96	62	274 XL	695.96	137			
126 XL	320.04	63	280 XL	711.20	140			
128 XL	325.12	64	284 XL	721.36	142			
130 XL	330.20	65	286 XL	726.44	143			
132 XL	335.28	66	290 XL	736.60	145			
134 XL	340.36	67	296 XL	751.84	148			
136 XL	345.44	68	300 XL	762.00	150			
138 XL	350.52	69	306 XL	777.24	153			
140 XL	355.60	70	310 XL	787.40	155			
142 XL	360.68	71	316 XL	802.64	158			
144 XL	365.76	72	322 XL	817.88	161			
146 XL	370.84	73	330 XL	838.20	165			
148 XL	375.92	74	340 XL	863.60	170			
150 XL	381.00	75	344 XL	873.76	172			
154 XL	391.16	77	348 XL	883.92	174			
156 XL	396.24	78	350 XL	889.00	175			
158 XL	401.32	79	352 XL	894.08	176			
160 XL	406.40	80	362 XL	919.48	181			
164 XL	416.56	82	372 XL	944.88	186			
166 XL	421.64	83	380 XL	965.20	190			
170 XL	431.80	85	382 XL	970.28	191			
174 XL	441.96	87	384 XL	975.36	192			
176 XL	447.04	88	390 XL	990.60	195			

Preferred sizes are printed in bold.

POWERGRIP® BELT SIZES

L			LIGHT H			HEAVY XH			EXTRA HEAVY		
Pitch: 3/8" (9.525 mm)			Pitch: 1/2" (12.7 mm)			Pitch: 7/8" (22.225 mm)			Pitch: 1 1/4" (31.75 mm)		
Length and pitch designation	Pitch length mm	Number of teeth	Length and pitch designation	Pitch length mm	Number of teeth	Length and pitch designation	Pitch length mm	Number of teeth	Length and pitch designation	Pitch length mm	Number of teeth
124 L	314.33	33	240 H	609.60	48	507 XH	1289.00	58			
135 L	342.90	36	255 H	647.70	51	560 XH	1422.40	64			
150 L	381.00	40	270 H	685.80	54	630 XH	1600.20	72			
165 L	419.10	44	300 H	762.00	60	700 XH	1778.00	80			
169 L	428.63	45	310 H	787.40	62	770 XH	1955.85	88			
172 L	438.15	46	330 H	838.20	66	787 XH	2000.25	90			
187 L	476.25	50	360 H	914.40	72	831 XH	2111.38	95			
202 L	514.35	54	370 H	939.80	74	840 XH	2133.60	96			
210 L	533.40	56	375 H	952.50	75	980 XH	2489.20	112			
225 L	571.50	60	390 H	990.60	78	1120 XH	2844.80	128			
236 L	600.08	63	420 H	1066.80	84	1260 XH	3200.40	144			
240 L	609.60	64	440 H	1117.60	88	1400 XH	3556.00	160			
244 L	619.13	65	450 H	1143.00	90	1540 XH	3911.60	176			
251 L	638.18	67	480 H	1219.20	96	1680 XH	4267.20	192			
255 L	647.70	68	485 H	1231.90	97	1750 XH	4445.00	200			
270 L	685.80	72	510 H	1295.40	102						
285 L	723.90	76	520 H	1320.80	104						
300 L	762.00	80	540 H	1371.60	108						
322 L	819.15	86	570 H	1447.80	114						
345 L	876.30	92	600 H	1524.00	120						
367 L	933.45	98	615 H	1562.10	123						
390 L	990.60	104	630 H	1600.20	126						
405 L	1028.70	108	660 H	1676.40	132						
420 L	1066.80	112	700 H	1778.00	140						
450 L	1143.00	120	750 H	1905.00	150						
461 L	1171.58	123	800 H	2032.00	160						
480 L	1219.20	128	850 H	2159.00	170						
510 L	1295.40	136	885 H	2247.90	177						
540 L	1371.60	144	900 H	2286.00	180						
600 L	1524.00	160	1000 H	2540.00	200						
630 L	1600.20	168	1100 H	2794.00	220						
660 L	1676.40	176	1130 H	2870.00	226						
			1250 H	3175.00	250						
			1325 H	3365.50	265						
			1400 H	3556.00	280						
			1460 H	3708.40	292						
			1700 H	4318.00	340						

Available in widths of 12.7 mm (1/2", code 050), 19.1 mm (3/4", code 075) and 25.4 mm (1", code 100).

Available in widths of 19.1 mm (3/4", code 075), 25.4 mm (1", code 100), 38.1 mm (3/2", code 150), 50.8 mm (2", code 200) and 76.2 mm (3", code 300).

Available in widths of 50.8 mm (2", code 200), 76.2 mm (3", code 300), 101.6 mm (4", code 400) and 127 mm (5", code 500).

XXH DOUBLE EXTRA HEAVY

Pitch: 1 1/4" (31.75 mm)

Length and pitch designation	Pitch length mm	Number of teeth
700 XXH	1778.00	56
800 XXH	2032.00	64
900 XXH	2286.00	72
1000 XXH	2540.00	80
1200 XXH	3048.00	96
1400 XXH	3556.00	112
1600 XXH	4064.00	128
1800 XXH	4572.00	144

Available in widths of 50.8 mm (2", code 200), 76.2 mm (3", code 300), 101.6 mm (4", code 400) and 127 mm (5", code 500).

Preferred sizes are printed in bold.

BELT DRIVE SELECTION PROCEDURE



Before designing a synchronous belt drive, you need to determine and tabulate the following drive requirements:

1. Power requirement and type of driveN machine
2. The rpm of the driveR machine
3. The rpm of the driveN machine
4. The approximate centre distance for the drive
5. Hours per day operation.

To select a Gates PowerGrip® GT3, PowerGrip® HTD® or PowerGrip® belt drive, you need to complete the following steps:

STEP 1

DETERMINE THE SERVICE FACTOR

Service life of a belt drive depends on the specific use and function. By selecting the appropriate service life for a drive and designing it accordingly, you will obtain the most economical drive for your specific application. If the drive conditions are unknown, then the following classification guide will assist in the selection of the appropriate service factor.

For an idler, add 0.2 to the basic service factor. For intermittent or seasonal operation, deduct 0.2 from the basic service factor.

For speed-up drives, add to the basic service factor an additional factor as given in the table.

Speed-up ratio range	Additional factor
1 to 1.24	none
1.25 to 1.74	0.1
1.75 to 2.49	0.2
2.50 to 3.49	0.3
3.50 and over	0.4

Additional service factors are required for unusual conditions such as load reversal, heavy shock, plugged motor stop, electric brake. These should be determined by a Gates transmission specialist.

Any change in the service factor affects the entire calculation. For the majority of drive applications, the service factors here are adequate. It must be recognised, however, that these factors are not a substitute for judgement. You may find it practical to adjust the service factor to conform with your knowledge of the drive conditions and their severity.

STEP 2

CALCULATE THE DESIGN POWER

Design power = service factor x power requirement

- A. To calculate the design power it is necessary to determine the service factor for the drive. Using the service factor chart on page 22, determine the type of driveR machine.
- B. Using the service factor chart, determine the service factor for the driveN machine and the type of operational service.
- C. Multiply the power requirement of the drive by the service factor you have selected. This gives you the design power for use in designing the drive.

BELT DRIVE SELECTION PROCEDURE

SERVICE FACTOR CHART

DRIVE N MACHINE	DRIVE R					
	Intermittent service	Normal service	Continuous service	Intermittent service	Normal service	Continuous service
	3-8 hours daily or seasonal	8-16 hours daily	16-24 hours daily	3-8 hours daily or seasonal	8-16 hours daily	16-24 hours daily
The driveN machines listed below are representative samples only. Select a driveN machine whose load characteristics most closely approximate those of the machine being considered.	AC motors: normal torque, squirrel cage, synchronous, split phase, inverter controlled. DC motors: shunt wound, stepper motors. Engines: multiple cylinder internal combustion.			AC motors: high torque, high slip, repulsion induction, single phase, series wound, slip ring. DC motors: series wound, compound wound, servo motors. Engines: single cylinder internal combustion. Line shafts. Clutches.		
Display equipment. Dispensing equipment. Instrumentation. Measuring equipment. Medical equipment. Office equipment. Projection equipment.	1.0	1.2	1.4	1.2	1.4	1.6
Appliances. Sweepers. Sewing machines. Screens: oven, drum, conical. Woodworking equipment (light): band saws, drills, lathes.	1.1	1.3	1.5	1.3	1.5	1.7
Agitators for liquids. Conveyors: belt, light package. Drill presses. Lathes. Saws. Laundry machinery. Woodworking equipment (heavy): circular saws, jointers, planers.	1.2	1.4	1.6	1.6	1.8	2.0
Agitators for semi-liquids. Centrifugal compressors. Conveyor belt: ore, coal, sand. Dough mixers. Line shafts. Machine tools: grinders, shapers, boring mills, milling machines. Paper machinery (except pulpers): presses, punches, shears. Printing machinery. Pumps: centrifugal, gear. Screens: revolving, vibratory.	1.3	1.5	1.7	1.6	1.8	2.0
Brick machinery (except pug mills). Conveyors: apron, pan, bucket, elevator. Extractors. Washers. Fans. Centrifugal blowers. Generators and excitors. Hoists. Rubber calender. Mills. Extruders.	1.4	1.6	1.8	1.8	2.0	2.2
Centrifuges. Screw conveyors. Hammer mills. Paper pulpers. Textile machinery.	1.5	1.7	1.9	1.9	2.1	2.3
Blowers: positive displacement. Mine fans. Pulverisers.	1.6	1.8	2.0	2.0	2.2	2.4
Reciprocating compressors. Crushers: gyratory, jaw, roll. Mills: ball, rod, pebble, etc. Pumps: reciprocating. Saw mill equipment.	1.7	1.9	2.1	2.1	2.3	2.5

These service factors are adequate for most belt drive applications. Note that service factors cannot be substituted for good engineering judgement. Service factors may be adjusted based upon an understanding of the severity of actual drive operating conditions.

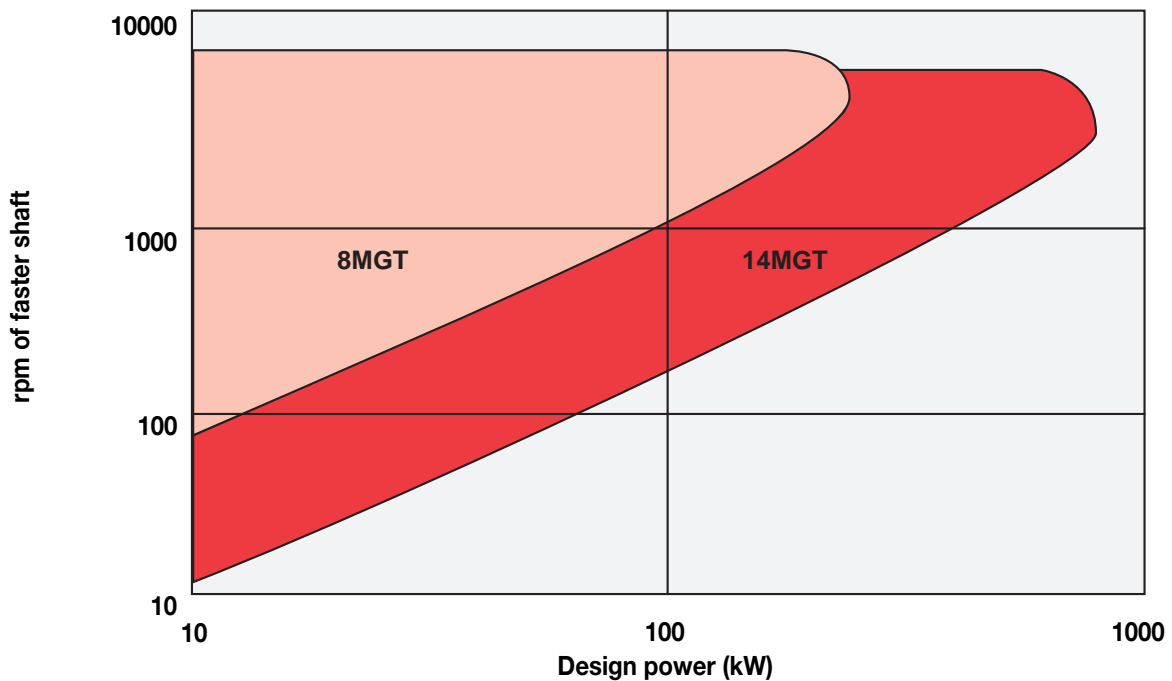
BELT DRIVE SELECTION PROCEDURE

STEP 3

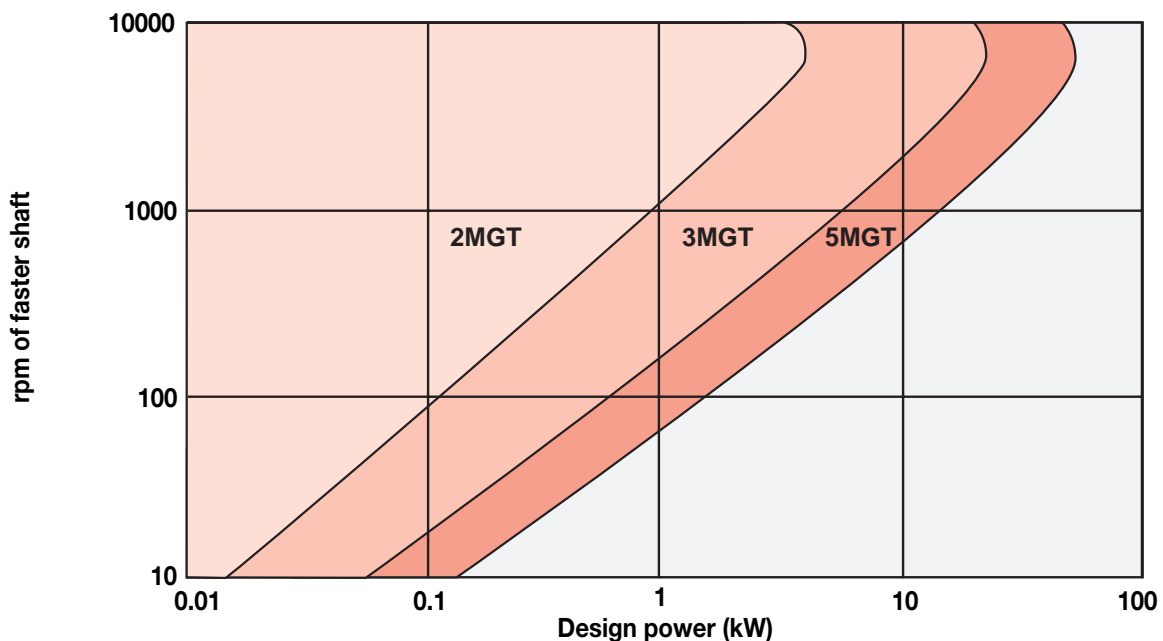
DETERMINE THE BELT PITCH

- A. Go to the belt pitch selection guides below or on the following page. Locate the design power along the bottom of one of the belt pitch selection guides. Read up to the rpm of the faster shaft (smaller pulley). The belt pitch indicated in the area surrounding the point of intersection is the one you should use for your design. If the point of intersection falls outside of the area, contact your local Gates representative. If the point falls very near the line between adjacent pitches a good drive can likely be designed using either belt pitch.
- B. Design the drives using both belt pitches and select the drive best meeting your size requirements or the most economical drive.

POWERGRIP® GT3 8MGT & 14MGT BELT PITCH SELECTION GUIDE



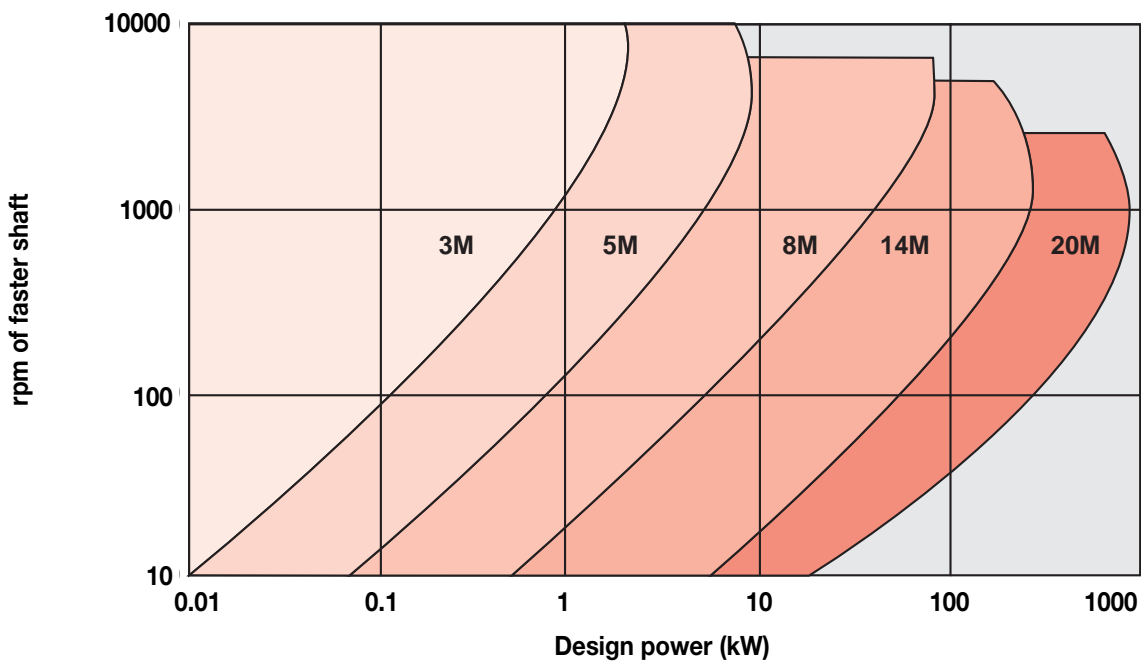
POWERGRIP® GT3 2MGT, 3MGT & 5MGT BELT PITCH SELECTION GUIDE



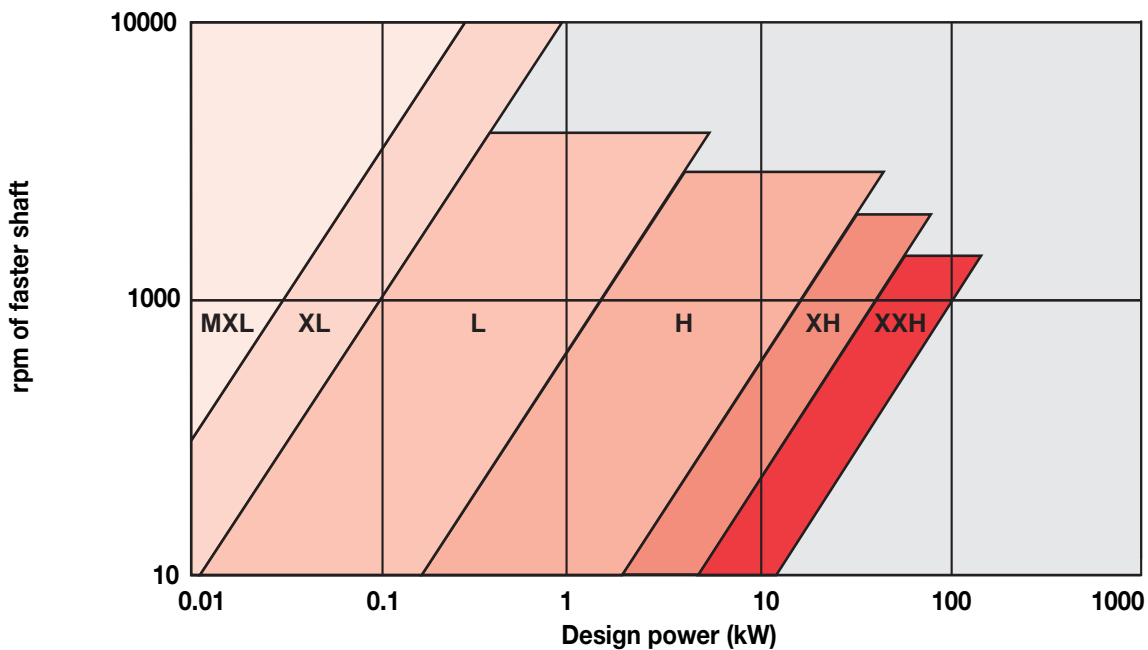
BELT DRIVE SELECTION PROCEDURE

2

POWERGRIP® HTD® BELT PITCH SELECTION GUIDE



POWERGRIP® CLASSICAL TIMING BELT PITCH SELECTION GUIDE



BELT DRIVE SELECTION PROCEDURE

STEP 4

SELECT THE PULLEY COMBINATION, BELT LENGTH AND CENTRE DISTANCE

Locate the correct centre distance table for the belt you selected (pages 28-127).

For standard and non-standard motor speeds:

- Calculate the speed ratio by dividing the rpm of the faster shaft by the rpm of the slower shaft. In the centre distance tables, refer to the column headed speed ratio. Locate the speed ratio nearest to your requirements.
- For the speed ratio selected, note the number of grooves and the pitch diameter of each pulley. If there are several combinations close to your requirements, you may want to consider more than one combination in your drive selection.
- Reading further to the right on the same line, locate and record the centre distance nearest to your requirements. The belt length code is given at the top of that column in mm. Note these values.

Alternative method to establish the belt length/centre distance

The nomograph on page 26 provides a quick, effective method for determining the nominal centre distance and belt length of a drive and converting these nominal values into design values. The values of belt length and centre distance obtained using this nomograph are approximate and only intended for use in applications where reasonable centre distance adjustment is possible.

The nomograph is based on the number of pitches rather than on actual diameters and lengths.

Hence:

Pulley size

N = number of grooves in large pulley

n = number of grooves in small pulley

Belt length

$$N_b = \frac{\text{belt length}}{\text{pitch}} \text{ (number of pitches)}$$

Centre distance

$$N_c = \frac{\text{centre distance}}{\text{pitch}} \text{ (number of pitches)}$$

To establish required belt length

- Calculate the values N + n and N_c.
- Place a straight edge across the nomograph connecting these two points.
- Read off the N_b value and multiply it by the pitch to give the nominal belt length in mm.
- Select the nearest suitable belt length using the size listings on pages 13-20.
- Convert this belt length to pitches and re-apply this value to the nomograph to obtain the actual centre distance (N_c).

This method will give sufficient accuracy for drives having a speed ratio of 3:1 or less. If the ratio is greater than 3:1 then a correction will be necessary.

$$\text{Corrected centre distance} = N_c - \frac{N - n}{1.114 \times N_c}$$

If there is limited room for centre distance adjustment

Establish the belt length in millimetres as previously outlined. Calculate the centre distance using the following formula:

Pulley centre distance

$$C = \frac{K + \sqrt{K^2 - 32(D - d)^2}}{16}$$

Where K = 4L - 6.28(D + d)

D = pitch circle diameter large pulley (mm)

d = pitch circle diameter small pulley (mm)

L = belt length (mm)

Fixed centre applications

For applications where no centre distance adjustment is possible, contact Gates' application engineers.

Exact values may be calculated from the following:

- Belt length (L)

$$L = 2C \sin \frac{\beta}{2} + \frac{\pi}{2} \left[(D + d) + \left(1 - \frac{\beta}{180} \right) (D - d) \right]$$


$$\text{Where } \beta = 2 \cos^{-1} \left(\frac{D - d}{2C} \right)$$

- Centre distance (C)

$$C = \frac{1}{2 \sin \left(\frac{\beta}{2} \right)} \left\{ L - \frac{\pi}{2} \left[(D - d) + \left(1 - \frac{\beta}{180} \right) (D - d) \right] \right\}$$

BELT DRIVE SELECTION PROCEDURE

DESIGN NOMOGRAPH



Where N = number of grooves in large pulley
 n = number of grooves in small pulley
 Nb = belt length in number of pitches
 Nc = centre distance in number of pitches

STEP 5

SELECT THE BELT WIDTH

A. The tables on pages 128-147 show the power ratings for each belt which, when combined with the width factors, will give the rating for each belt width. The left hand column lists the rpm of the smaller pulley. The stock pulleys are listed across the top of the columns and are designated by the number of grooves and the pitch diameter. By reading down the first column to the speed of your faster shaft and across the line to the column headed by your smaller pulley, the power rating can be determined for any stock belt width.

IMPORTANT

The tables on pages 128-147 provide power ratings that are based on a minimum of six teeth in mesh. If less than six teeth are in mesh the power rating should be multiplied by the approximate teeth in mesh factor from the following table.

Use the following formula to establish the number of teeth in mesh:

$$\text{Teeth in mesh (T.I.M.)} = n \left[0.5 - \frac{(N - n)}{18.85 \times Nc} \right]$$

Teeth in mesh factor

Teeth in mesh	≥6	5	4	3	2
Factor	1	0.8	0.6	0.4	0.2

B. Select a stock belt width and determine the power rating as outlined in Step 5A. If the power rating is equal to or exceeds the design power found in Step 2, that belt width can be used. If not, move on to the next stock belt width and repeat this step. If the widest stock belt width for the pitch selected is still not acceptable, you may want to consider larger pulley diameters or a larger pitch belt if possible.

C. Where there are several pulley combinations which meet your drive requirements, the following rules of thumb may influence your choice.

- a. The larger the pulley diameter, the narrower the belt.
- b. Larger diameter pulleys typically reduce bearing and shaft loads.

BELT DRIVE SELECTION EXAMPLE

A centrifugal blower is to be driven by an AC Motor.
Drive requirements and characteristics are as follows:

Driver machine

Type: AC motor- normal torque
Power: 740 Watts
Speed: 2850 rpm
Shaft diameter: 19 mm

Driven machine

Type: Centrifugal blower
Power: 600 Watts (absorbed)
Speed: 6800 rpm
Shaft diameter: 12 mm

Drive conditions

Smooth uniform load
Operating 8 hrs/day, 5 days/week

Drive design limitation

Maximum driving pulley diameter = 75 mm
Shaft centres = 70 mm \pm 5 mm
Idler: not requested

STEP 1

DETERMINE THE SERVICE FACTOR

From the service factor chart select the service factors which are applicable to the drive.

Basic service factor = 1.5

In this case additional factors must be added:

Speed up factor:
it is a speed increasing drive ratio: $\frac{6800}{2850}$

Additional factor = 0.2
Resultant service factor = 1.5 + 0.2
= 1.7

STEP 2

CALCULATE THE DESIGN POWER

a) Determine speed ratio

Driver speed = 2850 rpm
Driven speed = 6800 rpm
Speed ratio = 2.39 (speed increase)

b) Design power

Multiply the drive absorbed power by the service factor:
600W x 1.7 = 1020W

STEP 3

DETERMINE THE BELT PITCH

Refer to the belt pitch selection guides on pages 23-24. Use the design power of 1020W and the small pulley speed of 6800 rpm. The chart will show that these conditions give an intercept inside the 3MGT power envelope. Therefore a 3MGT drive is required.

STEP 4

SELECT THE PULLEY COMBINATION, BELT LENGTH AND CENTRE DISTANCE

a) Select pulleys

Check size limitation (see page 148).
Driven pulley max. dia. = 75 mm hence max.
Stock pulley = 3MR - 72S

Driven pulley shaft dia. = 12 mm hence min.
Driven pulley = 3MR - 30S

Bearing these limitations in mind, the stock pulley combination to give the speed ratio of 2.4 : 1 is 3MR - 72S : 3MR - 30S

b) Select belt length

Required centres = 70 \pm 5 mm

Referring to centre distance table page 48, the most suitable will be the belt 300 - 3MGT which will give centres of 70.63 mm when combined with the above pulley selection.

Hence the pulley/belt combinations required will be:
pulleys: 3MR - 72S, 3MR - 30S
belt: 300 - 3MGT

STEP 5

SELECT BELT WIDTH

Selection is always based on the smallest pulley, i.e. 3MR - 30S running at 6840 rpm.

Refer to the 3MGT power ratings table on page 129 and note the ratings for the 30 groove pulley for 6000 and 8000 rpm.

Interpolate these ratings for a speed of 6840 rpm (i.e. 1920W).

This value is for a width of 6 mm.

Multiply by the width factor:

Width	Factor	Watts
6 mm	0.62	1190
9 mm	1	1920
15 mm	1.89	3629

Teeth in mesh factor

See page 26. Calculated value is 14 teeth in mesh. As this figure is greater than 5, the factor is 1. Hence the power rating is not changed.

Our design power requirement is 1020W, hence a belt width of 6 mm will be required.

The selected drive will therefore be:

Driver pulley: **3MR - 72S - 6**
Driven pulley: **3MR - 30S - 6**
Belt: **300 - 3MGT - 6**

2

CENTRE DISTANCE TABLES 2MGT

Speed ratio	Number of grooves		Theoretical centre distance in mm								
	DriveR	DriveN	Belt length code designation in mm								
			100	130	140	152	164	180	202	210	240
1.00	10	10	40.0	55.0	60.0	66.0	72.0	80.0	91.0	95.0	110.0
1.00	12	12	38.0	53.0	58.0	64.0	70.0	78.0	89.0	93.0	108.0
1.00	14	14	36.0	51.0	56.0	62.0	68.0	76.0	87.0	91.0	106.0
1.00	15	15	35.0	50.0	55.0	61.0	67.0	75.0	86.0	90.0	105.0
1.00	16	16	34.0	49.0	54.0	60.0	66.0	74.0	85.0	89.0	104.0
1.00	18	18	32.0	47.0	52.0	58.0	64.0	72.0	83.0	87.0	102.0
1.00	20	20	30.0	45.0	50.0	56.0	62.0	70.0	81.0	85.0	100.0
1.00	21	21	29.0	44.0	49.0	55.0	61.0	69.0	80.0	84.0	99.0
1.00	22	22	28.0	43.0	48.0	54.0	60.0	68.0	79.0	83.0	98.0
1.00	24	24	26.0	41.0	46.0	52.0	58.0	66.0	77.0	81.0	96.0
1.00	26	26	24.0	39.0	44.0	50.0	56.0	64.0	75.0	79.0	94.0
1.00	28	28		37.0	42.0	48.0	54.0	62.0	73.0	77.0	92.0
1.00	30	30		35.0	40.0	46.0	52.0	60.0	71.0	75.0	90.0
1.00	32	32		33.0	38.0	44.0	50.0	58.0	69.0	73.0	88.0
1.00	36	36		29.0	34.0	40.0	46.0	54.0	65.0	69.0	84.0
1.00	40	40				36.0	42.0	50.0	61.0	65.0	80.0
1.00	44	44					38.0	46.0	57.0	61.0	76.0
1.00	48	48						42.0	53.0	57.0	72.0
1.00	56	56							45.0	49.0	64.0
1.00	64	64									56.0
1.00	72	72									
1.05	20	21	29.5	44.5	49.5	55.5	61.5	69.5	80.5	84.5	99.5
1.05	21	22	28.5	43.5	48.5	54.5	60.5	68.5	79.5	83.5	98.5
1.07	14	15	35.5	50.5	55.5	61.5	67.5	75.5	86.5	90.5	105.5
1.07	15	16	34.5	49.5	54.5	60.5	66.5	74.5	85.5	89.5	104.5
1.07	28	30		36.0	41.0	47.0	53.0	61.0	72.0	76.0	91.0
1.07	30	32			39.0	45.0	51.0	59.0	70.0	74.0	89.0
1.08	24	26	25.0	40.0	45.0	51.0	57.0	65.0	76.0	80.0	95.0
1.08	26	28		38.0	43.0	49.0	55.0	63.0	74.0	78.0	93.0
1.09	22	24	27.0	42.0	47.0	53.0	59.0	67.0	78.0	82.0	97.0
1.09	44	48					36.0	44.0	55.0	59.0	74.0
1.10	20	22	29.0	44.0	49.0	55.0	61.0	69.0	80.0	84.0	99.0
1.10	40	44				34.0	40.0	48.0	59.0	63.0	78.0
1.11	18	20	31.0	46.0	51.0	57.0	63.0	71.0	82.0	86.0	101.0
1.11	36	40			32.0	38.0	44.0	52.0	63.0	67.0	82.0
1.11	72	80									
1.13	16	18	33.0	48.0	53.0	59.0	65.0	73.0	84.0	88.0	103.0
1.13	32	36		31.0	36.0	42.0	48.0	56.0	67.0	71.0	86.0
1.13	64	72									51.9
1.14	14	16	35.0	50.0	55.0	61.0	67.0	75.0	86.0	90.0	105.0
1.14	21	24	27.5	42.5	47.5	53.5	59.5	67.5	78.5	82.5	97.5
1.14	28	32		35.0	40.0	46.0	52.0	60.0	71.0	75.0	90.0
1.14	56	64								44.9	59.9
1.15	26	30		37.0	42.0	48.0	54.0	62.0	73.0	77.0	92.0
1.17	12	14	37.0	52.0	57.0	63.0	69.0	77.0	88.0	92.0	107.0
1.17	18	21	30.5	45.5	50.5	56.5	62.5	70.5	81.5	85.5	100.5
1.17	24	28	24.0	39.0	44.0	50.0	56.0	64.0	75.0	79.0	94.0
1.17	48	56							48.9	52.9	68.0
1.18	22	26	26.0	41.0	46.0	52.0	58.0	66.0	77.0	81.0	96.0
1.20	10	12	39.0	54.0	59.0	65.0	71.0	79.0	90.0	94.0	109.0
1.20	15	18	33.5	48.5	53.5	59.5	65.5	73.5	84.5	88.5	103.5

3
2 mm

CENTRE DISTANCE TABLES 2MGT

Theoretical centre distance in mm									Number of grooves		Speed ratio
Belt length code designation in mm									DriveN	DriveR	
250	288	364	430	488	660	816	976	1164			
115.0	134.0	172.0	205.0	234.0	320.0	398.0	478.0	572.0	10	10	1.00
113.0	132.0	170.0	203.0	232.0	318.0	396.0	476.0	570.0	12	12	1.00
111.0	130.0	168.0	201.0	230.0	316.0	394.0	474.0	568.0	14	14	1.00
110.0	129.0	167.0	200.0	229.0	315.0	393.0	473.0	567.0	15	15	1.00
109.0	128.0	166.0	199.0	228.0	314.0	392.0	472.0	566.0	16	16	1.00
107.0	126.0	164.0	197.0	226.0	312.0	390.0	470.0	564.0	18	18	1.00
105.0	124.0	162.0	195.0	224.0	310.0	388.0	468.0	562.0	20	20	1.00
104.0	123.0	161.0	194.0	223.0	309.0	387.0	467.0	561.0	21	21	1.00
103.0	122.0	160.0	193.0	222.0	308.0	386.0	466.0	560.0	22	22	1.00
101.0	120.0	158.0	191.0	220.0	306.0	384.0	464.0	558.0	24	24	1.00
99.0	118.0	156.0	189.0	218.0	304.0	382.0	462.0	556.0	26	26	1.00
97.0	116.0	154.0	187.0	216.0	302.0	380.0	460.0	554.0	28	28	1.00
95.0	114.0	152.0	185.0	214.0	300.0	378.0	458.0	552.0	30	30	1.00
93.0	112.0	150.0	183.0	212.0	298.0	376.0	456.0	550.0	32	32	1.00
89.0	108.0	146.0	179.0	208.0	294.0	372.0	452.0	546.0	36	36	1.00
85.0	104.0	142.0	175.0	204.0	290.0	368.0	448.0	542.0	40	40	1.00
81.0	100.0	138.0	171.0	200.0	286.0	364.0	444.0	538.0	44	44	1.00
77.0	96.0	134.0	167.0	196.0	282.0	360.0	440.0	534.0	48	48	1.00
69.0	88.0	126.0	159.0	188.0	274.0	352.0	432.0	526.0	56	56	1.00
61.0	80.0	118.0	151.0	180.0	266.0	344.0	424.0	518.0	64	64	1.00
53.0	72.0	110.0	143.0	172.0	258.0	336.0	416.0	510.0	72	72	1.00
104.5	123.5	161.5	194.5	223.5	309.5	387.5	467.5	561.5	21	20	1.05
103.5	122.5	160.5	193.5	222.5	308.5	386.5	466.5	560.5	22	21	1.05
110.5	129.5	167.5	200.5	229.5	315.5	393.5	473.5	567.5	15	14	1.07
109.5	128.5	166.5	199.5	228.5	314.5	392.5	472.5	566.5	16	15	1.07
96.0	115.0	153.0	186.0	215.0	301.0	379.0	459.0	553.0	30	28	1.07
94.0	113.0	151.0	184.0	213.0	299.0	377.0	457.0	551.0	32	30	1.07
100.0	119.0	157.0	190.0	219.0	305.0	383.0	463.0	557.0	26	24	1.08
98.0	117.0	155.0	188.0	217.0	303.0	381.0	461.0	555.0	28	26	1.08
102.0	121.0	159.0	192.0	221.0	307.0	385.0	465.0	559.0	24	22	1.09
79.0	98.0	136.0	169.0	198.0	284.0	362.0	442.0	536.0	48	44	1.09
104.0	123.0	161.0	194.0	223.0	309.0	387.0	467.0	561.0	22	20	1.10
83.0	102.0	140.0	173.0	202.0	288.0	366.0	446.0	540.0	44	40	1.10
106.0	125.0	163.0	196.0	225.0	311.0	389.0	469.0	563.0	20	18	1.11
87.0	106.0	144.0	177.0	206.0	292.0	370.0	450.0	544.0	40	36	1.11
	68.0	106.0	139.0	168.0	254.0	332.0	412.0	506.0	80	72	1.11
108.0	127.0	165.0	198.0	227.0	313.0	391.0	471.0	565.0	18	16	1.13
91.0	110.0	148.0	181.0	210.0	296.0	374.0	454.0	548.0	36	32	1.13
56.9	76.0	114.0	147.0	176.0	262.0	340.0	420.0	514.0	72	64	1.13
110.0	129.0	167.0	200.0	229.0	315.0	393.0	473.0	567.0	16	14	1.14
102.5	121.5	159.5	192.5	221.5	307.5	385.5	465.5	559.5	24	21	1.14
95.0	114.0	152.0	185.0	214.0	300.0	378.0	458.0	552.0	32	28	1.14
65.0	84.0	122.0	155.0	184.0	270.0	348.0	428.0	522.0	64	56	1.14
97.0	116.0	154.0	187.0	216.0	302.0	380.0	460.0	554.0	30	26	1.15
112.0	131.0	169.0	202.0	231.0	317.0	395.0	475.0	569.0	14	12	1.17
105.5	124.5	162.5	195.5	224.5	310.5	388.5	468.5	562.5	21	18	1.17
99.0	118.0	156.0	189.0	218.0	304.0	382.0	462.0	556.0	28	24	1.17
73.0	92.0	130.0	163.0	192.0	278.0	356.0	436.0	530.0	56	48	1.17
101.0	120.0	158.0	191.0	220.0	306.0	384.0	464.0	558.0	26	22	1.18
114.0	133.0	171.0	204.0	233.0	319.0	397.0	477.0	571.0	12	10	1.20
108.5	127.5	165.5	198.5	227.5	313.5	391.5	471.5	565.5	18	15	1.20



CENTRE DISTANCE TABLES 2MGT

Speed ratio	Number of grooves		Theoretical centre distance in mm								
	DriveR	DriveN	Belt length code designation in mm								
			100	130	140	152	164	180	202	210	240
1.20	20	24	28.0	43.0	48.0	54.0	60.0	68.0	79.0	83.0	98.0
1.20	30	36		31.9	37.0	43.0	49.0	57.0	68.0	72.0	87.0
1.20	40	48					37.9	45.9	56.9	60.9	76.0
1.22	18	22	30.0	45.0	50.0	56.0	62.0	70.0	81.0	85.0	100.0
1.22	36	44				35.9	41.9	49.9	60.9	65.0	80.0
1.23	26	32		35.9	41.0	47.0	53.0	61.0	72.0	76.0	91.0
1.24	21	26	26.5	41.5	46.5	52.5	58.5	66.5	77.5	81.5	96.5
1.25	12	15	36.5	51.5	56.5	62.5	68.5	76.5	87.5	91.5	106.5
1.25	16	20	32.0	47.0	52.0	58.0	64.0	72.0	83.0	87.0	102.0
1.25	24	30		38.0	43.0	49.0	55.0	63.0	74.0	78.0	93.0
1.25	32	40			33.9	39.9	45.9	53.9	65.0	69.0	84.0
1.25	64	80									
1.25	72	90									
1.27	22	28	24.9	40.0	45.0	51.0	57.0	65.0	76.0	80.0	95.0
1.29	14	18	34.0	49.0	54.0	60.0	66.0	74.0	85.0	89.0	104.0
1.29	28	36		32.9	37.9	43.9	49.9	57.9	69.0	73.0	88.0
1.29	56	72									55.8
1.30	20	26	26.9	42.0	47.0	53.0	59.0	67.0	78.0	82.0	97.0
1.31	16	21	31.5	46.5	51.5	57.5	63.5	71.5	82.5	86.5	101.5
1.33	12	16	36.0	51.0	56.0	62.0	68.0	76.0	87.0	91.0	106.0
1.33	15	20	32.5	47.5	52.5	58.5	64.5	72.5	83.5	87.5	102.5
1.33	18	24	28.9	44.0	49.0	55.0	61.0	69.0	80.0	84.0	99.0
1.33	21	28	25.4	40.4	45.4	51.5	57.5	65.5	76.5	80.5	95.5
1.33	24	32		36.9	41.9	47.9	53.9	61.9	73.0	77.0	92.0
1.33	30	40		29.8	34.9	40.9	46.9	54.9	65.9	69.9	84.9
1.33	36	48				33.8	39.8	47.8	58.9	62.9	77.9
1.33	48	64							44.7	48.7	63.8
1.36	22	30	23.9	38.9	43.9	49.9	55.9	63.9	75.0	79.0	94.0
1.36	44	60							48.7	52.8	67.8
1.38	16	22	30.9	46.0	51.0	57.0	63.0	71.0	82.0	86.0	101.0
1.38	32	44			31.8	37.8	43.8	51.9	62.9	66.9	81.9
1.40	10	14	38.0	53.0	58.0	64.0	70.0	78.0	89.0	93.0	108.0
1.40	15	21	31.9	47.0	52.0	58.0	64.0	72.0	83.0	87.0	102.0
1.40	20	28	25.9	40.9	45.9	51.9	57.9	66.0	77.0	81.0	96.0
1.40	40	56						41.7	52.8	56.8	71.8
1.41	64	90									
1.43	14	20	32.9	48.0	53.0	59.0	65.0	73.0	84.0	88.0	103.0
1.43	21	30	24.3	39.4	44.4	50.4	56.4	64.4	75.4	79.4	94.5
1.43	28	40		30.8	35.8	41.8	47.8	55.9	66.9	70.9	85.9
1.43	56	80									51.4
1.44	18	26	27.9	42.9	47.9	53.9	59.9	68.0	79.0	83.0	98.0
1.45	22	32		37.9	42.9	48.9	54.9	62.9	73.9	77.9	92.9
1.47	15	22	31.4	46.4	51.5	57.5	63.5	71.5	82.5	86.5	101.5
1.47	30	44			32.7	38.7	44.8	52.8	63.8	67.9	82.9
1.50	10	15	37.5	52.5	57.5	63.5	69.5	77.5	88.5	92.5	107.5
1.50	12	18	34.9	50.0	55.0	61.0	67.0	75.0	86.0	90.0	105.0
1.50	14	21	32.4	47.4	52.5	58.5	64.5	72.5	83.5	87.5	102.5
1.50	16	24	29.9	44.9	49.9	55.9	61.9	70.0	81.0	85.0	100.0
1.50	20	30	24.8	39.9	44.9	50.9	56.9	64.9	75.9	79.9	94.9
1.50	24	36		34.8	39.8	45.8	51.9	59.9	70.9	74.9	89.9
1.50	32	48				35.6	41.7	49.7	60.8	64.8	79.8

3
2 mm

CENTRE DISTANCE TABLES 2MGT

Theoretical centre distance in mm									Number of grooves		Speed ratio
Belt length code designation in mm									DriveN	DriveR	
250	288	364	430	488	660	816	976	1164			
103.0	122.0	160.0	193.0	222.0	308.0	386.0	466.0	560.0	24	20	1.20
92.0	111.0	149.0	182.0	211.0	297.0	375.0	455.0	549.0	36	30	1.20
81.0	100.0	138.0	171.0	200.0	286.0	364.0	444.0	538.0	48	40	1.20
105.0	124.0	162.0	195.0	224.0	310.0	388.0	468.0	562.0	22	18	1.22
85.0	104.0	142.0	175.0	204.0	290.0	368.0	448.0	542.0	44	36	1.22
96.0	115.0	153.0	186.0	215.0	301.0	379.0	459.0	553.0	32	26	1.23
101.5	120.5	158.5	191.5	220.5	306.5	384.5	464.5	558.5	26	21	1.24
111.5	130.5	168.5	201.5	230.5	316.5	394.5	474.5	568.5	15	12	1.25
107.0	126.0	164.0	197.0	226.0	312.0	390.0	470.0	564.0	20	16	1.25
98.0	117.0	155.0	188.0	217.0	303.0	381.0	461.0	555.0	30	24	1.25
89.0	108.0	146.0	179.0	208.0	294.0	372.0	452.0	546.0	40	32	1.25
52.8	71.8	109.9	142.9	171.9	257.9	336.0	416.0	510.0	80	64	1.25
	62.7	100.8	133.9	162.9	248.9	326.9	407.0	501.0	90	72	1.25
100.0	119.0	157.0	190.0	219.0	305.0	383.0	463.0	557.0	28	22	1.27
109.0	128.0	166.0	199.0	228.0	314.0	392.0	472.0	566.0	18	14	1.29
93.0	112.0	150.0	183.0	212.0	298.0	376.0	456.0	550.0	36	28	1.29
60.8	79.8	117.9	150.9	179.9	266.0	344.0	424.0	518.0	72	56	1.29
102.0	121.0	159.0	192.0	221.0	307.0	385.0	465.0	559.0	26	20	1.30
106.5	125.5	163.5	196.5	225.5	311.5	389.5	469.5	563.5	21	16	1.31
111.0	130.0	168.0	201.0	230.0	316.0	394.0	474.0	568.0	16	12	1.33
107.5	126.5	164.5	197.5	226.5	312.5	390.5	470.5	564.5	20	15	1.33
104.0	123.0	161.0	194.0	223.0	309.0	387.0	467.0	561.0	24	18	1.33
100.5	119.5	157.5	190.5	219.5	305.5	383.5	463.5	557.5	28	21	1.33
97.0	116.0	154.0	187.0	216.0	302.0	380.0	460.0	554.0	32	24	1.33
89.9	109.0	147.0	180.0	209.0	295.0	373.0	453.0	547.0	40	30	1.33
82.9	101.9	139.9	173.0	202.0	288.0	366.0	446.0	540.0	48	36	1.33
68.8	87.9	125.9	158.9	187.9	274.0	352.0	432.0	526.0	64	48	1.33
99.0	118.0	156.0	189.0	218.0	304.0	382.0	462.0	556.0	30	22	1.36
72.8	91.9	129.9	162.9	191.9	278.0	356.0	436.0	530.0	60	44	1.36
106.0	125.0	163.0	196.0	225.0	311.0	389.0	469.0	563.0	22	16	1.38
86.9	105.9	143.9	177.0	206.0	292.0	370.0	450.0	544.0	44	32	1.38
113.0	132.0	170.0	203.0	232.0	318.0	396.0	476.0	570.0	14	10	1.40
107.0	126.0	164.0	197.0	226.0	312.0	390.0	470.0	564.0	21	15	1.40
101.0	120.0	158.0	191.0	220.0	306.0	384.0	464.0	558.0	28	20	1.40
76.8	95.9	133.9	166.9	195.9	282.0	360.0	440.0	534.0	56	40	1.40
	66.5	104.7	137.8	166.8	252.9	330.9	410.9	504.9	90	64	1.41
108.0	127.0	165.0	198.0	227.0	313.0	391.0	471.0	565.0	20	14	1.43
99.5	118.5	156.5	189.5	218.5	304.5	382.5	462.5	556.5	30	21	1.43
90.9	109.9	148.0	181.0	210.0	296.0	374.0	454.0	548.0	40	28	1.43
56.5	75.6	113.7	146.8	175.8	261.9	339.9	419.9	513.9	80	56	1.43
103.0	122.0	160.0	193.0	222.0	308.0	386.0	466.0	560.0	26	18	1.44
97.9	117.0	155.0	188.0	217.0	303.0	381.0	461.0	555.0	32	22	1.45
106.5	125.5	163.5	196.5	225.5	311.5	389.5	469.5	563.5	22	15	1.47
87.9	106.9	144.9	177.9	207.0	293.0	371.0	451.0	545.0	44	30	1.47
112.5	131.5	169.5	202.5	231.5	317.5	395.5	475.5	569.5	15	10	1.50
110.0	129.0	167.0	200.0	229.0	315.0	393.0	473.0	567.0	18	12	1.50
107.5	126.5	164.5	197.5	226.5	312.5	390.5	470.5	564.5	21	14	1.50
105.0	124.0	162.0	195.0	224.0	310.0	388.0	468.0	562.0	24	16	1.50
99.9	119.0	157.0	190.0	219.0	305.0	383.0	463.0	557.0	30	20	1.50
94.9	113.9	152.0	185.0	214.0	300.0	378.0	458.0	552.0	36	24	1.50
84.8	103.9	141.9	174.9	203.9	290.0	368.0	448.0	542.0	48	32	1.50



CENTRE DISTANCE TABLES 2MGT

Speed ratio	Number of grooves		Theoretical centre distance in mm								
	DriveR	DriveN	Belt length code designation in mm								
			100	130	140	152	164	180	202	210	240
1.50	40	60						39.5	50.6	54.6	69.7
1.50	48	72								44.3	59.5
1.52	21	32	23.2	38.3	43.4	49.4	55.4	63.4	74.4	78.4	93.4
1.54	26	40		31.7	36.7	42.8	48.8	56.8	67.9	71.9	86.9
1.56	18	28	26.8	41.9	46.9	52.9	58.9	66.9	77.9	81.9	96.9
1.56	72	112									
1.57	14	22	31.9	46.9	51.9	57.9	63.9	72.0	83.0	87.0	102.0
1.57	28	44			33.6	39.7	45.7	53.8	64.8	68.8	83.8
1.60	10	16	37.0	52.0	57.0	63.0	69.0	77.0	88.0	92.0	107.0
1.60	15	24	30.4	45.4	50.4	56.4	62.4	70.4	81.4	85.5	100.5
1.60	20	32	23.7	38.8	43.8	49.9	55.9	63.9	74.9	78.9	93.9
1.60	30	48				36.5	42.6	50.7	61.7	65.8	80.8
1.60	40	64							48.4	52.4	67.6
1.61	56	90									
1.63	16	26	28.8	43.9	48.9	54.9	60.9	68.9	79.9	83.9	98.9
1.64	22	36		35.7	40.8	46.8	52.8	60.8	71.9	75.9	90.9
1.64	44	72								46.1	61.4
1.67	12	20	33.9	48.9	53.9	59.9	66.0	74.0	85.0	89.0	104.0
1.67	18	30	25.7	40.8	45.8	51.9	57.9	65.9	76.9	80.9	95.9
1.67	24	40		32.6	37.7	43.7	49.7	57.8	68.8	72.8	87.9
1.67	36	60						41.3	52.4	56.5	71.6
1.67	48	80									55.1
1.69	26	44		29.4	34.5	40.6	46.6	54.7	65.8	69.8	84.8
1.71	14	24	30.8	45.9	50.9	56.9	62.9	70.9	81.9	85.9	100.9
1.71	21	36		36.2	41.2	47.3	53.3	61.3	72.3	76.4	91.4
1.71	28	48			31.4	37.5	43.5	51.6	62.7	66.7	81.8
1.73	15	26	29.3	44.4	49.4	55.4	61.4	69.4	80.4	84.4	99.4
1.73	26	45		28.9	34.0	40.0	46.1	54.2	65.2	69.2	84.3
1.75	12	21	33.4	48.4	53.4	59.4	65.4	73.4	84.5	88.5	103.5
1.75	16	28	27.7	42.8	47.8	53.9	59.9	67.9	78.9	82.9	97.9
1.75	32	56					37.2	45.4	56.5	60.5	75.6
1.75	64	112									
1.78	18	32	24.6	39.7	44.8	50.8	56.8	64.8	75.9	79.9	94.9
1.80	10	18	35.9	50.9	55.9	61.9	68.0	76.0	87.0	91.0	106.0
1.80	20	36		36.6	41.7	47.7	53.8	61.8	72.8	76.8	91.9
1.80	40	72							43.8	47.9	63.2
2.00	22	44		31.2	36.3	42.4	48.5	56.6	67.6	71.7	86.7
1.83	12	22	32.8	47.9	52.9	58.9	64.9	72.9	83.9	87.9	103.0
1.83	24	44		30.3	35.4	41.5	47.6	55.6	66.7	70.7	85.8
1.86	14	26	29.8	44.8	49.9	55.9	61.9	69.9	80.9	84.9	99.9
1.87	15	28	28.2	43.3	48.3	54.3	60.4	68.4	79.4	83.4	98.4
1.88	16	30	26.6	41.8	46.8	52.8	58.8	66.9	77.9	81.9	96.9
1.88	32	60						43.1	54.3	58.3	73.5
1.88	48	90									
1.89	72	136									
1.90	21	40		34.0	39.0	45.1	51.1	59.2	70.2	74.3	89.3
2.00	10	20	34.9	49.9	54.9	60.9	66.9	74.9	85.9	89.9	105.0
2.00	12	24	31.8	46.8	51.9	57.9	63.9	71.9	82.9	86.9	101.9
2.00	14	28	28.7	43.8	48.8	54.8	60.8	68.9	79.9	83.9	98.9
2.00	15	30	27.1	42.2	47.3	53.3	59.3	67.3	78.4	82.4	97.4
2.00	16	32	25.5	40.7	45.7	51.7	57.8	65.8	76.8	80.8	95.9

3
2 mm

CENTRE DISTANCE TABLES 2MGT

Theoretical centre distance in mm									Number of grooves		Speed ratio
Belt length code designation in mm									DriveN	DriveR	
250	288	364	430	488	660	816	976	1164			
74.7	93.8	131.8	164.9	193.9	279.9	357.9	438.0	532.0	60	40	1.50
64.5	83.7	121.8	154.8	183.8	269.9	347.9	427.9	521.9	72	48	1.50
98.4	117.4	155.5	188.5	217.5	303.5	381.5	461.5	555.5	32	21	1.52
91.9	110.9	148.9	181.9	211.0	297.0	375.0	455.0	549.0	40	26	1.54
102.0	121.0	159.0	192.0	221.0	307.0	385.0	465.0	559.0	28	18	1.56
		89.1	122.3	151.5	237.7	315.7	395.8	489.8	112	72	1.56
107.0	126.0	164.0	197.0	226.0	312.0	390.0	470.0	564.0	22	14	1.57
88.9	107.9	145.9	178.9	207.9	294.0	372.0	452.0	546.0	44	28	1.57
112.0	131.0	169.0	202.0	231.0	317.0	395.0	475.0	569.0	16	10	1.60
105.5	124.5	162.5	195.5	224.5	310.5	388.5	468.5	562.5	24	15	1.60
98.9	117.9	156.0	189.0	218.0	304.0	382.0	462.0	556.0	32	20	1.60
85.8	104.8	142.9	175.9	204.9	290.9	369.0	449.0	543.0	48	30	1.60
72.6	91.7	129.8	162.8	191.8	277.9	355.9	435.9	529.9	64	40	1.60
	70.2	108.5	141.6	170.7	256.8	334.8	414.9	508.9	90	56	1.61
104.0	123.0	161.0	194.0	223.0	309.0	387.0	467.0	561.0	26	16	1.63
95.9	114.9	152.9	185.9	215.0	301.0	379.0	459.0	553.0	36	22	1.64
66.4	85.5	123.7	156.7	185.8	271.9	349.9	429.9	523.9	72	44	1.64
109.0	128.0	166.0	199.0	228.0	314.0	392.0	472.0	566.0	20	12	1.67
100.9	119.9	158.0	191.0	220.0	306.0	384.0	464.0	558.0	30	18	1.67
92.9	111.9	149.9	182.9	211.9	298.0	376.0	456.0	550.0	40	24	1.67
76.6	95.7	133.8	166.8	195.9	281.9	359.9	439.9	533.9	60	36	1.67
60.1	79.3	117.6	150.7	179.7	265.8	343.8	423.9	517.9	80	48	1.67
89.8	108.8	146.9	179.9	208.9	294.9	373.0	453.0	547.0	44	26	1.69
106.0	125.0	163.0	196.0	225.0	311.0	389.0	469.0	563.0	24	14	1.71
96.4	115.4	153.4	186.4	215.4	301.5	379.5	459.5	553.5	36	21	1.71
86.8	105.8	143.9	176.9	205.9	291.9	369.9	450.0	544.0	48	28	1.71
104.4	123.5	161.5	194.5	223.5	309.5	387.5	467.5	561.5	26	15	1.73
89.3	108.3	146.4	179.4	208.4	294.4	372.5	452.5	546.5	45	26	1.73
108.5	127.5	165.5	198.5	227.5	313.5	391.5	471.5	565.5	21	12	1.75
102.9	121.9	160.0	193.0	222.0	308.0	386.0	466.0	560.0	28	16	1.75
80.6	99.7	137.8	170.8	199.9	285.9	363.9	443.9	537.9	56	32	1.75
		92.7	126.1	155.2	241.5	319.6	399.7	493.8	112	64	1.75
99.9	118.9	156.9	189.9	219.0	305.0	383.0	463.0	557.0	32	18	1.78
111.0	130.0	168.0	201.0	230.0	316.0	394.0	474.0	568.0	18	10	1.80
96.9	115.9	153.9	186.9	215.9	302.0	380.0	460.0	554.0	36	20	1.80
68.2	87.4	125.6	158.7	187.7	273.8	351.9	431.9	525.9	72	40	1.80
91.7	110.8	148.8	181.9	210.9	296.9	374.9	454.9	549.0	44	22	2.00
108.0	127.0	165.0	198.0	227.0	313.0	391.0	471.0	565.0	22	12	1.83
90.8	109.8	147.9	180.9	209.9	295.9	373.9	454.0	548.0	44	24	1.83
104.9	123.9	162.0	195.0	224.0	310.0	388.0	468.0	562.0	26	14	1.86
103.4	122.4	160.4	193.5	222.5	308.5	386.5	466.5	560.5	28	15	1.87
101.9	120.9	158.9	191.9	221.0	307.0	385.0	465.0	559.0	30	16	1.88
78.5	97.6	135.7	168.8	197.8	283.9	361.9	441.9	535.9	60	32	1.88
54.3	73.8	112.2	145.4	174.5	260.7	338.7	418.8	512.8	90	48	1.88
		75.2	109.1	138.5	225.1	303.3	383.5	477.6	136	72	1.89
94.3	113.3	151.4	184.4	213.4	299.4	377.5	457.5	551.5	40	21	1.90
110.0	129.0	167.0	200.0	229.0	315.0	393.0	473.0	567.0	20	10	2.00
106.9	125.9	164.0	197.0	226.0	312.0	390.0	470.0	564.0	24	12	2.00
103.9	122.9	160.9	193.9	223.0	309.0	387.0	467.0	561.0	28	14	2.00
102.4	121.4	159.4	192.4	221.4	307.5	385.5	465.5	559.5	30	15	2.00
100.9	119.9	157.9	190.9	219.9	306.0	384.0	464.0	558.0	32	16	2.00



CENTRE DISTANCE TABLES 2MGT

Speed ratio	Number of grooves		Theoretical centre distance in mm								
	DriveR	DriveN	Belt length code designation in mm								
			100	130	140	152	164	180	202	210	240
2.00	18	36		37.6	42.6	48.7	54.7	62.7	73.8	77.8	92.8
2.00	20	40		34.4	39.5	45.6	51.6	59.7	70.7	74.7	89.8
2.00	22	44		31.2	36.3	42.4	48.5	56.6	67.6	71.7	86.7
2.00	24	48			33.1	39.3	45.4	53.5	64.5	68.6	83.7
2.00	28	56				32.8	39.0	47.2	58.3	62.4	77.5
2.00	30	60					35.7	44.0	55.2	59.2	74.4
2.00	32	64							52.0	56.1	71.3
2.00	36	72							45.6	49.7	65.0
2.00	40	80									58.6
2.00	56	112									
2.08	72	150									
2.10	10	21	34.3	49.4	54.4	60.4	66.4	74.4	85.4	89.4	104.4
2.10	21	44		31.6	36.8	42.9	49.0	57.0	68.1	72.1	87.2
2.13	15	32	25.9	41.1	46.2	52.2	58.2	66.3	77.3	81.3	96.3
2.13	64	136									
2.14	14	30	27.5	42.7	47.7	53.8	59.8	67.8	78.8	82.8	97.9
2.14	28	60					36.6	44.8	56.1	60.1	75.3
2.17	12	26	30.7	45.8	50.8	56.8	62.8	70.9	81.9	85.9	100.9
2.18	22	48		28.8	34.0	40.1	46.3	54.4	65.5	69.5	84.6
2.20	10	22	33.8	48.9	53.9	59.9	65.9	73.9	84.9	88.9	103.9
2.20	20	44		32.1	37.2	43.3	49.4	57.5	68.6	72.6	87.7
2.22	18	40		35.3	40.4	46.5	52.5	60.6	71.7	75.7	90.7
2.25	16	36	23.1	38.5	43.5	49.6	55.6	63.7	74.7	78.7	93.8
2.25	32	72							47.3	51.4	66.8
2.25	40	90									52.6
2.29	14	32	26.4	41.6	46.6	52.7	58.7	66.8	77.8	81.8	96.8
2.29	21	48		29.2	34.4	40.6	46.7	54.8	65.9	70.0	85.1
2.29	28	64						42.4	53.8	57.9	73.1
2.31	26	60					37.4	45.7	57.0	61.0	76.2
2.33	12	28	29.6	44.7	49.7	55.8	61.8	69.8	80.8	84.8	99.9
2.33	24	56				34.5	40.7	48.9	60.1	64.2	79.3
2.33	48	112									
2.34	64	150									
2.40	10	24	32.7	47.8	52.8	58.8	64.8	72.9	83.9	87.9	102.9
2.40	15	36	23.5	38.9	44.0	50.1	56.1	64.2	75.2	79.2	94.3
2.40	20	48		29.7	34.9	41.0	47.2	55.3	66.4	70.4	85.5
2.40	30	72							48.1	52.3	67.7
2.43	56	136									
2.44	18	44		33.0	38.1	44.2	50.3	58.4	69.5	73.5	88.6
2.50	12	30	28.4	43.6	48.7	54.7	60.7	68.8	79.8	83.8	98.8
2.50	16	40		36.2	41.3	47.4	53.5	61.5	72.6	76.6	91.7
2.50	24	60					38.3	46.6	57.9	61.9	77.1
2.50	32	80							42.2	46.5	62.1
2.57	14	36	24.0	39.4	44.4	50.5	56.6	64.6	75.7	79.7	94.7
2.57	28	72							49.0	53.1	68.6
2.60	10	26	31.6	46.7	51.7	57.8	63.8	71.8	82.8	86.9	101.9
2.67	12	32	27.3	42.5	47.6	53.6	59.7	67.7	78.7	82.8	97.8
2.67	18	48		30.5	35.7	41.9	48.0	56.2	67.3	71.4	86.5
2.67	24	64					35.7	44.2	55.5	59.6	74.9
2.68	56	150									
2.73	22	60				32.7	39.1	47.4	58.8	62.8	78.1



CENTRE DISTANCE TABLES 2MGT

Theoretical centre distance in mm									Number of grooves		Speed ratio
Belt length code designation in mm									DriveN	DriveR	
250	288	364	430	488	660	816	976	1164			
97.8	116.9	154.9	187.9	216.9	302.9	381.0	461.0	555.0	36	18	2.00
94.8	113.8	151.9	184.9	213.9	299.9	377.9	458.0	552.0	40	20	2.00
91.7	110.8	148.8	181.9	210.9	296.9	374.9	454.9	549.0	44	22	2.00
88.7	107.7	145.8	178.8	207.9	293.9	371.9	451.9	545.9	48	24	2.00
82.5	101.6	139.7	172.8	201.8	287.9	365.9	445.9	539.9	56	28	2.00
79.4	98.5	136.7	169.7	198.8	284.8	362.9	442.9	536.9	60	30	2.00
76.3	95.5	133.6	166.7	195.7	281.8	359.9	439.9	533.9	64	32	2.00
70.1	89.3	127.5	160.6	189.7	275.8	353.8	433.8	527.9	72	36	2.00
63.7	83.0	121.3	154.5	183.6	269.7	347.8	427.8	521.8	80	40	2.00
		96.3	129.8	159.0	245.4	323.5	403.6	497.7	112	56	2.00
			100.9	130.6	217.6	296.0	376.2	470.3	150	72	2.08
109.4	128.5	166.5	199.5	228.5	314.5	392.5	472.5	566.5	21	10	2.10
92.2	111.3	149.3	182.4	211.4	297.4	375.4	455.4	549.5	44	21	2.10
101.4	120.4	158.4	191.4	220.4	306.5	384.5	464.5	558.5	32	15	2.13
		78.6	112.7	142.1	228.9	307.1	387.3	481.5	136	64	2.13
102.9	121.9	159.9	192.9	221.9	308.0	386.0	466.0	560.0	30	14	2.14
80.4	99.5	137.6	170.7	199.7	285.8	363.9	443.9	537.9	60	28	2.14
105.9	124.9	162.9	195.9	225.0	311.0	389.0	469.0	563.0	26	12	2.17
89.6	108.7	146.8	179.8	208.8	294.9	372.9	452.9	546.9	48	22	2.18
108.9	127.9	166.0	199.0	228.0	314.0	392.0	472.0	566.0	22	10	2.20
92.7	111.7	149.8	182.8	211.9	297.9	375.9	455.9	549.9	44	20	2.20
95.7	114.8	152.8	185.9	214.9	300.9	378.9	458.9	553.0	40	18	2.22
98.8	117.8	155.9	188.9	217.9	303.9	381.9	462.0	556.0	36	16	2.25
71.9	91.1	129.4	162.5	191.6	277.7	355.8	435.8	529.8	72	32	2.25
57.8	77.4	115.9	149.2	178.3	264.5	342.6	422.7	516.8	90	40	2.25
101.8	120.9	158.9	191.9	220.9	306.9	385.0	465.0	559.0	32	14	2.29
90.1	109.2	147.2	180.3	209.3	295.4	373.4	453.4	547.4	48	21	2.29
78.2	97.3	135.5	168.6	197.7	283.8	361.8	441.9	535.9	64	28	2.29
81.3	100.4	138.6	171.7	200.7	286.8	364.8	444.9	538.9	60	26	2.31
104.9	123.9	161.9	194.9	223.9	310.0	388.0	468.0	562.0	28	12	2.33
84.4	103.5	141.6	174.7	203.7	289.8	367.9	447.9	541.9	56	24	2.33
	60.5	99.9	133.4	162.7	249.2	327.4	407.5	501.6	112	48	2.33
			104.4	134.2	221.3	299.7	380.0	474.2	150	64	2.34
107.9	126.9	164.9	197.9	227.0	313.0	391.0	471.0	565.0	24	10	2.40
99.3	118.3	156.4	189.4	218.4	304.4	382.4	462.5	556.5	36	15	2.40
90.6	109.6	147.7	180.8	209.8	295.9	373.9	453.9	547.9	48	20	2.40
72.8	92.0	130.3	163.5	192.5	278.7	356.7	436.8	530.8	72	30	2.40
		82.0	116.2	145.8	232.6	311.0	391.2	485.3	136	56	2.43
93.6	112.7	150.8	183.8	212.8	298.9	376.9	456.9	550.9	44	18	2.44
103.8	122.9	160.9	193.9	222.9	308.9	387.0	467.0	561.0	30	12	2.50
96.7	115.7	153.8	186.8	215.9	301.9	379.9	459.9	553.9	40	16	2.50
82.2	101.4	139.5	172.6	201.7	287.8	365.8	445.9	539.9	60	24	2.50
67.3	86.6	125.1	158.3	187.4	273.6	351.7	431.7	525.8	80	32	2.50
99.8	118.8	156.8	189.9	218.9	304.9	382.9	462.9	557.0	36	14	2.57
73.7	92.9	131.3	164.4	193.5	279.6	357.7	437.8	531.8	72	28	2.57
106.9	125.9	163.9	196.9	225.9	312.0	390.0	470.0	564.0	26	10	2.60
102.8	121.8	159.9	192.9	221.9	307.9	385.9	466.0	560.0	32	12	2.67
91.5	110.6	148.7	181.7	210.8	296.8	374.9	454.9	548.9	48	18	2.67
80.0	99.2	137.4	170.5	199.6	285.7	363.8	443.8	537.8	64	24	2.67
		72.8	107.8	137.7	225.0	303.5	383.8	478.1	150	56	2.68
83.1	102.3	140.5	173.6	202.6	288.7	366.8	446.8	540.9	60	22	2.73



CENTRE DISTANCE TABLES 2MGT

Speed ratio	Number of grooves		Theoretical centre distance in mm								
	DriveR	DriveN	Belt length code designation in mm								
			100	130	140	152	164	180	202	210	240
2.75	16	44		33.8	39.0	45.1	51.2	59.3	70.4	74.5	89.6
2.77	26	72						38.2	49.8	54.0	69.5
2.80	10	28	30.5	45.6	50.7	56.7	62.7	70.8	81.8	85.8	100.8
2.80	20	56				36.2	42.4	50.7	61.9	66.0	81.2
2.80	40	112									
2.81	32	90									55.9
2.83	48	136									
2.86	14	40		37.1	42.2	48.3	54.4	62.5	73.5	77.6	92.6
2.86	21	60				33.1	39.5	47.9	59.2	63.3	78.5
2.86	28	80							43.8	48.1	63.8
2.93	15	44		34.2	39.4	45.6	51.7	59.8	70.9	74.9	90.0
3.00	10	30	29.3	44.5	49.6	55.6	61.7	69.7	80.7	84.8	99.8
3.00	12	36	24.8	40.3	45.4	51.4	57.5	65.6	76.6	80.6	95.7
3.00	16	48		31.3	36.6	42.8	48.9	57.1	68.2	72.3	87.4
3.00	20	60				33.6	40.0	48.3	59.6	63.7	79.0
3.00	24	72						39.0	50.7	54.9	70.3
3.11	18	56			30.6	37.0	43.3	51.6	62.8	66.9	82.1
3.13	48	150									
3.14	14	44		34.7	39.9	46.0	52.1	60.2	71.4	75.4	90.5
3.20	10	32	28.1	43.4	48.5	54.5	60.6	68.6	79.7	83.7	98.8
3.20	15	48		31.7	37.0	43.2	49.4	57.5	68.7	72.7	87.9
3.20	20	64					37.3	45.8	57.3	61.4	76.7
3.21	28	90									57.6
3.27	22	72						39.8	51.5	55.7	71.2
3.33	12	40		37.9	43.1	49.2	55.3	63.4	74.5	78.5	93.6
3.33	18	60				34.4	40.8	49.2	60.5	64.6	79.9
3.33	24	80							45.5	49.8	65.6
3.43	14	48		32.2	37.4	43.7	49.8	58.0	69.2	73.2	88.3
3.43	21	72						40.2	51.9	56.1	71.7
3.50	16	56			31.4	37.8	44.2	52.4	63.7	67.8	83.0
3.50	32	112									
3.56	18	64					38.2	46.7	58.1	62.3	77.6
3.60	10	36	25.7	41.2	46.3	52.3	58.4	66.5	77.6	81.6	96.6
3.60	20	72						40.6	52.4	56.6	72.1
3.67	12	44		35.5	40.7	46.9	53.0	61.1	72.3	76.3	91.4
3.75	16	60				35.2	41.6	50.0	61.4	65.5	80.8
3.75	24	90								42.7	59.2
3.75	40	150									
4.00	10	40	23.0	38.8	44.0	50.1	56.2	64.3	75.4	79.4	94.5
4.00	12	48		33.0	38.3	44.5	50.7	58.9	70.1	74.1	89.3
4.00	14	56			32.2	38.7	45.0	53.3	64.6	68.7	83.9
4.00	15	60				35.6	42.0	50.5	61.8	65.9	81.2
4.00	16	64				32.3	39.0	47.5	59.0	63.1	78.5
4.00	18	72						41.4	53.2	57.4	73.0
4.00	20	80							47.1	51.4	67.3
4.00	28	112									
4.25	32	136									
4.29	14	60				36.0	42.4	50.9	62.3	66.4	81.7
4.40	10	44		36.4	41.6	47.8	53.9	62.1	73.2	77.2	92.4
4.44	18	80							47.9	52.2	68.1
4.50	16	72						42.2	54.0	58.3	73.8

3
2 mm

CENTRE DISTANCE TABLES 2MGT

Theoretical centre distance in mm									Number of grooves		Speed ratio
Belt length code designation in mm									DriveN	DriveR	
250	288	364	430	488	660	816	976	1164			
94.6	113.7	151.7	184.8	213.8	299.9	377.9	457.9	551.9	44	16	2.75
74.6	93.9	132.2	165.4	194.4	280.6	358.7	438.8	532.8	72	26	2.77
105.8	124.9	162.9	195.9	224.9	310.9	389.0	469.0	563.0	28	10	2.80
86.2	105.4	143.5	176.6	205.7	291.8	369.8	449.9	543.9	56	20	2.80
	63.8	103.5	137.1	166.4	253.0	331.2	411.4	505.5	112	40	2.80
61.2	80.9	119.6	152.9	182.1	268.4	346.5	426.6	520.7	90	32	2.81
		85.4	119.7	149.4	236.3	314.8	395.0	489.2	136	48	2.83
97.6	116.7	154.8	187.8	216.8	302.9	380.9	460.9	554.9	40	14	2.86
83.6	102.7	141.0	174.1	203.1	289.2	367.3	447.3	541.4	60	21	2.86
69.0	88.4	126.9	160.1	189.3	275.5	353.6	433.7	527.7	80	28	2.86
95.1	114.1	152.2	185.3	214.3	300.4	378.4	458.4	552.4	44	15	2.93
104.8	123.8	161.9	194.9	223.9	309.9	387.9	468.0	562.0	30	10	3.00
100.7	119.8	157.8	190.8	219.9	305.9	383.9	463.9	557.9	36	12	3.00
92.4	111.5	149.7	182.7	211.8	297.8	375.9	455.9	549.9	48	16	3.00
84.0	103.2	141.4	174.5	203.6	289.7	367.8	447.8	541.9	60	20	3.00
75.4	94.8	133.1	166.3	195.4	281.6	359.7	439.7	533.8	72	24	3.00
87.2	106.3	144.5	177.6	206.6	292.8	370.8	450.8	544.9	56	18	3.11
		75.9	111.2	141.3	228.7	307.3	387.6	481.9	150	48	3.13
95.5	114.6	152.7	185.8	214.8	300.8	378.9	458.9	552.9	44	14	3.14
103.8	122.8	160.8	193.9	222.9	308.9	386.9	466.9	561.0	32	10	3.20
92.9	112.0	150.1	183.2	212.2	298.3	376.4	456.4	550.4	48	15	3.20
81.8	101.0	139.3	172.4	201.5	287.7	365.7	445.8	539.8	64	20	3.20
62.9	82.6	121.4	154.7	183.9	270.3	348.4	428.5	522.6	90	28	3.21
76.3	95.7	134.1	167.2	196.4	282.6	360.6	440.7	534.8	72	22	3.27
98.6	117.7	155.7	188.8	217.8	303.9	381.9	461.9	555.9	40	12	3.33
84.9	104.1	142.4	175.5	204.6	290.7	368.8	448.8	542.8	60	18	3.33
70.7	90.2	128.8	162.0	191.2	277.4	355.6	435.6	529.7	80	24	3.33
93.4	112.5	150.6	183.7	212.7	298.8	376.8	456.9	550.9	48	14	3.43
76.8	96.1	134.5	167.7	196.8	283.0	361.1	441.2	535.3	72	21	3.43
88.1	107.2	145.4	178.5	207.6	293.7	371.8	451.8	545.9	56	16	3.50
	67.1	107.0	140.7	170.1	256.7	335.0	415.2	509.4	112	32	3.50
82.7	101.9	140.2	173.4	202.5	288.6	366.7	446.8	540.8	64	18	3.56
101.7	120.7	158.8	191.8	220.8	306.9	384.9	464.9	558.9	36	10	3.60
77.2	96.6	135.0	168.2	197.3	283.5	361.6	441.7	535.7	72	20	3.60
96.5	115.6	153.7	186.7	215.8	301.8	379.9	459.9	553.9	44	12	3.67
85.9	105.1	143.3	176.4	205.5	291.7	369.7	449.8	543.8	60	16	3.75
64.6	84.4	123.2	156.6	185.8	272.2	350.4	430.5	524.6	90	24	3.75
		79.1	114.6	144.7	232.4	311.0	391.4	485.7	150	40	3.75
99.5	118.6	156.7	189.8	218.8	304.9	382.9	462.9	556.9	40	10	4.00
94.3	113.4	151.6	184.6	213.7	299.8	377.8	457.9	551.9	48	12	4.00
89.0	108.2	146.4	179.5	208.6	294.7	372.8	452.8	546.8	56	14	4.00
86.3	105.5	143.8	176.9	206.0	292.1	370.2	450.3	544.3	60	15	4.00
83.6	102.9	141.2	174.3	203.4	289.6	367.7	447.7	541.8	64	16	4.00
78.1	97.5	135.9	169.1	198.3	284.5	362.6	442.7	536.7	72	18	4.00
72.5	92.0	130.6	163.9	193.1	279.3	357.5	437.6	531.7	80	20	4.00
	68.7	108.7	142.5	171.9	258.6	336.9	417.1	511.3	112	28	4.00
		92.0	126.6	156.5	243.7	322.3	402.6	496.9	136	32	4.25
86.8	106.0	144.3	177.4	206.5	292.6	370.7	450.8	544.8	60	14	4.29
97.4	116.5	154.6	187.7	216.7	302.8	380.8	460.9	554.9	44	10	4.40
73.3	92.9	131.5	164.8	194.0	280.3	358.5	438.6	532.6	80	18	4.44
79.0	98.4	136.8	170.1	199.2	285.4	363.6	443.6	537.7	72	16	4.50



CENTRE DISTANCE TABLES 2MGT

Speed ratio	Number of grooves		Theoretical centre distance in mm								
			Belt length code designation in mm								
	DriveR	DriveN	100	130	140	152	164	180	202	210	240
4.50	20	90								44.3	60.9
4.57	14	64				33.1	39.8	48.4	59.9	64.0	79.4
4.67	12	56			33.0	39.5	45.8	54.2	65.5	69.6	84.8
4.67	24	112									
4.69	32	150									
4.80	10	48		33.8	39.1	45.4	51.6	59.8	71.0	75.0	90.2
4.86	28	136									
5.00	12	60			30.0	36.8	43.3	51.7	63.1	67.3	82.6
5.00	16	80							48.7	53.0	69.0
5.00	18	90								45.0	61.7
5.14	14	72					33.8	43.0	54.9	59.1	74.7
5.33	12	64				33.9	40.6	49.2	60.7	64.9	80.3
5.36	28	150									
5.60	10	56		28.1	33.8	40.3	46.7	55.0	66.4	70.5	85.7
5.60	20	112									
5.63	16	90							41.0	45.8	62.5
5.67	24	136									
5.71	14	80						36.8	49.5	53.8	69.8
6.00	10	60			30.8	37.6	44.1	52.6	64.0	68.1	83.5
6.00	12	72					34.6	43.8	55.7	59.9	75.6
6.22	18	112									
6.25	24	150									
6.40	10	64				34.6	41.4	50.0	61.6	65.7	81.2
6.43	14	90							41.8	46.6	63.3
6.67	12	80						37.6	50.3	54.7	70.7
6.80	20	136									
7.00	16	112									
7.20	10	72					35.3	44.6	56.5	60.8	76.4
7.50	12	90							42.5	47.3	64.1
7.50	20	150									
7.56	18	136									
8.00	10	80						38.3	51.1	55.5	71.5
8.00	14	112									
8.33	18	150									
8.50	16	136									
9.00	10	90							43.3	48.1	64.9
9.33	12	112									46.6
9.38	16	150									
9.71	14	136									
10.71	14	150									
11.20	10	112									47.4
11.33	12	136									
12.50	12	150									
13.60	10	136									
15.00	10	150									

3
2 mm

CENTRE DISTANCE TABLES 2MGT

Theoretical centre distance in mm									Number of grooves		Speed ratio
Belt length code designation in mm									DriveN	DriveR	
250	288	364	430	488	660	816	976	1164			
66.2	86.1	125.0	158.4	187.7	274.1	352.3	432.4	526.5	90	20	4.50
84.5	103.8	142.1	175.3	204.4	290.6	368.7	448.7	542.8	64	14	4.57
89.9	109.1	147.3	180.5	209.5	295.7	373.7	453.8	547.8	56	12	4.67
	70.3	110.4	144.3	173.7	260.5	338.8	419.1	513.2	112	24	4.67
		82.3	118.0	148.2	236.0	314.8	395.2	489.6	150	32	4.69
95.2	114.4	152.5	185.6	214.7	300.8	378.8	458.8	552.9	48	10	4.80
		93.6	128.4	158.3	245.6	324.2	404.5	498.8	136	28	4.86
87.7	106.9	145.2	178.3	207.4	293.6	371.7	451.7	545.8	60	12	5.00
74.2	93.8	132.4	165.7	194.9	281.3	359.4	439.5	533.6	80	16	5.00
67.0	87.0	125.9	159.3	188.6	275.0	353.3	433.4	527.5	90	18	5.00
79.9	99.3	137.8	171.0	200.1	286.4	364.5	444.6	538.7	72	14	5.14
85.4	104.7	143.0	176.2	205.3	291.5	369.6	449.7	543.7	64	12	5.33
		83.8	119.6	149.9	237.8	316.6	397.1	491.5	150	28	5.36
90.8	110.0	148.3	181.4	210.5	296.6	374.7	454.8	548.8	56	10	5.60
50.2	72.0	112.2	146.1	175.6	262.4	340.7	421.0	515.2	112	20	5.60
67.9	87.8	126.8	160.3	189.5	276.0	354.2	434.4	528.5	90	16	5.63
		95.2	130.1	160.0	247.4	326.0	406.4	500.7	136	24	5.67
75.0	94.7	133.3	166.7	195.9	282.2	360.4	440.5	534.6	80	14	5.71
88.6	107.8	146.1	179.3	208.4	294.6	372.7	452.7	546.8	60	10	6.00
80.7	100.2	138.7	171.9	201.1	287.4	365.5	445.6	539.7	72	12	6.00
50.9	72.8	113.0	146.9	176.5	263.3	341.7	421.9	516.1	112	18	6.22
		85.4	121.3	151.7	239.6	318.5	399.0	493.4	150	24	6.25
86.3	105.6	144.0	177.2	206.3	292.5	370.6	450.7	544.7	64	10	6.40
68.7	88.7	127.7	161.2	190.5	276.9	355.2	435.3	529.4	90	14	6.43
75.9	95.5	134.3	167.6	196.8	283.2	361.4	441.5	535.6	80	12	6.67
		96.9	131.8	161.8	249.3	327.9	408.3	502.6	136	20	6.80
51.7	73.6	113.9	147.8	177.4	264.2	342.6	422.9	517.1	112	16	7.00
81.6	101.1	139.6	172.9	202.0	288.3	366.5	446.6	540.6	72	10	7.20
69.5	89.5	128.6	162.1	191.4	277.9	356.1	436.3	530.4	90	12	7.50
		87.0	123.0	153.4	241.4	320.3	400.9	495.3	150	20	7.50
		97.7	132.6	162.6	250.2	328.9	409.3	503.6	136	18	7.56
76.7	96.4	135.2	168.5	197.7	284.1	362.3	442.4	536.5	80	10	8.00
52.4	74.4	114.7	148.7	178.3	265.2	343.6	423.9	518.1	112	14	8.00
		87.7	123.8	154.2	242.3	321.2	401.8	496.2	150	18	8.33
		98.5	133.5	163.5	251.1	329.8	410.2	504.6	136	16	8.50
70.3	90.4	129.5	163.0	192.3	278.8	357.1	437.3	531.4	90	10	9.00
53.1	75.2	115.6	149.6	179.2	266.1	344.5	424.8	519.0	112	12	9.33
		88.5	124.6	155.1	243.3	322.2	402.7	497.2	150	16	9.38
	54.5	99.3	134.3	164.4	252.0	330.7	411.2	505.5	136	14	9.71
		89.3	125.5	156.0	244.2	323.1	403.7	498.1	150	14	10.71
53.9	75.9	116.4	150.5	180.1	267.0	345.5	425.8	520.0	112	10	11.20
	55.2	100.1	135.2	165.3	252.9	331.6	412.1	506.5	136	12	11.33
		90.1	126.3	156.8	245.1	324.0	404.6	499.1	150	12	12.50
	55.9	100.9	136.0	166.1	253.8	332.6	413.1	507.4	136	10	13.60
		90.8	127.1	157.7	246.0	324.9	405.5	500.0	150	10	15.00



CENTRE DISTANCE TABLES 3M & 3MGT

Speed ratio	Number of grooves		Theoretical centre distance in mm									
	DriveR	DriveN	Belt length code designation in mm									
			120	*135	150	165	180	195	210	*240	*270	300
1.00	10	10	45.0	52.5	60.0	67.5	75.0	82.5	90.0	105.0	120.0	135.0
1.00	12	12	42.0	49.5	57.0	64.5	72.0	79.5	87.0	102.0	117.0	132.0
1.00	14	14	39.0	46.5	54.0	61.5	69.0	76.5	84.0	99.0	114.0	129.0
1.00	15	15	37.5	45.0	52.5	60.0	67.5	75.0	82.5	97.5	112.5	127.5
1.00	16	16	36.0	43.5	51.0	58.5	66.0	73.5	81.0	96.0	111.0	126.0
1.00	18	18	33.0	40.5	48.0	55.5	63.0	70.5	78.0	93.0	108.0	123.0
1.00	20	20	30.0	37.5	45.0	52.5	60.0	67.5	75.0	90.0	105.0	120.0
1.00	21	21	28.5	36.0	43.5	51.0	58.5	66.0	73.5	88.5	103.5	118.5
1.00	22	22	27.0	34.5	42.0	49.5	57.0	64.5	72.0	87.0	102.0	117.0
1.00	24	24		31.5	39.0	46.5	54.0	61.5	69.0	84.0	99.0	114.0
1.00	26	26			36.0	43.5	51.0	58.5	66.0	81.0	96.0	111.0
1.00	28	28			33.0	40.5	48.0	55.5	63.0	78.0	93.0	108.0
1.00	30	30				37.5	45.0	52.5	60.0	75.0	90.0	105.0
1.00	32	32					42.0	49.5	57.0	72.0	87.0	102.0
1.00	36	36						43.5	51.0	66.0	81.0	96.0
1.00	40	40							45.0	60.0	75.0	90.0
1.00	44	44								54.0	69.0	84.0
1.00	48	48									63.0	78.0
1.00	56	56										66.0
1.00	64	64										
1.00	72	72										
1.05	20	21	29.2	36.7	44.2	51.7	59.2	66.7	74.2	89.2	104.2	119.2
1.05	21	22	27.7	35.2	42.7	50.2	57.7	65.2	72.7	87.7	102.7	117.7
1.07	14	15	38.2	45.7	53.2	60.7	68.2	75.7	83.2	98.2	113.2	128.2
1.07	15	16	36.7	44.2	51.7	59.2	66.7	74.2	81.7	96.7	111.7	126.7
1.07	28	30				39.0	46.5	54.0	61.5	76.5	91.5	106.5
1.07	30	32				36.0	43.5	51.0	58.5	73.5	88.5	103.5
1.08	24	26		30.0	37.5	45.0	52.5	60.0	67.5	82.5	97.5	112.5
1.08	26	28			34.5	42.0	49.5	57.0	64.5	79.5	94.5	109.5
1.09	22	24		33.0	40.5	48.0	55.5	63.0	70.5	85.5	100.5	115.5
1.09	44	48								51.0	66.0	81.0
1.10	20	22	28.5	36.0	43.5	51.0	58.5	66.0	73.5	88.5	103.5	118.5
1.10	40	44								57.0	72.0	87.0
1.11	18	20	31.5	39.0	46.5	54.0	61.5	69.0	76.5	91.5	106.5	121.5
1.11	36	40							48.0	63.0	78.0	93.0
1.11	72	80										
1.13	16	18	34.5	42.0	49.5	57.0	64.5	72.0	79.5	94.5	109.5	124.5
1.13	32	36				39.0	46.5	54.0	61.5	76.5	91.5	106.5
1.13	64	72										
1.14	14	16	37.5	45.0	52.5	60.0	67.5	75.0	82.5	97.5	112.5	127.5
1.14	21	24	26.2	33.7	41.2	48.7	56.2	63.7	71.2	86.2	101.2	116.2
1.14	28	32				37.5	45.0	52.5	60.0	75.0	90.0	105.0
1.14	56	64										60.0
1.15	26	30			32.9	40.5	48.0	55.5	63.0	78.0	93.0	108.0
1.17	12	14	40.5	48.0	55.5	63.0	70.5	78.0	85.5	100.5	115.5	130.5
1.17	18	21	30.7	38.2	45.7	53.2	60.7	68.2	75.7	90.7	105.7	120.7
1.17	24	28			35.9	43.5	51.0	58.5	66.0	81.0	96.0	111.0
1.17	48	56									56.9	71.9
1.18	22	26		31.4	39.0	46.5	54.0	61.5	69.0	84.0	99.0	114.0

3
3 mm

CENTRE DISTANCE TABLES 3M & 3MGT

Theoretical centre distance in mm									Number of grooves		Speed ratio
Belt length code designation in mm									DriveN	DriveR	
* not available in 3M HTD®											
330	*360	*390	*450	480	*510	*540	570	600			
150.0	165.0	180.0	210.0	225.0	240.0	255.0	270.0	285.0	10	10	1.00
147.0	162.0	177.0	207.0	222.0	237.0	252.0	267.0	282.0	12	12	1.00
144.0	159.0	174.0	204.0	219.0	234.0	249.0	264.0	279.0	14	14	1.00
142.5	157.5	172.5	202.5	217.5	232.5	247.5	262.5	277.5	15	15	1.00
141.0	156.0	171.0	201.0	216.0	231.0	246.0	261.0	276.0	16	16	1.00
138.0	153.0	168.0	198.0	213.0	228.0	243.0	258.0	273.0	18	18	1.00
135.0	150.0	165.0	195.0	210.0	225.0	240.0	255.0	270.0	20	20	1.00
133.5	148.5	163.5	193.5	208.5	223.5	238.5	253.5	268.5	21	21	1.00
132.0	147.0	162.0	192.0	207.0	222.0	237.0	252.0	267.0	22	22	1.00
129.0	144.0	159.0	189.0	204.0	219.0	234.0	249.0	264.0	24	24	1.00
126.0	141.0	156.0	186.0	201.0	216.0	231.0	246.0	261.0	26	26	1.00
123.0	138.0	153.0	183.0	198.0	213.0	228.0	243.0	258.0	28	28	1.00
120.0	135.0	150.0	180.0	195.0	210.0	225.0	240.0	255.0	30	30	1.00
117.0	132.0	147.0	177.0	192.0	207.0	222.0	237.0	252.0	32	32	1.00
111.0	126.0	141.0	171.0	186.0	201.0	216.0	231.0	246.0	36	36	1.00
105.0	120.0	135.0	165.0	180.0	195.0	210.0	225.0	240.0	40	40	1.00
99.0	114.0	129.0	159.0	174.0	189.0	204.0	219.0	234.0	44	44	1.00
93.0	108.0	123.0	153.0	168.0	183.0	198.0	213.0	228.0	48	48	1.00
81.0	96.0	111.0	141.0	156.0	171.0	186.0	201.0	216.0	56	56	1.00
69.0	84.0	99.0	129.0	144.0	159.0	174.0	189.0	204.0	64	64	1.00
		87.0	117.0	132.0	147.0	162.0	177.0	192.0	72	72	1.00
134.2	149.2	164.2	194.2	209.2	224.2	239.2	254.2	269.2	21	20	1.05
132.7	147.7	162.7	192.7	207.7	222.7	237.7	252.7	267.7	22	21	1.05
143.2	158.2	173.2	203.2	218.2	233.2	248.2	263.2	278.2	15	14	1.07
141.7	156.7	171.7	201.7	216.7	231.7	246.7	261.7	276.7	16	15	1.07
121.5	136.5	151.5	181.5	196.5	211.5	226.5	241.5	256.5	30	28	1.07
118.5	133.5	148.5	178.5	193.5	208.5	223.5	238.5	253.5	32	30	1.07
127.5	142.5	157.5	187.5	202.5	217.5	232.5	247.5	262.5	26	24	1.08
124.5	139.5	154.5	184.5	199.5	214.5	229.5	244.5	259.5	28	26	1.08
130.5	145.5	160.5	190.5	205.5	220.5	235.5	250.5	265.5	24	22	1.09
96.0	111.0	126.0	156.0	171.0	186.0	201.0	216.0	231.0	48	44	1.09
133.5	148.5	163.5	193.5	208.5	223.5	238.5	253.5	268.5	22	20	1.10
102.0	117.0	132.0	162.0	177.0	192.0	207.0	222.0	237.0	44	40	1.10
136.5	151.5	166.5	196.5	211.5	226.5	241.5	256.5	271.5	20	18	1.11
108.0	123.0	138.0	168.0	183.0	198.0	213.0	228.0	243.0	40	36	1.11
		80.9	110.9	125.9	140.9	156.0	171.0	186.0	80	72	1.11
139.5	154.5	169.5	199.5	214.5	229.5	244.5	259.5	274.5	18	16	1.13
114.0	129.0	144.0	174.0	189.0	204.0	219.0	234.0	249.0	36	32	1.13
	77.9	92.9	122.9	137.9	153.0	168.0	183.0	198.0	72	64	1.13
142.5	157.5	172.5	202.5	217.5	232.5	247.5	262.5	277.5	16	14	1.14
131.2	146.2	161.2	191.2	206.2	221.2	236.2	251.2	266.2	24	21	1.14
120.0	135.0	150.0	180.0	195.0	210.0	225.0	240.0	255.0	32	28	1.14
74.9	89.9	104.9	134.9	150.0	165.0	180.0	195.0	210.0	64	56	1.14
123.0	138.0	153.0	183.0	198.0	213.0	228.0	243.0	258.0	30	26	1.15
145.5	160.5	175.5	205.5	220.5	235.5	250.5	265.5	280.5	14	12	1.17
135.7	150.7	165.7	195.7	210.7	225.7	240.7	255.7	270.7	21	18	1.17
126.0	141.0	156.0	186.0	201.0	216.0	231.0	246.0	261.0	28	24	1.17
86.9	101.9	116.9	147.0	162.0	177.0	192.0	207.0	222.0	56	48	1.17
129.0	144.0	159.0	189.0	204.0	219.0	234.0	249.0	264.0	26	22	1.18



CENTRE DISTANCE TABLES 3M & 3MGT

Speed ratio	Number of grooves		Theoretical centre distance in mm									
	DriveR	DriveN	Belt length code designation in mm									
			120	*135	150	165	180	195	210	*240	*270	300
1.20	10	12	43.5	51.0	58.5	66.0	73.5	81.0	88.5	103.5	118.5	133.5
1.20	15	18	35.2	42.7	50.2	57.7	65.2	72.7	80.2	95.2	110.2	125.2
1.20	20	24	27.0	34.4	42.0	49.5	57.0	64.5	72.0	87.0	102.0	117.0
1.20	30	36					40.4	47.9	55.4	70.4	85.5	100.5
1.20	40	48								53.9	68.9	83.9
1.22	18	22	29.9	37.5	45.0	52.5	60.0	67.5	75.0	90.0	105.0	120.0
1.22	36	44							44.8	59.9	74.9	89.9
1.23	26	32				38.9	46.4	53.9	61.4	76.4	91.5	106.5
1.24	21	26		32.2	39.7	47.2	54.7	62.2	69.7	84.7	99.7	114.7
1.25	12	15	39.7	47.2	54.7	62.2	69.7	77.2	84.7	99.7	114.7	129.7
1.25	16	20	32.9	40.5	48.0	55.5	63.0	70.5	78.0	93.0	108.0	123.0
1.25	24	30			34.4	41.9	49.4	56.9	64.4	79.4	94.5	109.5
1.25	32	40						43.3	50.9	65.9	80.9	95.9
1.25	64	80										
1.25	72	90										
1.27	22	28		30.0	37.4	44.9	52.4	59.9	67.4	82.5	97.5	112.5
1.29	14	18	35.9	43.5	51.0	58.5	66.0	73.5	81.0	96.0	111.0	126.0
1.29	28	36					41.8	49.4	56.9	71.9	86.9	101.9
1.29	56	72										
1.30	20	26		32.9	40.4	47.9	55.4	62.9	70.4	85.5	100.5	115.5
1.31	16	21	32.2	39.7	47.2	54.7	62.2	69.7	77.2	92.2	107.2	122.2
1.33	12	16	39.0	46.5	54.0	61.5	69.0	76.5	84.0	99.0	114.0	129.0
1.33	15	20	33.7	41.2	48.7	56.2	63.7	71.2	78.7	93.7	108.7	123.7
1.33	18	24	28.4	35.9	43.4	50.9	58.4	65.9	73.4	88.5	103.5	118.5
1.33	21	28		30.6	38.1	45.6	53.1	60.7	68.2	83.2	98.2	113.2
1.33	24	32			32.8	40.3	47.8	55.4	62.9	77.9	92.9	107.9
1.33	30	40						44.7	52.3	67.3	82.4	97.4
1.33	36	48								56.7	71.8	86.8
1.33	48	64										65.6
1.36	22	30			35.8	43.3	50.9	58.4	65.9	80.9	95.9	110.9
1.36	44	60									56.5	71.6
1.38	16	22	31.4	38.9	46.4	53.9	61.4	68.9	76.4	91.5	106.5	121.5
1.38	32	44							47.7	62.7	77.8	92.8
1.40	10	14	42.0	49.5	57.0	64.5	72.0	79.5	87.0	102.0	117.0	132.0
1.40	15	21	32.9	40.4	47.9	55.4	62.9	70.4	77.9	93.0	108.0	123.0
1.40	20	28		31.3	38.8	46.3	53.9	61.4	68.9	83.9	98.9	113.9
1.40	40	56									62.5	77.6
1.41	64	90										
1.43	14	20	34.4	41.9	49.4	56.9	64.4	71.9	79.4	94.5	109.5	124.5
1.43	21	30			36.5	44.0	51.6	59.1	66.6	81.6	96.7	111.7
1.43	28	40					38.6	46.1	53.7	68.8	83.8	98.8
1.43	56	80										
1.44	18	26	27.0	34.3	41.8	49.4	56.9	64.4	71.9	86.9	101.9	116.9
1.45	22	32			34.2	41.7	49.3	56.8	64.3	79.4	94.4	109.4
1.47	15	22	32.1	39.6	47.1	54.6	62.2	69.7	77.2	92.2	107.2	122.2
1.47	30	44						41.5	49.0	64.2	79.2	94.3
1.50	10	15	41.2	48.7	56.2	63.7	71.2	78.7	86.2	101.2	116.2	131.2
1.50	12	18	37.4	44.9	52.4	59.9	67.4	74.9	82.5	97.5	112.5	127.5
1.50	14	21	33.6	41.1	48.6	56.2	63.7	71.2	78.7	93.7	108.7	123.7

3
3 mm

CENTRE DISTANCE TABLES 3M & 3MGT

Theoretical centre distance in mm									Number of grooves		Speed ratio
Belt length code designation in mm									DriveN	DriveR	
* not available in 3M HTD®											
330	*360	*390	*450	480	*510	*540	570	600			
148.5	163.5	178.5	208.5	223.5	238.5	253.5	268.5	283.5	12	10	1.20
140.2	155.2	170.2	200.2	215.2	230.2	245.2	260.2	275.2	18	15	1.20
132.0	147.0	162.0	192.0	207.0	222.0	237.0	252.0	267.0	24	20	1.20
115.5	130.5	145.5	175.5	190.5	205.5	220.5	235.5	250.5	36	30	1.20
98.9	113.9	128.9	159.0	174.0	189.0	204.0	219.0	234.0	48	40	1.20
135.0	150.0	165.0	195.0	210.0	225.0	240.0	255.0	270.0	22	18	1.22
104.9	119.9	134.9	165.0	180.0	195.0	210.0	225.0	240.0	44	36	1.22
121.5	136.5	151.5	181.5	196.5	211.5	226.5	241.5	256.5	32	26	1.23
129.7	144.7	159.7	189.7	204.7	219.7	234.7	249.7	264.7	26	21	1.24
144.7	159.7	174.7	204.7	219.7	234.7	249.7	264.7	279.7	15	12	1.25
138.0	153.0	168.0	198.0	213.0	228.0	243.0	258.0	273.0	20	16	1.25
124.5	139.5	154.5	184.5	199.5	214.5	229.5	244.5	259.5	30	24	1.25
110.9	125.9	140.9	171.0	186.0	201.0	216.0	231.0	246.0	40	32	1.25
		86.7	116.7	131.8	146.8	161.8	176.8	191.8	80	64	1.25
			103.1	118.2	133.2	148.3	163.3	178.3	90	72	1.25
127.5	142.5	157.5	187.5	202.5	217.5	232.5	247.5	262.5	28	22	1.27
141.0	156.0	171.0	201.0	216.0	231.0	246.0	261.0	276.0	18	14	1.29
116.9	131.9	147.0	177.0	192.0	207.0	222.0	237.0	252.0	36	28	1.29
68.6	83.7	98.7	128.8	143.8	158.8	173.8	188.8	203.9	72	56	1.29
130.5	145.5	160.5	190.5	205.5	220.5	235.5	250.5	265.5	26	20	1.30
137.2	152.2	167.2	197.2	212.2	227.2	242.2	257.2	272.2	21	16	1.31
144.0	159.0	174.0	204.0	219.0	234.0	249.0	264.0	279.0	16	12	1.33
138.7	153.7	168.7	198.7	213.7	228.7	243.7	258.7	273.7	20	15	1.33
133.5	148.5	163.5	193.5	208.5	223.5	238.5	253.5	268.5	24	18	1.33
128.2	143.2	158.2	188.2	203.2	218.2	233.2	248.2	263.2	28	21	1.33
122.9	137.9	153.0	183.0	198.0	213.0	228.0	243.0	258.0	32	24	1.33
112.4	127.4	142.4	172.4	187.4	202.4	217.4	232.5	247.5	40	30	1.33
101.8	116.9	131.9	161.9	176.9	191.9	206.9	221.9	236.9	48	36	1.33
80.6	95.7	110.7	140.8	155.8	170.8	185.8	200.9	215.9	64	48	1.33
125.9	140.9	156.0	186.0	201.0	216.0	231.0	246.0	261.0	30	22	1.36
86.7	101.7	116.7	146.8	161.8	176.8	191.8	206.9	221.9	60	44	1.36
136.5	151.5	166.5	196.5	211.5	226.5	241.5	256.5	271.5	22	16	1.38
107.8	122.9	137.9	167.9	182.9	197.9	212.9	227.9	242.9	44	32	1.38
147.0	162.0	177.0	207.0	222.0	237.0	252.0	267.0	282.0	14	10	1.40
138.0	153.0	168.0	198.0	213.0	228.0	243.0	258.0	273.0	21	15	1.40
128.9	143.9	159.0	189.0	204.0	219.0	234.0	249.0	264.0	28	20	1.40
92.7	107.7	122.8	152.8	167.8	182.8	197.9	212.9	227.9	56	40	1.40
			108.8	123.9	138.9	154.0	169.0	184.1	90	64	1.41
139.5	154.5	169.5	199.5	214.5	229.5	244.5	259.5	274.5	20	14	1.43
126.7	141.7	156.7	186.7	201.7	216.7	231.7	246.7	261.7	30	21	1.43
113.9	128.9	143.9	173.9	188.9	203.9	218.9	233.9	248.9	40	28	1.43
	77.1	92.3	122.5	137.5	152.6	167.6	182.6	197.7	80	56	1.43
131.9	147.0	162.0	192.0	207.0	222.0	237.0	252.0	267.0	26	18	1.44
124.4	139.4	154.4	184.4	199.4	214.4	229.5	244.5	259.5	32	22	1.45
137.2	152.2	167.2	197.2	212.2	227.2	242.2	257.2	272.2	22	15	1.47
109.3	124.3	139.3	169.4	184.4	199.4	214.4	229.4	244.4	44	30	1.47
146.2	161.2	176.2	206.2	221.2	236.2	251.2	266.2	281.2	15	10	1.50
142.5	157.5	172.5	202.5	217.5	232.5	247.5	262.5	277.5	18	12	1.50
138.7	153.7	168.7	198.7	213.7	228.7	243.7	258.7	273.7	21	14	1.50



CENTRE DISTANCE TABLES 3M & 3MGT

Speed ratio	Number of grooves		Theoretical centre distance in mm									
	DriveR	DriveN	Belt length code designation in mm									
			120	*135	150	165	180	195	210	*240	*270	300
1.50	16	24	29.8	37.3	44.8	52.4	59.9	67.4	74.9	89.9	104.9	119.9
1.50	20	30		30.0	37.2	44.7	52.3	59.8	67.3	82.4	97.4	112.4
1.50	24	36				37.1	44.6	52.2	59.7	74.8	89.8	104.8
1.50	32	48							44.3	59.5	74.6	89.7
1.50	40	60									59.2	74.4
1.50	48	72										60.0
1.52	21	32			34.9	42.4	50.0	57.5	65.0	80.1	95.1	110.1
1.54	26	40					39.9	47.5	55.1	70.2	85.2	100.3
1.56	18	28		32.7	40.2	47.8	55.3	62.8	70.3	85.4	100.4	115.4
1.56	72	112										
1.57	14	22	32.8	40.3	47.8	55.4	62.9	70.4	77.9	92.9	107.9	122.9
1.57	28	44						42.8	50.4	65.6	80.6	95.7
1.60	10	16	40.4	47.9	55.4	62.9	70.4	77.9	85.5	100.5	115.5	130.5
1.60	15	24	30.4	38.0	45.5	53.1	60.6	68.1	75.6	90.6	105.7	120.7
1.60	20	32			35.5	43.1	50.7	58.2	65.8	80.8	95.8	110.9
1.60	30	48							45.7	60.9	76.0	91.1
1.60	40	64									55.8	71.1
1.61	56	90										
1.63	16	26	28.1	35.7	43.2	50.8	58.3	65.8	73.3	88.4	103.4	118.4
1.64	22	36				38.4	46.0	53.6	61.1	76.2	91.3	106.3
1.64	44	72										61.5
1.67	12	20	35.8	43.3	50.9	58.4	65.9	73.4	80.9	95.9	110.9	125.9
1.67	18	30		31.0	38.6	46.1	53.7	61.2	68.8	83.8	98.8	113.9
1.67	24	40				34.5	41.3	48.9	56.5	71.6	86.7	101.7
1.67	36	60									61.9	77.1
1.67	48	80										
1.69	26	44						44.2	51.8	66.9	82.0	97.1
1.71	14	24	31.1	38.7	46.3	53.8	61.3	68.8	76.4	91.4	106.4	121.4
1.71	21	36				39.1	46.7	54.3	61.8	76.9	92.0	107.0
1.71	28	48						40.5	47.0	62.3	77.4	92.5
1.73	15	26	28.8	36.4	43.9	51.5	59.0	66.5	74.1	89.1	104.1	119.1
1.73	26	45					36.7	43.3	50.9	66.1	81.2	96.3
1.75	12	21	35.0	42.5	50.1	57.6	65.1	72.6	80.1	95.2	110.2	125.2
1.75	16	28	27.0	34.0	41.6	49.2	56.7	64.2	71.8	86.8	101.8	116.9
1.75	32	56								52.8	68.0	83.2
1.75	64	112										
1.78	18	32		30.0	36.9	44.5	52.1	59.6	67.2	82.2	97.3	112.3
1.80	10	18	38.8	46.3	53.9	61.4	68.9	76.4	83.9	98.9	113.9	128.9
1.80	20	36			33.0	39.8	47.4	55.0	62.5	77.6	92.7	107.7
1.80	40	72										64.2
2.00	22	44					39.1	46.8	54.5	69.7	84.8	99.9
1.83	12	22	34.2	41.7	49.3	56.8	64.3	71.8	79.4	94.4	109.4	124.4
1.83	24	44					37.8	45.5	53.1	68.3	83.5	98.5
1.86	14	26	29.4	37.1	44.6	52.2	59.7	67.3	74.8	89.8	104.8	119.9
1.87	15	28	27.0	34.7	42.3	49.9	57.4	65.0	72.5	87.5	102.6	117.6
1.88	16	30		32.3	39.9	47.5	55.1	62.6	70.2	85.2	100.3	115.3
1.88	32	60								51.0	64.6	79.9
1.88	48	90										
1.89	72	136										



CENTRE DISTANCE TABLES 3M & 3MGT

Theoretical centre distance in mm									Number of grooves		Speed ratio
Belt length code designation in mm									DriveN	DriveR	
* not available in 3M HTD®											
330	*360	*390	*450	480	*510	*540	570	600			
134.9	150.0	165.0	195.0	210.0	225.0	240.0	255.0	270.0	24	16	1.50
127.4	142.4	157.4	187.4	202.4	217.4	232.5	247.5	262.5	30	20	1.50
119.9	134.9	149.9	179.9	194.9	209.9	224.9	239.9	254.9	36	24	1.50
104.7	119.8	134.8	164.8	179.8	194.9	209.9	224.9	239.9	48	32	1.50
89.5	104.6	119.6	149.7	164.7	179.7	194.8	209.8	224.8	60	40	1.50
74.1	89.3	104.4	134.5	149.6	164.6	179.6	194.7	209.7	72	48	1.50
125.1	140.2	155.2	185.2	200.2	215.2	230.2	245.2	260.2	32	21	1.52
115.3	130.3	145.3	175.4	190.4	205.4	220.4	235.4	250.4	40	26	1.54
130.4	145.4	160.4	190.4	205.4	220.4	235.5	250.5	265.5	28	18	1.56
				100.2	115.4	130.6	145.7	160.9	112	72	1.56
137.9	153.0	168.0	198.0	213.0	228.0	243.0	258.0	273.0	22	14	1.57
110.7	125.8	140.8	170.8	185.8	200.9	215.9	230.9	245.9	44	28	1.57
145.5	160.5	175.5	205.5	220.5	235.5	250.5	265.5	280.5	16	10	1.60
135.7	150.7	165.7	195.7	210.7	225.7	240.7	255.7	270.7	24	15	1.60
125.9	140.9	155.9	185.9	200.9	215.9	230.9	245.9	260.9	32	20	1.60
106.2	121.2	136.2	166.3	181.3	196.3	211.3	226.3	241.3	48	30	1.60
86.2	101.4	116.4	146.6	161.6	176.6	191.7	206.7	221.7	64	40	1.60
		83.9	114.3	129.5	144.6	159.7	174.7	189.8	90	56	1.61
133.4	148.4	163.4	193.4	208.4	223.4	238.5	253.5	268.5	26	16	1.63
121.3	136.3	151.4	181.4	196.4	211.4	226.4	241.4	256.4	36	22	1.64
76.8	92.0	107.2	137.3	152.4	167.5	182.5	197.5	212.6	72	44	1.64
140.9	156.0	171.0	201.0	216.0	231.0	246.0	261.0	276.0	20	12	1.67
128.9	143.9	158.9	188.9	203.9	218.9	233.9	248.9	263.9	30	18	1.67
116.7	131.8	146.8	176.8	191.8	206.9	221.9	236.9	251.9	40	24	1.67
92.3	107.4	122.5	152.6	167.6	182.6	197.7	212.7	227.7	60	36	1.67
67.3	82.6	97.8	128.1	143.2	158.3	173.3	188.4	203.4	80	48	1.67
112.2	127.2	142.2	172.3	187.3	202.3	217.3	232.3	247.4	44	26	1.69
136.4	151.4	166.4	196.4	211.4	226.4	241.5	256.5	271.5	24	14	1.71
122.0	137.1	152.1	182.1	197.1	212.1	227.1	242.1	257.2	36	21	1.71
107.6	122.6	137.7	167.7	182.8	197.8	212.8	227.8	242.8	48	28	1.71
134.1	149.2	164.2	194.2	209.2	224.2	239.2	254.2	269.2	26	15	1.73
111.4	126.4	141.5	171.5	186.5	201.5	216.6	231.6	246.6	45	26	1.73
140.2	155.2	170.2	200.2	215.2	230.2	245.2	260.2	275.2	21	12	1.75
131.9	146.9	161.9	191.9	206.9	221.9	236.9	251.9	266.9	28	16	1.75
98.3	113.4	128.5	158.6	173.6	188.7	203.7	218.7	233.7	56	32	1.75
			90.1	105.5	120.8	136.1	151.3	166.4	112	64	1.75
127.3	142.3	157.4	187.4	202.4	217.4	232.4	247.4	262.4	32	18	1.78
143.9	159.0	174.0	204.0	219.0	234.0	249.0	264.0	279.0	18	10	1.80
122.8	137.8	152.8	182.8	197.9	212.9	227.9	242.9	257.9	36	20	1.80
79.5	94.8	109.9	140.2	155.2	170.3	185.4	200.4	215.5	72	40	1.80
115.0	130.1	145.1	175.2	190.2	205.2	220.2	235.3	250.3	44	22	2.00
139.4	154.4	169.4	199.4	214.4	229.5	244.5	259.5	274.5	22	12	1.83
113.6	128.6	143.7	173.7	188.8	203.8	218.8	233.8	248.8	44	24	1.83
134.9	149.9	164.9	194.9	209.9	224.9	239.9	254.9	269.9	26	14	1.86
132.6	147.6	162.6	192.6	207.7	222.7	237.7	252.7	267.7	28	15	1.87
130.3	145.3	160.4	190.4	205.4	220.4	235.4	250.4	265.4	30	16	1.88
95.1	110.2	125.3	155.4	170.5	185.5	200.6	215.6	230.6	60	32	1.88
	73.8	89.2	119.8	135.0	150.2	165.3	180.4	195.5	90	48	1.88
						109.7	125.3	140.7	136	72	1.89



CENTRE DISTANCE TABLES 3M & 3MGT

Speed ratio	Number of grooves		Theoretical centre distance in mm									
	DriveR	DriveN	Belt length code designation in mm									
			120	*135	150	165	180	195	210	*240	*270	300
1.90	21	40				35.6	43.3	50.9	58.5	73.7	88.8	103.9
2.00	10	20	37.2	44.7	52.3	59.8	67.3	74.8	82.4	97.4	112.4	127.4
2.00	12	24	32.5	40.1	47.7	55.2	62.7	70.3	77.8	92.8	107.8	122.9
2.00	14	28	27.7	35.4	43.0	50.6	58.1	65.7	73.2	88.2	103.3	118.3
2.00	15	30		33.0	40.6	48.2	55.8	63.3	70.9	86.0	101.0	116.0
2.00	16	32		30.5	38.2	45.9	53.5	61.0	68.6	83.7	98.7	113.7
2.00	18	36			33.4	41.1	48.7	56.3	63.9	79.0	94.1	109.2
2.00	20	40				36.2	44.0	51.6	59.2	74.4	89.5	104.6
2.00	22	44					39.1	46.8	54.5	69.7	84.8	99.9
2.00	24	48						41.9	49.7	65.0	80.2	95.3
2.00	28	56								55.4	70.7	86.0
2.00	30	60								50.5	65.9	81.2
2.00	32	64									61.1	76.5
2.00	36	72										66.8
2.00	40	80										
2.00	56	112										
2.08	72	150										
2.10	10	21	36.4	43.9	51.5	59.0	66.5	74.1	81.6	96.6	111.6	126.6
2.10	21	44					39.7	47.5	55.2	70.4	85.5	100.7
2.13	15	32		31.2	38.9	46.5	54.1	61.7	69.3	84.4	99.4	114.5
2.13	64	136										
2.14	14	30		33.6	41.3	48.9	56.5	64.0	71.6	86.7	101.7	116.7
2.14	28	60								51.7	67.3	82.6
2.17	12	26	30.8	38.4	46.0	53.6	61.1	68.7	76.2	91.3	106.3	121.3
2.18	22	48						43.2	51.0	66.3	81.6	96.7
2.20	10	22	35.5	43.1	50.7	58.2	65.8	73.3	80.8	95.8	110.9	125.9
2.20	20	44					40.4	48.1	55.8	71.1	86.2	101.4
2.22	18	40				37.5	45.3	53.0	60.6	75.8	90.9	106.0
2.25	16	36			34.7	42.4	50.1	57.7	65.3	80.4	95.5	110.6
2.25	32	72										69.4
2.25	40	90										
2.29	14	32		31.8	39.6	47.2	54.8	62.4	70.0	85.1	100.1	115.2
2.29	21	48						43.8	51.6	67.0	82.2	97.4
2.29	28	64									63.7	79.1
2.31	26	60								53.0	68.6	83.9
2.33	12	28	29.0	36.7	44.3	51.9	59.5	67.1	74.6	89.7	104.7	119.8
2.33	24	56								58.0	73.4	88.7
2.33	48	112										
2.34	64	150										
2.40	10	24	33.8	41.5	49.0	56.6	64.2	71.7	79.2	94.3	109.3	124.3
2.40	15	36			35.3	43.1	50.8	58.4	66.0	81.1	96.2	111.3
2.40	20	48						44.5	52.3	67.7	82.9	98.1
2.40	30	72									54.8	70.6
2.43	56	136										
2.44	18	44					41.6	49.4	57.1	72.4	87.6	102.7
2.50	12	30	27.1	34.9	42.6	50.3	57.9	65.4	73.0	88.1	103.1	118.2
2.50	16	40				38.8	46.6	54.3	61.9	77.1	92.3	107.4
2.50	24	60								54.3	69.9	85.3
2.50	32	80										61.7



CENTRE DISTANCE TABLES 3M & 3MGT

Theoretical centre distance in mm									Number of grooves		Speed ratio
Belt length code designation in mm									DriveN	DriveR	
330	*360	*390	*450	480	*510	*540	570	600			
* not available in 3M HTD®											
118.9	133.9	149.0	179.0	194.0	209.1	224.1	239.1	254.1	40	21	1.90
142.4	157.4	172.4	202.4	217.4	232.5	247.5	262.5	277.5	20	10	2.00
137.9	152.9	167.9	197.9	212.9	227.9	242.9	257.9	272.9	24	12	2.00
133.3	148.3	163.4	193.4	208.4	223.4	238.4	253.4	268.4	28	14	2.00
131.1	146.1	161.1	191.1	206.1	221.1	236.1	251.1	266.2	30	15	2.00
128.8	143.8	158.8	188.8	203.9	218.9	233.9	248.9	263.9	32	16	2.00
124.2	139.2	154.3	184.3	199.3	214.3	229.3	244.3	259.4	36	18	2.00
119.6	134.7	149.7	179.7	194.8	209.8	224.8	239.8	254.8	40	20	2.00
115.0	130.1	145.1	175.2	190.2	205.2	220.2	235.3	250.3	44	22	2.00
110.4	125.5	140.5	170.6	185.6	200.7	215.7	230.7	245.7	48	24	2.00
101.1	116.2	131.3	161.4	176.5	191.5	206.6	221.6	236.6	56	28	2.00
96.4	111.6	126.7	156.8	171.9	187.0	202.0	217.0	232.1	60	30	2.00
91.7	106.9	122.0	152.2	167.3	182.4	197.4	212.5	227.5	64	32	2.00
82.2	97.5	112.7	143.0	158.1	173.1	188.2	203.3	218.3	72	36	2.00
72.5	87.9	103.2	133.6	148.8	163.9	179.0	194.1	209.1	80	40	2.00
			95.2	110.8	126.2	141.5	156.7	171.9	112	56	2.00
							112.3	128.0	150	72	2.08
141.7	156.7	171.7	201.7	216.7	231.7	246.7	261.7	276.7	21	10	2.10
115.7	130.8	145.8	175.9	190.9	206.0	221.0	236.0	251.0	44	21	2.10
129.5	144.5	159.5	189.6	204.6	219.6	234.6	249.6	264.6	32	15	2.13
						114.8	130.4	145.9	136	64	2.13
131.8	146.8	161.8	191.8	206.9	221.9	236.9	251.9	266.9	30	14	2.14
97.8	113.0	128.1	158.3	173.3	188.4	203.4	218.5	233.5	60	28	2.14
136.3	151.4	166.4	196.4	211.4	226.4	241.4	256.4	271.4	26	12	2.17
111.8	126.9	142.0	172.1	187.1	202.1	217.1	232.2	247.2	48	22	2.18
140.9	155.9	170.9	200.9	215.9	230.9	245.9	260.9	275.9	22	10	2.20
116.4	131.5	146.6	176.6	191.7	206.7	221.7	236.7	251.7	44	20	2.20
121.0	136.1	151.1	181.2	196.2	211.2	226.3	241.3	256.3	40	18	2.22
125.6	140.7	155.7	185.8	200.8	215.8	230.8	245.8	260.8	36	16	2.25
84.8	100.2	115.4	145.7	160.9	176.0	191.0	206.1	221.2	72	32	2.25
	78.9	94.5	125.2	140.5	155.7	170.8	186.0	201.1	90	40	2.25
130.2	145.2	160.3	190.3	205.3	220.3	235.3	250.4	265.4	32	14	2.29
112.5	127.6	142.7	172.8	187.8	202.8	217.9	232.9	247.9	48	21	2.29
94.4	109.6	124.8	155.0	170.1	185.2	200.3	215.3	230.4	64	28	2.29
99.2	114.3	129.5	159.7	174.7	189.8	204.9	219.9	234.9	60	26	2.31
134.8	149.8	164.8	194.9	209.9	224.9	239.9	254.9	269.9	28	12	2.33
103.9	119.0	134.1	164.3	179.3	194.4	209.4	224.5	239.5	56	24	2.33
			100.3	115.9	131.4	146.8	162.1	177.4	112	48	2.33
							117.2	133.1	150	64	2.34
139.3	154.4	169.4	199.4	214.4	229.4	244.4	259.4	274.4	24	10	2.40
126.4	141.4	156.4	186.5	201.5	216.5	231.5	246.5	261.6	36	15	2.40
113.2	128.3	143.4	173.5	188.5	203.6	218.6	233.6	248.6	48	20	2.40
86.2	101.5	116.8	147.1	162.3	177.4	192.5	207.5	222.6	72	30	2.40
					103.9	119.9	135.6	151.1	136	56	2.43
117.8	132.9	148.0	178.1	193.1	208.1	223.2	238.2	253.2	44	18	2.44
133.2	148.3	163.3	193.3	208.3	223.3	238.3	253.4	268.4	30	12	2.50
122.5	137.5	152.6	182.6	197.7	212.7	227.7	242.7	257.7	40	16	2.50
100.5	115.7	130.9	161.1	176.2	191.2	206.3	221.3	236.4	60	24	2.50
77.6	93.2	108.6	139.1	154.3	169.4	184.6	199.7	214.8	80	32	2.50



CENTRE DISTANCE TABLES 3M & 3MGT

Speed ratio	Number of grooves		Theoretical centre distance in mm									
	DriveR	DriveN	Belt length code designation in mm									
			* not available in 3M HTD®									
			120	*135	150	165	180	195	210	*240	*270	300
2.57	14	36			36.0	43.7	51.4	59.1	66.7	81.8	96.9	112.0
2.57	28	72									56.0	71.9
2.60	10	26	32.1	39.8	47.4	55.0	62.5	70.1	77.6	92.7	107.7	122.8
2.67	12	32		33.1	40.9	48.6	56.2	63.8	71.4	86.5	101.6	116.6
2.67	18	48					37.7	45.7	53.6	69.0	84.3	99.5
2.67	24	64								50.3	66.2	81.8
2.68	56	150										
2.73	22	60								55.5	71.2	86.6
2.75	16	44				34.9	42.9	50.7	58.5	73.8	89.0	104.1
2.77	26	72									57.2	73.2
2.80	10	28	30.3	38.0	45.7	53.3	60.9	68.5	76.0	91.1	106.2	121.2
2.80	20	56							44.6	60.5	76.0	91.4
2.80	40	112										
2.81	32	90										
2.83	48	136										
2.86	14	40			32.1	40.1	47.9	55.6	63.3	78.5	93.7	108.8
2.86	21	60								56.1	71.8	87.3
2.86	28	80										64.1
2.93	15	44				35.5	43.5	51.4	59.1	74.5	89.7	104.8
3.00	10	30		36.2	44.0	51.6	59.2	66.8	74.4	89.5	104.6	119.6
3.00	12	36		29.2	37.2	45.0	52.8	60.4	68.0	83.2	98.3	113.4
3.00	16	48					39.0	47.0	54.9	70.3	85.6	100.8
3.00	20	60								56.8	72.5	87.9
3.00	24	72									58.4	74.4
3.11	18	56							45.9	61.8	77.4	92.7
3.13	48	150										
3.14	14	44				36.1	44.2	52.0	59.8	75.1	90.4	105.5
3.20	10	32		34.4	42.2	49.9	57.5	65.2	72.7	87.9	103.0	118.0
3.20	15	48					39.6	47.6	55.5	71.0	86.3	101.5
3.20	20	64								52.8	68.8	84.4
3.21	28	90										
3.27	22	72									59.7	75.7
3.33	12	40			33.3	41.3	49.2	56.9	64.6	79.9	95.1	110.2
3.33	18	60								58.0	73.8	89.2
3.33	24	80										66.6
3.43	14	48					40.2	48.2	56.1	71.7	87.0	102.2
3.43	21	72									60.3	76.3
3.50	16	56							47.1	63.1	78.7	94.1
3.50	32	112										
3.56	18	64								54.0	70.0	85.7
3.60	10	36		30.4	38.5	46.3	54.1	61.7	69.4	84.6	99.7	114.8
3.60	20	72									60.9	77.0
3.67	12	44				37.3	45.4	53.3	61.1	76.5	91.7	106.9
3.75	16	60							42.7	59.2	75.0	90.6
3.75	24	90										
3.75	40	150										
4.00	10	40			34.5	42.6	50.5	58.2	65.9	81.2	96.4	111.6
4.00	12	48					41.4	49.5	57.4	73.0	88.3	103.6
4.00	14	56						39.8	48.3	64.3	80.0	95.4

3

3 mm

CENTRE DISTANCE TABLES 3M & 3MGT

Theoretical centre distance in mm									Number of grooves		Speed ratio
Belt length code designation in mm									DriveN	DriveR	
330	*360	*390	*450	480	*510	*540	570	600			
* not available in 3M HTD®											
127.1	142.1	157.1	187.2	202.2	217.2	232.3	247.3	262.3	36	14	2.57
87.5	102.8	118.1	148.5	163.6	178.8	193.9	208.9	224.0	72	28	2.57
137.8	152.8	167.8	197.9	212.9	227.9	242.9	257.9	272.9	26	10	2.60
131.7	146.7	161.7	191.8	206.8	221.8	236.8	251.8	266.8	32	12	2.67
114.6	129.7	144.8	174.9	190.0	205.0	220.0	235.1	250.1	48	18	2.67
97.1	112.4	127.6	157.8	172.9	188.0	203.1	218.2	233.2	64	24	2.67
						105.8	122.2	138.1	150	56	2.68
101.9	117.1	132.3	162.5	177.6	192.6	207.7	222.8	237.8	60	22	2.73
119.2	134.3	149.4	179.5	194.5	209.6	224.6	239.6	254.6	44	16	2.75
88.8	104.2	119.5	149.9	165.0	180.2	195.3	210.4	225.4	72	26	2.77
136.2	151.3	166.3	196.3	211.3	226.3	241.3	256.4	271.4	28	10	2.80
106.6	121.8	136.9	167.1	182.2	197.3	212.3	227.3	242.4	56	20	2.80
			105.3	121.1	136.7	152.1	167.5	182.8	112	40	2.80
67.8	83.9	99.6	130.6	145.9	161.1	176.3	191.5	206.6	90	32	2.81
					108.8	124.9	140.7	156.3	136	48	2.83
123.9	138.9	154.0	184.1	199.1	214.1	229.2	244.2	259.2	40	14	2.86
102.6	117.8	132.9	163.2	178.3	193.4	208.4	223.5	238.5	60	21	2.86
80.1	95.8	111.2	141.8	157.0	172.2	187.4	202.5	217.6	80	28	2.86
119.9	135.0	150.1	180.2	195.3	210.3	225.3	240.4	255.4	44	15	2.93
134.7	149.7	164.7	194.8	209.8	224.8	239.8	254.8	269.8	30	10	3.00
128.5	143.5	158.6	188.7	203.7	218.7	233.7	248.7	263.8	36	12	3.00
116.0	131.1	146.2	176.3	191.4	206.4	221.5	236.5	251.5	48	16	3.00
103.2	118.5	133.6	163.9	179.0	194.1	209.1	224.2	239.2	60	20	3.00
90.1	105.5	120.8	151.3	166.4	181.6	196.7	211.8	226.8	72	24	3.00
108.0	123.2	138.3	168.5	183.6	198.7	213.7	228.8	243.8	56	18	3.11
						110.6	127.0	143.1	150	48	3.13
120.6	135.7	150.8	180.9	196.0	211.0	226.0	241.1	256.1	44	14	3.14
133.1	148.1	163.2	193.2	208.2	223.3	238.3	253.3	268.3	32	10	3.20
116.7	131.8	146.9	177.0	192.1	207.2	222.2	237.2	252.3	48	15	3.20
99.8	115.1	130.3	160.6	175.7	190.8	205.9	221.0	236.1	64	20	3.20
70.2	86.4	102.2	133.2	148.5	163.8	179.0	194.2	209.4	90	28	3.21
91.4	106.8	122.2	152.6	167.8	182.9	198.1	213.2	228.3	72	22	3.27
125.3	140.4	155.4	185.5	200.6	215.6	230.6	245.6	260.7	40	12	3.33
104.6	119.8	135.0	165.3	180.4	195.5	210.5	225.6	240.7	60	18	3.33
82.6	98.3	113.8	144.5	159.8	175.0	190.1	205.3	220.4	80	24	3.33
117.4	132.5	147.6	177.8	192.8	207.9	222.9	237.9	253.0	48	14	3.43
92.0	107.5	122.8	153.3	168.5	183.6	198.8	213.9	229.0	72	21	3.43
109.3	124.5	139.7	169.9	185.0	200.1	215.2	230.2	245.3	56	16	3.50
		77.4	110.3	126.2	141.8	157.3	172.8	188.1	112	32	3.50
101.1	116.4	131.7	162.0	177.1	192.2	207.3	222.4	237.5	64	18	3.56
129.9	145.0	160.0	190.1	205.1	220.1	235.2	250.2	265.2	36	10	3.60
92.7	108.1	123.5	154.0	169.2	184.3	199.5	214.6	229.7	72	20	3.60
122.0	137.1	152.2	182.4	197.4	212.5	227.5	242.5	257.5	44	12	3.67
105.9	121.2	136.4	166.7	181.8	196.9	212.0	227.0	242.1	60	16	3.75
72.5	88.9	104.7	135.8	151.2	166.5	181.8	197.0	212.2	90	24	3.75
					98.1	115.3	131.9	148.1	150	40	3.75
126.7	141.8	156.8	187.0	202.0	217.0	232.1	247.1	262.1	40	10	4.00
118.8	133.9	149.0	179.2	194.2	209.3	224.3	239.4	254.4	48	12	4.00
110.7	125.9	141.1	171.3	186.4	201.5	216.6	231.6	246.7	56	14	4.00



CENTRE DISTANCE TABLES 3M & 3MGT

Speed ratio	Number of grooves		Theoretical centre distance in mm									
	DriveR	DriveN	Belt length code designation in mm									
			120	*135	150	165	180	195	210	*240	*270	300
4.00	15	60							43.3	59.9	75.7	91.2
4.00	16	64								55.2	71.3	87.0
4.00	18	72									62.1	78.2
4.00	20	80										69.0
4.00	28	112										
4.25	32	136										
4.29	14	60							43.9	60.5	76.3	91.9
4.40	10	44			38.5	46.6	54.6	62.4	77.8	93.1	108.3	
4.44	18	80									53.0	70.2
4.50	16	72									63.3	79.5
4.50	20	90										
4.57	14	64								56.4	72.5	88.3
4.67	12	56					41.0	49.5	65.6	81.3	96.7	
4.67	24	112										
4.69	32	150										
4.80	10	48			34.0	42.6	50.7	58.7	74.3	89.7	104.9	
4.86	28	136										
5.00	12	60						45.0	61.7	77.6	93.2	
5.00	16	80								54.1	71.4	
5.00	18	90										58.6
5.14	14	72							47.1	64.5	80.7	
5.33	12	64							57.6	73.8	89.5	
5.36	28	150										
5.60	10	56					42.1	50.7	66.9	82.6	98.0	
5.60	20	112										
5.63	16	90										59.7
5.67	24	136										
5.71	14	80								55.2	72.5	
6.00	10	60						46.2	62.9	78.9	94.5	
6.00	12	72							48.2	65.6	81.9	
6.22	18	112										
6.25	24	150										
6.40	10	64							58.7	75.0	90.8	
6.43	14	90										60.8
6.67	12	80								56.4	73.7	
6.80	20	136										
7.00	16	112										
7.20	10	72							49.3	66.8	83.2	
7.50	12	90										61.9
7.50	20	150										
7.56	18	136										
8.00	10	80								57.5	74.9	
8.00	14	112										
8.33	18	150										
8.50	16	136										
9.00	10	90										63.0
9.33	12	112										
9.38	16	150										
9.71	14	136										



CENTRE DISTANCE TABLES 3M & 3MGT

Theoretical centre distance in mm									Number of grooves		Speed ratio
Belt length code designation in mm									DriveN	DriveR	
* not available in 3M HTD®											
330	*360	*390	*450	480	*510	*540	570	600			
106.6	121.9	137.1	167.4	182.5	197.6	212.7	227.7	242.8	60	15	4.00
102.4	117.8	133.0	163.4	178.5	193.6	208.7	223.8	238.9	64	16	4.00
93.9	109.4	124.8	155.4	170.5	185.7	200.8	216.0	231.1	72	18	4.00
85.1	100.9	116.5	147.2	162.5	177.7	192.9	208.0	223.2	80	20	4.00
		79.7	112.8	128.7	144.4	159.9	175.4	190.8	112	28	4.00
				101.6	118.4	134.7	150.7	166.5	136	32	4.25
107.2	122.5	137.7	168.1	183.2	198.3	213.4	228.4	243.5	60	14	4.29
123.4	138.5	153.6	183.8	198.8	213.9	228.9	244.0	259.0	44	10	4.40
86.4	102.2	117.8	148.5	163.8	179.0	194.2	209.4	224.5	80	18	4.44
95.2	110.8	126.2	156.7	171.9	187.1	202.2	217.4	232.5	72	16	4.50
74.9	91.3	107.2	138.4	153.9	169.2	184.5	199.7	214.9	90	20	4.50
103.7	119.1	134.4	164.8	179.9	195.0	210.1	225.2	240.3	64	14	4.57
112.0	127.3	142.4	172.7	187.8	202.9	218.0	233.1	248.1	56	12	4.67
		82.0	115.3	131.2	147.0	162.5	178.0	193.4	112	24	4.67
					102.6	120.0	136.7	153.0	150	32	4.69
120.1	135.3	150.4	180.6	195.7	210.7	225.8	240.8	255.9	48	10	4.80
			86.0	103.9	120.8	137.2	153.2	169.1	136	28	4.86
108.6	123.9	139.1	169.4	184.6	199.7	214.8	229.9	244.9	60	12	5.00
87.6	103.5	119.1	149.9	165.2	180.4	195.6	210.8	225.9	80	16	5.00
76.1	92.5	108.5	139.7	155.2	170.5	185.8	201.1	216.3	90	18	5.00
96.5	112.1	127.5	158.1	173.3	188.5	203.6	218.7	233.9	72	14	5.14
105.1	120.4	135.7	166.1	181.3	196.4	211.5	226.6	241.7	64	12	5.33
					104.9	122.4	139.1	155.5	150	28	5.36
113.4	128.6	143.8	174.1	189.2	204.3	219.4	234.5	249.5	56	10	5.60
		84.3	117.7	133.7	149.5	165.1	180.6	196.1	112	20	5.60
77.3	93.8	109.8	141.1	156.5	171.9	187.2	202.4	217.6	90	16	5.63
			88.2	106.2	123.2	139.6	155.7	171.6	136	24	5.67
88.9	104.7	120.4	151.2	166.5	181.8	197.0	212.2	227.3	80	14	5.71
109.9	125.2	140.5	170.8	186.0	201.1	216.2	231.3	246.3	60	10	6.00
97.8	113.4	128.8	159.4	174.6	189.8	205.0	220.1	235.3	72	12	6.00
		85.4	118.9	135.0	150.8	166.4	181.9	197.4	112	18	6.22
					107.1	124.7	141.5	157.9	150	24	6.25
106.4	121.8	137.1	167.5	182.7	197.8	212.9	228.0	243.1	64	10	6.40
78.4	95.0	111.0	142.3	157.8	173.2	188.5	203.8	219.0	90	14	6.43
90.1	106.0	121.6	152.5	167.8	183.1	198.3	213.5	228.7	80	12	6.67
			90.4	108.5	125.6	142.1	158.2	174.1	136	20	6.80
	67.8	86.6	120.1	136.2	152.0	167.7	183.2	198.7	112	16	7.00
99.0	114.7	130.1	160.8	176.0	191.2	206.4	221.5	236.6	72	10	7.20
79.6	96.2	112.3	143.6	159.1	174.5	189.8	205.1	220.3	90	12	7.50
				90.1	109.4	127.0	143.9	160.3	150	20	7.50
			91.5	109.7	126.8	143.3	159.4	175.4	136	18	7.56
91.3	107.2	122.9	153.9	169.2	184.5	199.7	214.9	230.1	80	10	8.00
	68.9	87.7	121.4	137.5	153.3	169.0	184.5	200.0	112	14	8.00
				91.2	110.5	128.2	145.1	161.5	150	18	8.33
			92.6	110.8	127.9	144.5	160.7	176.6	136	16	8.50
80.8	97.4	113.5	144.9	160.4	175.8	191.2	206.5	221.7	90	10	9.00
	70.0	88.8	122.6	138.7	154.6	170.3	185.8	201.3	112	12	9.33
				92.3	111.6	129.3	146.3	162.8	150	16	9.38
			93.7	112.0	129.1	145.7	161.9	177.9	136	14	9.71



CENTRE DISTANCE TABLES 3M & 3MGT

Speed ratio	Number of grooves		Theoretical centre distance in mm									
	DriveR	DriveN	Belt length code designation in mm									
			120	*135	150	165	180	195	210	*240	*270	300
10.71	14	150										
11.20	10	112										
11.33	12	136										
12.50	12	150										
13.60	10	136										
15.00	10	150										

3

3 mm

CENTRE DISTANCE TABLES 3M & 3MGT

Theoretical centre distance in mm									Number of grooves		Speed ratio
Belt length code designation in mm									DriveN	DriveR	
* not available in 3M HTD®											
330	*360	*390	*450	480	*510	*540	570	600			
				93.3	112.7	130.5	147.5	164.0	150	14	10.71
	71.0	90.0	123.8	139.9	155.8	171.5	187.1	202.6	112	10	11.20
			94.8	113.1	130.3	146.9	163.1	179.1	136	12	11.33
			94.4	113.8	131.6	148.6	165.2		150	12	12.50
			95.9	114.3	131.5	148.1	164.4	180.4	136	10	13.60
			95.5	115.0	132.8	149.8	166.4		150	10	15.00

3

3 mm

CENTRE DISTANCE TABLES 5M & 5MGT

Speed ratio	Number of grooves		Theoretical centre distance in mm									
	DriveR	DriveN	Belt length code designation in mm									
			*200	225	*250	**270	300	325	350	400	450	500
1.00	12	12	70.0	82.5	95.0	105.0	120.0	132.5	145.0	170.0	195.0	220.0
1.00	14	14	65.0	77.5	90.0	100.0	115.0	127.5	140.0	165.0	190.0	215.0
1.00	15	15	62.5	75.0	87.5	97.5	112.5	125.0	137.5	162.5	187.5	212.5
1.00	16	16	60.0	72.5	85.0	95.0	110.0	122.5	135.0	160.0	185.0	210.0
1.00	18	18	55.0	67.5	80.0	90.0	105.0	117.5	130.0	155.0	180.0	205.0
1.00	20	20	50.0	62.5	75.0	85.0	100.0	112.5	125.0	150.0	175.0	200.0
1.00	21	21	47.5	60.0	72.5	82.5	97.5	110.0	122.5	147.5	172.5	197.5
1.00	22	22	45.0	57.5	70.0	80.0	95.0	107.5	120.0	145.0	170.0	195.0
1.00	24	24		52.5	65.0	75.0	90.0	102.5	115.0	140.0	165.0	190.0
1.00	26	26		47.5	60.0	70.0	85.0	97.5	110.0	135.0	160.0	185.0
1.00	28	28			55.0	65.0	80.0	92.5	105.0	130.0	155.0	180.0
1.00	30	30				60.0	75.0	87.5	100.0	125.0	150.0	175.0
1.00	32	32					70.0	82.5	95.0	120.0	145.0	170.0
1.00	36	36						72.5	85.0	110.0	135.0	160.0
1.00	40	40							75.0	100.0	125.0	150.0
1.00	44	44								90.0	115.0	140.0
1.00	48	48									105.0	130.0
1.00	56	56										110.0
1.00	64	64										
1.00	72	72										
1.05	20	21	48.7	61.2	73.7	83.7	98.7	111.2	123.7	148.7	173.7	198.7
1.05	21	22	46.2	58.7	71.2	81.2	96.2	108.7	121.2	146.2	171.2	196.2
1.07	14	15	63.7	76.2	88.7	98.7	113.7	126.2	138.7	163.7	188.7	213.7
1.07	15	16	61.2	73.7	86.2	96.2	111.2	123.7	136.2	161.2	186.2	211.2
1.07	28	30			52.5	62.5	77.5	90.0	102.5	127.5	152.5	177.5
1.07	30	32				57.5	72.5	85.0	97.5	122.5	147.5	172.5
1.08	24	26		50.0	62.5	72.5	87.5	100.0	112.5	137.5	162.5	187.5
1.08	26	28			57.5	67.5	82.5	95.0	107.5	132.5	157.5	182.5
1.09	22	24		55.0	67.5	77.5	92.5	105.0	117.5	142.5	167.5	192.5
1.09	44	48								84.9	110.0	135.0
1.10	20	22	47.5	60.0	72.5	82.5	97.5	110.0	122.5	147.5	172.5	197.5
1.10	40	44								94.9	120.0	145.0
1.11	18	20	52.5	65.0	77.5	87.5	102.5	115.0	127.5	152.5	177.5	202.5
1.11	36	40						67.4	79.9	105.0	130.0	155.0
1.11	72	80										
1.13	16	18	57.5	70.0	82.5	92.5	107.5	120.0	132.5	157.5	182.5	207.5
1.13	32	36					64.9	77.4	89.9	115.0	140.0	165.0
1.13	64	72										
1.14	14	16	62.5	75.0	87.5	97.5	112.5	125.0	137.5	162.5	187.5	212.5
1.14	21	24	43.7	56.2	68.7	78.7	93.7	106.2	118.7	143.7	168.7	193.7
1.14	28	32				59.9	74.9	87.4	99.9	125.0	150.0	175.0
1.14	56	64										
1.15	26	30			54.9	64.9	79.9	92.4	105.0	130.0	155.0	180.0
1.17	12	14	67.5	80.0	92.5	102.5	117.5	130.0	142.5	167.5	192.5	217.5
1.17	18	21	51.2	63.7	76.2	86.2	101.2	113.7	126.2	151.2	176.2	201.2
1.17	24	28		47.4	59.9	69.9	84.9	97.4	110.0	135.0	160.0	185.0
1.17	48	56									94.8	119.8
1.18	22	26		52.4	64.9	74.9	89.9	102.5	115.0	140.0	165.0	190.0
1.20	15	18	58.7	71.2	83.7	93.7	108.7	121.2	133.7	158.7	183.7	208.7

3
5 mm

CENTRE DISTANCE TABLES 5M & 5MGT

Theoretical centre distance in mm									Number of grooves		Speed ratio
Belt length code designation in mm									DriveN	DriveR	
* not available in 5M HTD®											
550	600	*650	700	750	800	900	950	*1000			
245.0	270.0	295.0	320.0	345.0	370.0	420.0	445.0	470.0	12	12	1.00
240.0	265.0	290.0	315.0	340.0	365.0	415.0	440.0	465.0	14	14	1.00
237.5	262.5	287.5	312.5	337.5	362.5	412.5	437.5	462.5	15	15	1.00
235.0	260.0	285.0	310.0	335.0	360.0	410.0	435.0	460.0	16	16	1.00
230.0	255.0	280.0	305.0	330.0	355.0	405.0	430.0	455.0	18	18	1.00
225.0	250.0	275.0	300.0	325.0	350.0	400.0	425.0	450.0	20	20	1.00
222.5	247.5	272.5	297.5	322.5	347.5	397.5	422.5	447.5	21	21	1.00
220.0	245.0	270.0	295.0	320.0	345.0	395.0	420.0	445.0	22	22	1.00
215.0	240.0	265.0	290.0	315.0	340.0	390.0	415.0	440.0	24	24	1.00
210.0	235.0	260.0	285.0	310.0	335.0	385.0	410.0	435.0	26	26	1.00
205.0	230.0	255.0	280.0	305.0	330.0	380.0	405.0	430.0	28	28	1.00
200.0	225.0	250.0	275.0	300.0	325.0	375.0	400.0	425.0	30	30	1.00
195.0	220.0	245.0	270.0	295.0	320.0	370.0	395.0	420.0	32	32	1.00
185.0	210.0	235.0	260.0	285.0	310.0	360.0	385.0	410.0	36	36	1.00
175.0	200.0	225.0	250.0	275.0	300.0	350.0	375.0	400.0	40	40	1.00
165.0	190.0	215.0	240.0	265.0	290.0	340.0	365.0	390.0	44	44	1.00
155.0	180.0	205.0	230.0	255.0	280.0	330.0	355.0	380.0	48	48	1.00
135.0	160.0	185.0	210.0	235.0	260.0	310.0	335.0	360.0	56	56	1.00
115.0	140.0	165.0	190.0	215.0	240.0	290.0	315.0	340.0	64	64	1.00
		145.0	170.0	195.0	220.0	270.0	295.0	320.0	72	72	1.00
223.7	248.7	273.7	298.7	323.7	348.7	398.7	423.7	448.7	21	20	1.05
221.2	246.2	271.2	296.2	321.2	346.2	396.2	421.2	446.2	22	21	1.05
238.7	263.7	288.7	313.7	338.7	363.7	413.7	438.7	463.7	15	14	1.07
236.2	261.2	286.2	311.2	336.2	361.2	411.2	436.2	461.2	16	15	1.07
202.5	227.5	252.5	277.5	302.5	327.5	377.5	402.5	427.5	30	28	1.07
197.5	222.5	247.5	272.5	297.5	322.5	372.5	397.5	422.5	32	30	1.07
212.5	237.5	262.5	287.5	312.5	337.5	387.5	412.5	437.5	26	24	1.08
207.5	232.5	257.5	282.5	307.5	332.5	382.5	407.5	432.5	28	26	1.08
217.5	242.5	267.5	292.5	317.5	342.5	392.5	417.5	442.5	24	22	1.09
160.0	185.0	210.0	235.0	260.0	285.0	335.0	360.0	385.0	48	44	1.09
222.5	247.5	272.5	297.5	322.5	347.5	397.5	422.5	447.5	22	20	1.10
170.0	195.0	220.0	245.0	270.0	295.0	345.0	370.0	395.0	44	40	1.10
227.5	252.5	277.5	302.5	327.5	352.5	402.5	427.5	452.5	20	18	1.11
180.0	205.0	230.0	255.0	280.0	305.0	355.0	380.0	405.0	40	36	1.11
		134.8	159.9	184.9	209.9	259.9	284.9	309.9	80	72	1.11
232.5	257.5	282.5	307.5	332.5	357.5	407.5	432.5	457.5	18	16	1.13
190.0	215.0	240.0	265.0	290.0	315.0	365.0	390.0	415.0	36	32	1.13
	129.8	154.9	179.9	204.9	229.9	279.9	304.9	329.9	72	64	1.13
237.5	262.5	287.5	312.5	337.5	362.5	412.5	437.5	462.5	16	14	1.14
218.7	243.7	268.7	293.7	318.7	343.7	393.7	418.7	443.7	24	21	1.14
200.0	225.0	250.0	275.0	300.0	325.0	375.0	400.0	425.0	32	28	1.14
124.8	149.9	174.9	199.9	224.9	249.9	299.9	324.9	349.9	64	56	1.14
205.0	230.0	255.0	280.0	305.0	330.0	380.0	405.0	430.0	30	26	1.15
242.5	267.5	292.5	317.5	342.5	367.5	417.5	442.5	467.5	14	12	1.17
226.2	251.2	276.2	301.2	326.2	351.2	401.2	426.2	451.2	21	18	1.17
210.0	235.0	260.0	285.0	310.0	335.0	385.0	410.0	435.0	28	24	1.17
144.9	169.9	194.9	219.9	244.9	269.9	319.9	344.9	369.9	56	48	1.17
215.0	240.0	265.0	290.0	315.0	340.0	390.0	415.0	440.0	26	22	1.18
233.7	258.7	283.7	308.7	333.7	358.7	408.7	433.7	458.7	18	15	1.20



CENTRE DISTANCE TABLES 5M & 5MGT

Speed ratio	Number of grooves		Theoretical centre distance in mm									
	DriveR	DriveN	Belt length code designation in mm									
			*200	225	*250	**270	300	325	350	400	450	500
1.20	20	24	44.9	57.4	69.9	79.9	94.9	107.5	120.0	145.0	170.0	195.0
1.20	30	36					67.3	79.9	92.4	117.4	142.4	167.4
1.20	40	48								89.8	114.8	139.9
1.22	18	22	49.9	62.4	74.9	84.9	99.9	112.5	125.0	150.0	175.0	200.0
1.22	36	44							74.7	99.8	124.8	149.9
1.23	26	32			52.3	62.3	77.4	89.9	102.4	127.4	152.4	177.4
1.24	21	26		53.6	66.1	76.1	91.2	103.7	116.2	141.2	166.2	191.2
1.25	12	15	66.2	78.7	91.2	101.2	116.2	128.7	141.2	166.2	191.2	216.2
1.25	16	20	54.9	67.4	79.9	89.9	105.0	117.5	130.0	155.0	180.0	205.0
1.25	24	30			57.3	67.3	82.4	94.9	107.4	132.4	157.4	182.4
1.25	32	40						72.2	84.8	109.8	134.8	159.9
1.25	64	80										
1.25	72	90										
1.27	22	28		49.8	62.3	72.3	87.4	99.9	112.4	137.4	162.4	187.4
1.27	44	56									99.5	124.6
1.29	14	18	59.9	72.4	84.9	94.9	110.0	122.5	135.0	160.0	185.0	210.0
1.29	28	36					69.7	82.3	94.8	119.8	144.9	169.9
1.30	20	26		54.8	67.3	77.4	92.4	104.9	117.4	142.4	167.4	192.4
1.31	16	21	53.6	66.1	78.6	88.7	103.7	116.2	128.7	153.7	178.7	203.7
1.33	12	16	64.9	77.4	89.9	99.9	115.0	127.5	140.0	165.0	190.0	215.0
1.33	15	20	56.1	68.6	81.2	91.2	106.2	118.7	131.2	156.2	181.2	206.2
1.33	18	24	47.3	59.8	72.3	82.4	97.4	109.9	122.4	147.4	172.4	197.4
1.33	21	28		50.9	63.5	73.5	88.6	101.1	113.6	138.6	163.7	188.7
1.33	24	32			54.6	64.7	79.7	92.3	104.8	129.8	154.9	179.9
1.33	30	40					62.0	74.6	87.1	112.2	137.3	162.3
1.33	36	48								94.5	119.6	144.7
1.33	48	64										109.3
1.36	22	30			59.7	69.7	84.8	97.3	109.8	134.8	159.9	184.9
1.38	16	22	52.3	64.8	77.4	87.4	102.4	114.9	127.4	152.4	177.4	202.4
1.38	26	36				56.9	72.1	84.6	97.2	122.2	147.3	172.3
1.38	32	44						66.8	79.4	104.6	129.6	154.7
1.40	15	21	54.8	67.3	79.9	89.9	104.9	117.4	129.9	154.9	179.9	204.9
1.40	20	28		52.1	64.7	74.7	89.8	102.3	114.8	139.9	164.9	189.9
1.40	40	56									104.2	129.4
1.41	64	90										
1.43	14	20	57.3	69.8	82.4	92.4	107.4	119.9	132.4	157.4	182.4	207.4
1.43	21	30		48.2	60.8	70.9	86.0	98.5	111.0	136.1	161.1	186.1
1.43	28	40					64.3	76.9	89.5	114.6	139.7	164.7
1.43	56	80										
1.44	18	26	44.5	57.1	69.7	79.7	94.8	107.3	119.8	144.9	169.9	194.9
1.45	22	32			56.9	67.0	82.1	94.7	107.2	132.3	157.3	182.3
1.45	44	64										113.9
1.47	15	22	53.5	66.0	78.6	88.6	103.6	116.1	128.6	153.6	178.7	203.7
1.47	30	44						69.1	81.7	106.9	132.0	157.1
1.50	12	18	62.3	74.8	87.4	97.4	112.4	124.9	137.4	162.4	187.4	212.4
1.50	14	21	56.0	68.5	81.1	91.1	106.1	118.6	131.1	156.2	181.2	206.2
1.50	16	24	49.6	62.2	74.7	84.8	99.8	112.3	124.8	149.9	174.9	199.9
1.50	20	30		49.4	62.0	72.1	87.1	99.7	112.2	137.3	162.3	187.3
1.50	24	36				59.2	74.4	87.0	99.5	124.6	149.7	174.7

3

5 mm

CENTRE DISTANCE TABLES 5M & 5MGT

Theoretical centre distance in mm									Number of grooves		Speed ratio
Belt length code designation in mm									DriveN	DriveR	
* not available in 5M HTD®											
550	600	*650	700	750	800	900	950	*1000			
220.0	245.0	270.0	295.0	320.0	345.0	395.0	420.0	445.0	24	20	1.20
192.4	217.4	242.5	267.5	292.5	317.5	367.5	392.5	417.5	36	30	1.20
164.9	189.9	214.9	239.9	264.9	289.9	339.9	364.9	389.9	48	40	1.20
225.0	250.0	275.0	300.0	325.0	350.0	400.0	425.0	450.0	22	18	1.22
174.9	199.9	224.9	249.9	274.9	299.9	349.9	374.9	399.9	44	36	1.22
202.4	227.4	252.5	277.5	302.5	327.5	377.5	402.5	427.5	32	26	1.23
216.2	241.2	266.2	291.2	316.2	341.2	391.2	416.2	441.2	26	21	1.24
241.2	266.2	291.2	316.2	341.2	366.2	416.2	441.2	466.2	15	12	1.25
230.0	255.0	280.0	305.0	330.0	355.0	405.0	430.0	455.0	20	16	1.25
207.4	232.5	257.5	282.5	307.5	332.5	382.5	407.5	432.5	30	24	1.25
184.9	209.9	234.9	259.9	284.9	309.9	359.9	384.9	410.0	40	32	1.25
		144.4	169.5	194.6	219.6	269.7	294.7	319.7	80	64	1.25
			146.8	171.9	197.0	247.1	272.1	297.2	90	72	1.25
212.4	237.5	262.5	287.5	312.5	337.5	387.5	412.5	437.5	28	22	1.27
149.7	174.7	199.8	224.8	249.8	274.8	324.9	349.9	374.9	56	44	1.27
235.0	260.0	285.0	310.0	335.0	360.0	410.0	435.0	460.0	18	14	1.29
194.9	219.9	244.9	269.9	294.9	319.9	369.9	394.9	420.0	36	28	1.29
217.4	242.5	267.5	292.5	317.5	342.5	392.5	417.5	442.5	26	20	1.30
228.7	253.7	278.7	303.7	328.7	353.7	403.7	428.7	453.7	21	16	1.31
240.0	265.0	290.0	315.0	340.0	365.0	415.0	440.0	465.0	16	12	1.33
231.2	256.2	281.2	306.2	331.2	356.2	406.2	431.2	456.2	20	15	1.33
222.4	247.5	272.5	297.5	322.5	347.5	397.5	422.5	447.5	24	18	1.33
213.7	238.7	263.7	288.7	313.7	338.7	388.7	413.7	438.7	28	21	1.33
204.9	229.9	254.9	279.9	304.9	329.9	379.9	404.9	430.0	32	24	1.33
187.3	212.4	237.4	262.4	287.4	312.4	362.4	387.4	412.4	40	30	1.33
169.7	194.8	219.8	244.8	269.8	294.8	344.9	369.9	394.9	48	36	1.33
134.4	159.5	184.6	209.6	234.7	259.7	309.7	334.8	359.8	64	48	1.33
209.9	234.9	259.9	284.9	309.9	334.9	384.9	410.0	435.0	30	22	1.36
227.4	252.5	277.5	302.5	327.5	352.5	402.5	427.5	452.5	22	16	1.38
197.3	222.4	247.4	272.4	297.4	322.4	372.4	397.4	422.4	36	26	1.38
179.7	204.8	229.8	254.8	279.8	304.9	354.9	379.9	404.9	44	32	1.38
230.0	255.0	280.0	305.0	330.0	355.0	405.0	430.0	455.0	21	15	1.40
214.9	239.9	264.9	289.9	314.9	339.9	389.9	415.0	440.0	28	20	1.40
154.5	179.5	204.6	229.6	254.7	279.7	329.8	354.8	379.8	56	40	1.40
		130.9	156.1	181.3	206.5	256.7	281.7	306.8	90	64	1.41
232.5	257.5	282.5	307.5	332.5	357.5	407.5	432.5	457.5	20	14	1.43
211.1	236.1	261.2	286.2	311.2	336.2	386.2	411.2	436.2	30	21	1.43
189.8	214.8	239.8	264.8	289.8	314.9	364.9	389.9	414.9	40	28	1.43
		128.6	153.8	179.0	204.1	229.2	279.3	304.4	80	56	1.43
219.9	244.9	269.9	294.9	319.9	344.9	394.9	420.0	445.0	26	18	1.44
207.3	232.4	257.4	282.4	307.4	332.4	382.4	407.4	432.4	32	22	1.45
139.1	164.2	189.3	214.4	239.5	264.5	314.6	339.6	364.7	64	44	1.45
228.7	253.7	278.7	303.7	328.7	353.7	403.7	428.7	453.7	22	15	1.47
182.2	207.2	232.2	257.3	282.3	307.3	357.3	382.3	407.3	44	30	1.47
237.5	262.5	287.5	312.5	337.5	362.5	412.5	437.5	462.5	18	12	1.50
231.2	256.2	281.2	306.2	331.2	356.2	406.2	431.2	456.2	21	14	1.50
224.9	249.9	274.9	299.9	324.9	349.9	399.9	425.0	450.0	24	16	1.50
212.4	237.4	262.4	287.4	312.4	337.4	387.4	412.4	437.4	30	20	1.50
199.8	224.8	249.8	274.8	299.8	324.9	374.9	399.9	424.9	36	24	1.50



CENTRE DISTANCE TABLES 5M & 5MGT

Speed ratio	Number of grooves		Theoretical centre distance in mm										
	DriveR	DriveN	Belt length code designation in mm										
			*200	225	*250	**270	300	325	350	400	450	500	
1.50	32	48								73.9	99.2	124.3	149.5
1.50	40	60										98.7	124.0
1.50	48	72											
1.52	21	32			58.1	68.2	83.3	95.9	108.4	133.5	158.5	183.5	
1.54	26	40					66.6	79.2	91.8	117.0	142.1	167.1	
1.56	18	28		54.4	67.0	77.1	92.2	104.7	117.2	142.3	167.3	192.3	
1.56	36	56								83.5	108.8	134.1	
1.56	72	112											
1.57	14	22	54.6	67.2	79.7	89.8	104.8	117.3	129.8	154.9	179.9	204.9	
1.57	28	44						71.4	84.0	109.3	134.4	159.5	
1.60	15	24	50.7	63.3	75.9	86.0	101.0	113.5	126.0	151.1	176.1	201.1	
1.60	20	32			59.2	69.3	84.5	97.0	109.6	134.7	159.7	184.8	
1.60	30	48							76.1	101.5	126.7	151.8	
1.60	40	64									93.0	118.5	
1.61	56	90											
1.63	16	26	46.8	59.5	72.1	82.1	97.2	109.7	122.2	147.3	172.3	197.3	
1.64	22	36				61.5	76.7	89.3	101.9	127.0	152.1	177.1	
1.64	44	72										102.6	
1.67	12	20	59.7	72.2	84.8	94.8	109.8	122.3	134.8	159.9	184.9	209.9	
1.67	18	30		51.6	64.3	74.4	89.5	102.1	114.6	139.7	164.7	189.8	
1.67	24	40					68.8	81.5	94.1	119.3	144.4	169.5	
1.67	36	60									103.2	128.6	
1.67	48	80											
1.69	26	44						73.6	86.3	111.6	136.7	161.9	
1.71	14	24	51.9	64.5	77.1	87.1	102.2	114.7	127.3	152.3	177.3	202.3	
1.71	21	36			52.4	62.6	77.8	90.5	103.1	128.2	153.3	178.4	
1.71	28	48							78.4	103.8	129.0	154.2	
1.73	15	26	47.9	60.6	73.2	83.3	98.4	110.9	123.4	148.5	173.5	198.6	
1.75	12	21	58.3	70.9	83.4	93.5	108.5	121.0	133.6	158.6	183.6	208.6	
1.75	16	28	44.0	56.7	69.3	79.4	94.5	107.1	119.6	144.7	169.7	194.8	
1.75	32	56								87.9	113.4	138.7	
1.75	64	112											
1.78	18	32		48.7	61.5	71.6	86.8	99.4	111.9	137.0	162.1	187.2	
1.78	36	64									97.4	123.0	
1.80	20	36			53.5	63.7	79.0	91.6	104.2	129.4	154.5	179.5	
1.80	40	72										107.0	
1.82	22	40				55.6	71.1	83.8	96.4	121.7	146.8	171.9	
1.82	44	80											
1.83	12	22	56.9	69.5	82.1	92.2	107.2	119.7	132.3	157.3	182.3	207.3	
1.83	24	44					63.0	75.8	88.6	113.9	139.1	164.2	
1.85	26	48						67.7	80.6	106.1	131.3	156.5	
1.86	14	26	49.1	61.8	74.4	84.5	99.5	112.1	124.6	149.7	174.7	199.8	
1.87	15	28	45.1	57.8	70.5	80.6	95.7	108.3	120.8	145.9	170.9	196.0	
1.88	16	30		53.8	66.6	76.7	91.8	104.4	117.0	142.1	167.1	192.2	
1.88	32	60								82.0	107.7	133.1	
1.88	48	90											
1.89	72	136											
1.90	21	40				56.7	72.2	84.9	97.6	122.8	148.0	173.1	
2.00	12	24	54.2	66.8	79.4	89.5	104.6	117.1	129.6	154.7	179.7	204.8	

3
5 mm

CENTRE DISTANCE TABLES 5M & 5MGT

Theoretical centre distance in mm									Number of grooves		Speed ratio
Belt length code designation in mm									DriveN	DriveR	
* not available in 5M HTD®											
550	600	*650	700	750	800	900	950	*1000			
174.5	199.6	224.6	249.7	274.7	299.7	349.8	374.8	399.8	48	32	1.50
149.2	174.3	199.4	224.4	249.5	274.5	324.6	349.6	374.7	60	40	1.50
123.5	148.8	174.0	199.1	224.2	249.3	299.4	324.4	349.5	72	48	1.50
208.6	233.6	258.6	283.6	308.6	333.6	383.7	408.7	433.7	32	21	1.52
192.2	217.2	242.2	267.3	292.3	317.3	367.3	392.3	417.4	40	26	1.54
217.4	242.4	267.4	292.4	317.4	342.4	392.4	417.4	442.4	28	18	1.56
159.2	184.3	209.4	234.5	259.5	284.6	334.6	359.6	384.7	56	36	1.56
					167.0	217.7	242.9	268.1	112	72	1.56
229.9	254.9	279.9	304.9	329.9	354.9	404.9	430.0	455.0	22	14	1.57
184.6	209.6	234.7	259.7	284.7	309.7	359.8	384.8	409.8	44	28	1.57
226.1	251.1	276.2	301.2	326.2	351.2	401.2	426.2	451.2	24	15	1.60
209.8	234.8	259.8	284.8	309.9	334.9	384.9	409.9	434.9	32	20	1.60
176.9	202.0	227.0	252.1	277.1	302.2	352.2	377.2	402.2	48	30	1.60
143.7	168.9	194.1	219.2	244.3	269.3	319.4	344.5	369.5	64	40	1.60
		139.9	165.3	190.6	215.8	266.1	291.2	316.3	90	56	1.61
222.4	247.4	272.4	297.4	322.4	347.4	397.4	422.4	447.4	26	16	1.63
202.2	227.2	252.3	277.3	302.3	327.3	377.3	402.3	427.4	36	22	1.64
128.1	153.4	178.6	203.8	228.9	254.0	304.2	329.2	354.3	72	44	1.64
234.9	259.9	284.9	309.9	334.9	359.9	410.0	435.0	460.0	20	12	1.67
214.8	239.8	264.8	289.8	314.9	339.9	389.9	414.9	439.9	30	18	1.67
194.6	219.6	244.7	269.7	294.7	319.7	369.8	394.8	419.8	40	24	1.67
153.8	179.0	204.1	229.2	254.3	279.3	329.4	354.5	379.5	60	36	1.67
112.1	137.6	163.0	188.3	213.5	238.6	288.9	314.0	339.0	80	48	1.67
187.0	212.0	237.1	262.1	287.1	312.2	362.2	387.2	412.3	44	26	1.69
227.4	252.4	277.4	302.4	327.4	352.4	402.4	427.4	452.4	24	14	1.71
203.4	228.4	253.5	278.5	303.5	328.5	378.6	403.6	428.6	36	21	1.71
179.3	204.4	229.4	254.5	279.5	304.6	354.6	379.7	404.7	48	28	1.71
223.6	248.6	273.6	298.6	323.6	348.6	398.7	423.7	448.7	26	15	1.73
233.6	258.7	283.7	308.7	333.7	358.7	408.7	433.7	458.7	21	12	1.75
219.8	244.8	269.8	294.8	319.9	344.9	394.9	419.9	444.9	28	16	1.75
163.9	189.0	214.1	239.2	264.3	289.4	339.5	364.5	389.5	56	32	1.75
				150.1	175.8	226.8	252.1	277.4	112	64	1.75
212.2	237.2	262.3	287.3	312.3	337.3	387.3	412.3	437.4	32	18	1.78
148.3	173.6	198.7	223.9	249.0	274.1	324.2	349.3	374.3	64	36	1.78
204.6	229.6	254.7	279.7	304.7	329.8	379.8	404.8	429.8	36	20	1.80
132.5	157.9	183.2	208.4	233.6	258.7	308.9	334.0	359.1	72	40	1.80
197.0	222.0	247.1	272.1	297.2	322.2	372.2	397.2	422.3	40	22	1.82
116.5	142.1	167.5	192.9	218.1	243.3	293.6	318.7	343.8	80	44	1.82
232.4	257.4	282.4	307.4	332.4	357.4	407.4	432.4	457.4	22	12	1.83
189.3	214.4	239.5	264.5	289.6	314.6	364.7	389.7	414.7	44	24	1.83
181.7	206.8	231.8	256.9	282.0	307.0	357.1	382.1	407.1	48	26	1.85
224.8	249.8	274.8	299.8	324.9	349.9	399.9	424.9	449.9	26	14	1.86
221.0	246.0	271.1	296.1	321.1	346.1	396.1	421.1	446.1	28	15	1.87
217.2	242.2	267.3	292.3	317.3	342.3	392.3	417.4	442.4	30	16	1.88
158.4	183.6	208.8	233.9	259.0	284.1	334.3	359.3	384.4	60	32	1.88
	122.9	148.7	174.3	199.7	225.0	275.5	300.6	325.8	90	48	1.88
						182.9	208.8	234.4	136	72	1.89
198.2	223.2	248.3	273.3	298.4	323.4	373.4	398.5	423.5	40	21	1.90
229.8	254.8	279.8	304.9	329.9	354.9	404.9	429.9	454.9	24	12	2.00



CENTRE DISTANCE TABLES 5M & 5MGT

3

5 mm

Speed ratio	Number of grooves		Theoretical centre distance in mm									
	DriveR	DriveN	Belt length code designation in mm									
			*200	225	*250	**270	300	325	350	400	450	500
2.00	14	28	46.1	58.9	71.6	81.7	96.9	109.4	122.0	147.1	172.1	197.2
2.00	15	30	42.0	54.9	67.7	77.8	93.0	105.6	118.1	143.3	168.3	193.4
2.00	16	32		50.9	63.7	73.9	89.1	101.7	114.3	139.4	164.5	189.6
2.00	18	36			55.6	65.9	81.2	93.9	106.5	131.7	156.8	181.9
2.00	20	40				57.8	73.3	86.0	98.7	124.0	149.2	174.3
2.00	22	44					65.1	78.0	90.8	116.2	141.4	166.6
2.00	24	48						69.9	82.8	108.3	133.6	158.9
2.00	28	56								92.3	117.9	143.3
2.00	30	60								84.1	109.9	135.4
2.00	32	64									101.8	127.4
2.00	36	72										111.3
2.00	40	80										
2.00	56	112										
2.05	44	90										
2.08	72	150										
2.10	21	44					66.2	79.1	91.9	117.3	142.6	167.8
2.13	15	32		52.0	64.8	75.0	90.2	102.9	115.5	140.6	165.7	190.8
2.13	64	136										
2.14	14	30	43.1	56.0	68.8	79.0	94.1	106.7	119.3	144.4	169.5	194.6
2.14	28	60								86.2	112.1	137.6
2.17	12	26	51.3	64.0	76.7	86.8	101.9	114.5	127.0	152.1	177.1	202.2
2.18	22	48						72.0	85.0	110.6	135.9	161.2
2.20	20	44					67.3	80.2	93.0	118.5	143.7	168.9
2.22	18	40				59.9	75.5	88.3	101.0	126.3	151.5	176.6
2.22	36	80										98.7
2.25	16	36			57.8	68.1	83.5	96.2	108.8	134.1	159.2	184.3
2.25	32	72									89.3	115.6
2.25	40	90										
2.29	14	32		53.1	65.9	76.1	91.4	104.0	116.6	141.8	166.9	192.0
2.29	21	48						73.1	86.1	111.7	137.1	162.3
2.29	28	64								79.8	106.1	131.9
2.31	26	60								88.3	114.3	139.9
2.33	12	28	48.3	61.2	73.9	84.0	99.2	111.8	124.3	149.5	174.5	199.6
2.33	48	112										
2.34	64	150										
2.40	15	36			58.9	69.2	84.6	97.3	110.0	135.2	160.4	185.5
2.40	20	48					60.9	74.1	87.1	112.8	138.2	163.5
2.40	30	72									91.3	117.7
2.43	56	136										
2.44	18	44					69.4	82.4	95.2	120.7	146.0	171.2
2.50	12	30	45.2	58.2	71.1	81.2	96.4	109.1	121.7	146.8	171.9	197.0
2.50	16	40			51.4	62.0	77.6	90.5	103.2	128.6	153.8	179.0
2.50	24	60								90.4	116.5	142.1
2.50	32	80										102.8
2.50	36	90										
2.55	44	112										
2.57	14	36		46.7	59.9	70.3	85.7	98.4	111.1	136.4	161.6	186.7
2.57	28	72									93.4	119.8
2.67	12	32	41.9	55.2	68.1	78.4	93.6	106.3	118.9	144.1	169.3	194.3

CENTRE DISTANCE TABLES 5M & 5MGT

Theoretical centre distance in mm									Number of grooves		Speed ratio
Belt length code designation in mm									DriveN	DriveR	
* not available in 5M HTD®											
550	600	*650	700	750	800	900	950	*1000			
222.2	247.2	272.3	297.3	322.3	347.3	397.3	422.4	447.4	28	14	2.00
218.4	243.5	268.5	293.5	318.5	343.5	393.6	418.6	443.6	30	15	2.00
214.6	239.7	264.7	289.7	314.7	339.8	389.8	414.8	439.8	32	16	2.00
207.0	232.1	257.1	282.1	307.2	332.2	382.2	407.2	432.3	36	18	2.00
199.4	224.4	249.5	274.5	299.6	324.6	374.7	399.7	424.7	40	20	2.00
191.7	216.8	241.9	266.9	292.0	317.0	367.1	392.1	417.1	44	22	2.00
184.0	209.1	234.2	259.3	284.4	309.4	359.5	384.5	409.6	48	24	2.00
168.5	193.7	218.9	244.0	269.1	294.2	344.3	369.3	394.4	56	28	2.00
160.7	186.0	211.1	236.3	261.4	286.5	336.7	361.7	386.8	60	30	2.00
152.9	178.2	203.4	228.6	253.7	278.8	329.0	354.1	379.1	64	32	2.00
137.0	162.5	187.8	213.1	238.3	263.4	313.7	338.8	363.9	72	36	2.00
120.8	146.5	172.0	197.4	222.7	248.0	298.3	323.4	348.5	80	40	2.00
				158.7	184.6	235.8	261.2	286.5	112	56	2.00
	127.2	153.1	178.7	204.2	229.6	280.1	305.3	330.5	90	44	2.05
						187.1	213.4	238.6	150	72	2.08
192.9	218.0	243.1	268.1	293.2	318.2	368.3	393.3	418.3	44	21	2.10
215.8	240.9	265.9	290.9	316.0	341.0	391.0	416.0	441.0	32	15	2.13
						191.4	217.4	243.2	136	64	2.13
219.6	244.7	269.7	294.7	319.7	344.8	394.8	419.8	444.8	30	14	2.14
163.0	188.3	213.5	238.6	263.8	288.9	339.0	364.1	389.2	60	28	2.14
227.2	252.3	277.3	302.3	327.3	352.3	402.3	427.4	452.4	26	12	2.17
186.4	211.5	236.6	261.7	286.8	311.8	361.9	386.9	412.0	48	22	2.18
194.1	219.2	244.3	269.3	294.4	319.4	369.5	394.5	419.6	44	20	2.20
201.7	226.8	251.9	276.9	302.0	327.0	377.1	402.1	427.1	40	18	2.22
125.1	150.9	176.5	202.0	227.3	252.6	303.0	328.1	353.3	80	36	2.22
209.4	234.5	259.5	284.6	309.6	334.6	384.7	409.7	434.7	36	16	2.25
141.4	167.0	192.4	217.7	242.9	268.1	318.4	343.5	368.6	72	32	2.25
	131.4	157.4	183.2	208.7	234.1	284.7	309.9	335.1	90	40	2.25
217.0	242.1	267.1	292.1	317.2	342.2	392.2	417.3	442.3	32	14	2.29
187.5	212.7	237.8	262.9	287.9	313.0	363.1	388.2	413.2	48	21	2.29
157.4	182.7	208.0	233.2	258.4	283.6	333.8	358.9	383.9	64	28	2.29
165.3	190.6	215.8	241.0	266.1	291.2	341.4	366.5	391.6	60	26	2.31
224.6	249.7	274.7	299.7	324.8	349.8	399.8	424.8	449.8	28	12	2.33
			140.7	167.2	193.2	244.7	270.2	295.6	112	48	2.33
							195.4	221.9	150	64	2.34
210.6	235.7	260.7	285.8	310.8	335.8	385.9	410.9	435.9	36	15	2.40
188.7	213.8	239.0	264.1	289.1	314.2	364.3	389.4	414.4	48	20	2.40
143.6	169.2	194.6	220.0	245.2	270.4	320.8	345.9	371.0	72	30	2.40
						199.8	226.0	251.9	136	56	2.43
196.4	221.5	246.6	271.7	296.8	321.8	371.9	397.0	422.0	44	18	2.44
222.0	247.1	272.1	297.2	322.2	347.2	397.2	422.3	447.3	30	12	2.50
204.1	229.2	254.3	279.3	304.4	329.4	379.5	404.5	429.6	40	16	2.50
167.5	192.9	218.1	243.3	268.5	293.6	343.8	368.9	394.0	60	24	2.50
129.3	155.3	181.0	206.5	231.8	257.2	307.6	332.8	358.0	80	32	2.50
108.9	135.6	161.8	187.6	213.2	238.6	289.3	314.6	339.8	90	36	2.50
			144.8	171.4	197.5	249.1	274.7	300.1	112	44	2.55
211.8	236.9	261.9	287.0	312.0	337.0	387.1	412.1	437.1	36	14	2.57
145.8	171.4	196.9	222.2	247.5	272.7	323.1	348.2	373.4	72	28	2.57
219.4	244.5	269.5	294.6	319.6	344.6	394.7	419.7	444.7	32	12	2.67



CENTRE DISTANCE TABLES 5M & 5MGT

Speed ratio	Number of grooves		Theoretical centre distance in mm									
	DriveR	DriveN	Belt length code designation in mm									
			*200	225	*250	**270	300	325	350	400	450	500
2.67	15	40			52.4	63.1	78.7	91.6	104.3	129.7	155.0	180.2
2.67	18	48					62.9	76.2	89.3	115.0	140.5	165.8
2.67	24	64								83.9	110.4	136.3
2.68	56	150										
2.73	22	60								92.5	118.6	144.3
2.75	16	44				55.5	71.5	84.5	97.4	123.0	148.3	173.6
2.77	26	72									95.4	122.0
2.80	20	56							74.4	100.9	126.7	152.3
2.80	40	112										
2.81	32	90										
2.83	48	136										
2.86	14	40			53.4	64.1	79.8	92.7	105.5	130.9	156.1	181.3
2.86	21	60								93.6	119.7	145.4
2.86	28	80										106.9
2.93	15	44				56.5	72.5	85.6	98.5	124.1	149.5	174.7
3.00	12	36		48.7	62.0	72.5	87.9	100.7	113.4	138.7	163.9	189.0
3.00	16	48					64.9	78.3	91.4	117.2	142.7	168.1
3.00	20	60								94.6	120.8	146.5
3.00	24	72									97.4	124.1
3.09	44	136										
3.11	18	56							76.4	103.0	128.9	154.5
3.11	36	112										
3.13	48	150										
3.14	14	44				57.5	73.6	86.7	99.6	125.2	150.6	175.9
3.20	15	48					65.9	79.4	92.5	118.3	143.8	169.2
3.20	20	64								87.9	114.6	140.6
3.21	28	90										
3.27	22	72									99.4	126.2
3.33	12	40			55.5	66.2	82.0	94.9	107.7	133.1	158.4	183.6
3.33	18	60								69.3	96.7	122.9
3.33	24	80										110.9
3.40	40	136										
3.41	44	150										
3.43	14	48					67.0	80.4	93.6	119.4	145.0	170.3
3.43	21	72									100.4	127.2
3.50	16	56						64.5	78.4	105.1	131.1	156.8
3.50	32	112										
3.56	18	64								89.9	116.7	142.8
3.60	20	72									101.4	128.3
3.67	12	44				59.5	75.7	88.8	101.8	127.4	152.9	178.2
3.75	16	60							71.2	98.7	125.1	150.9
3.75	24	90										
3.75	40	150										
3.78	36	136										
4.00	12	48					69.0	82.5	95.7	121.6	147.2	172.6
4.00	14	56						66.4	80.5	107.2	133.3	159.0
4.00	15	60							72.2	99.8	126.1	152.0
4.00	16	64								91.9	118.8	144.9
4.00	18	72									103.4	130.4

3
5 mm

CENTRE DISTANCE TABLES 5M & 5MGT

Theoretical centre distance in mm									Number of grooves		Speed ratio
Belt length code designation in mm									DriveN	DriveR	
* not available in 5M HTD®											
550	600	*650	700	750	800	900	950	*1000			
205.3	230.4	255.5	280.5	305.6	330.7	380.7	405.8	430.8	40	15	2.67
191.0	216.2	241.3	266.4	291.5	316.6	366.7	391.8	416.8	48	18	2.67
161.9	187.3	212.6	237.9	263.1	288.2	338.5	363.6	388.7	64	24	2.67
						176.4	203.6	230.2	150	56	2.68
169.8	195.2	220.4	245.6	270.8	296.0	346.2	371.3	396.3	60	22	2.73
198.7	223.9	249.0	274.1	299.2	324.2	374.3	399.4	424.4	44	16	2.75
147.9	173.6	199.1	224.5	249.8	275.1	325.4	350.6	375.7	72	26	2.77
177.7	203.0	228.2	253.4	278.5	303.6	353.8	378.9	404.0	56	20	2.80
			148.8	175.6	201.8	253.5	279.1	304.6	112	40	2.80
112.9	139.8	166.0	191.9	217.6	243.1	293.9	319.2	344.4	90	32	2.81
					153.8	208.1	234.5	260.5	136	48	2.83
206.5	231.6	256.7	281.7	306.8	331.9	381.9	407.0	432.0	40	14	2.86
170.9	196.3	221.6	246.8	272.0	297.1	347.4	372.5	397.5	60	21	2.86
133.5	159.6	185.4	210.9	236.4	261.7	312.3	337.5	362.6	80	28	2.86
199.9	225.1	250.2	275.3	300.4	325.4	375.5	400.6	425.6	44	15	2.93
214.1	239.2	264.3	289.4	314.4	339.5	389.5	414.6	439.6	36	12	3.00
193.3	218.5	243.7	268.8	293.9	319.0	369.1	394.2	419.2	48	16	3.00
172.0	197.4	222.7	248.0	273.1	298.3	348.5	373.6	398.7	60	20	3.00
150.1	175.8	201.4	226.8	252.1	277.4	327.8	352.9	378.1	72	24	3.00
					157.7	212.2	238.7	264.8	136	44	3.09
180.0	205.3	230.5	255.7	280.9	306.0	356.2	381.3	406.4	56	18	3.11
		125.1	152.9	179.7	206.1	257.9	283.5	309.1	112	36	3.11
						184.3	211.7	238.6	150	48	3.13
201.1	226.2	251.4	276.5	301.6	326.6	376.7	401.8	426.8	44	14	3.14
194.5	219.7	244.8	270.0	295.1	320.2	370.3	395.4	420.4	48	15	3.20
166.3	191.8	217.2	242.5	267.7	292.9	343.2	368.3	393.4	64	20	3.20
116.9	144.0	170.3	196.3	222.0	247.6	298.4	323.7	349.0	90	28	3.21
152.3	178.0	203.6	229.0	254.4	279.7	330.1	355.3	380.4	72	22	3.27
208.8	233.9	259.0	284.1	309.2	334.3	384.4	409.4	434.4	40	12	3.33
174.3	199.7	225.0	250.3	275.5	300.6	350.9	376.0	401.1	60	18	3.33
137.7	163.9	189.7	215.4	240.9	266.3	316.9	342.1	367.3	80	24	3.33
					161.6	216.4	242.9	269.1	136	40	3.40
						188.3	215.8	242.7	150	44	3.41
195.6	220.8	246.0	271.1	296.3	321.4	371.5	396.6	421.6	48	14	3.43
153.3	179.1	204.7	230.2	255.5	280.8	331.3	356.4	381.6	72	21	3.43
182.2	207.6	232.8	258.0	283.2	308.4	358.6	383.7	408.8	56	16	3.50
		128.9	156.9	183.9	210.3	262.2	287.9	313.5	112	32	3.50
168.5	194.0	219.4	244.8	270.0	295.2	345.6	370.7	395.8	64	18	3.56
154.4	180.2	205.8	231.3	256.7	282.0	332.4	357.6	382.8	72	20	3.60
203.4	228.6	253.7	278.8	303.9	329.0	379.1	404.2	429.2	44	12	3.67
176.5	202.0	227.3	252.6	277.8	303.0	353.3	378.4	403.5	60	16	3.75
120.9	148.1	174.5	200.6	226.4	252.0	302.9	328.3	353.6	90	24	3.75
						192.2	219.8	246.8	150	40	3.75
					165.5	220.5	247.1	273.3	136	36	3.78
197.9	223.2	248.3	273.5	298.6	323.7	373.9	399.0	424.0	48	12	4.00
184.5	209.8	235.1	260.4	285.5	310.7	361.0	386.1	411.1	56	14	4.00
177.6	203.1	228.4	253.7	278.9	304.1	354.4	379.6	404.7	60	15	4.00
170.7	196.3	221.7	247.0	272.3	297.5	347.9	373.0	398.2	64	16	4.00
156.6	182.4	208.0	233.5	258.9	284.2	334.7	359.9	385.1	72	18	4.00



CENTRE DISTANCE TABLES 5M & 5MGT

Speed ratio	Number of grooves		Theoretical centre distance in mm										
	DriveR	DriveN	Belt length code designation in mm										
			*200	225	*250	**270	300	325	350	400	450	500	
4.00	20	80										86.4	114.9
4.00	28	112											
4.17	36	150											
4.25	32	136											
4.29	14	60						73.1	100.8	127.2	153.1		
4.44	18	80								88.3	116.9		
4.50	16	72								76.6	105.4	132.4	
4.50	20	90										95.8	
4.57	14	64								93.9	120.9	147.1	
4.67	24	112											
4.69	32	150											
4.80	15	72								77.6	106.4	133.5	
4.86	28	136											
5.00	12	60						75.1	102.8	129.3	155.3		
5.00	16	80									90.2	118.9	
5.00	18	90										97.7	
5.14	14	72								78.5	107.4	134.5	
5.36	28	150											
5.60	20	112											
5.63	16	90											99.5
5.67	24	136											
5.71	14	80									92.1	120.9	
6.00	12	72								80.3	109.4	136.6	
6.22	18	112											
6.25	24	150											
6.43	14	90											101.4
6.80	20	136											
7.00	16	112											
7.50	20	150											
7.56	18	136											
8.00	14	112											
8.33	18	150											
8.50	16	136											
9.38	16	150											
9.71	14	136											
10.71	14	150											

3

5 mm

CENTRE DISTANCE TABLES 5M & 5MGT

Theoretical centre distance in mm									Number of grooves		Speed ratio
Belt length code designation in mm									DriveN	DriveR	
* not available in 5M HTD®											
550	600	*650	700	750	800	900	950	*1000			
141.9	168.2	194.1	219.8	245.3	270.8	321.4	346.7	371.9	80	20	4.00
		132.8	160.9	188.0	214.5	266.6	292.3	317.9	112	28	4.00
						196.1	223.9	250.9	150	36	4.17
					169.3	224.6	251.2	277.6	136	32	4.25
178.7	204.2	229.6	254.9	280.1	305.3	355.6	380.7	405.8	60	14	4.29
144.0	170.3	196.3	222.0	247.6	273.0	323.7	349.0	374.2	80	18	4.44
158.7	184.6	210.3	235.8	261.2	286.5	337.0	362.3	387.4	72	16	4.50
124.9	152.2	178.7	204.9	230.7	256.4	307.4	332.8	358.2	90	20	4.50
172.9	198.5	224.0	249.3	274.6	299.9	350.2	375.4	400.5	64	14	4.57
		136.6	164.9	192.1	218.7	270.9	296.7	322.4	112	24	4.67
						200.0	227.9	255.0	150	32	4.69
159.8	185.7	211.4	236.9	262.3	287.7	338.2	363.4	388.6	72	15	4.80
				143.4	173.2	228.6	255.4	281.8	136	28	4.86
181.0	206.5	231.8	257.2	282.4	307.6	358.0	383.1	408.2	60	12	5.00
146.0	172.4	198.4	224.2	249.8	275.3	326.0	351.3	376.6	80	16	5.00
126.8	154.2	180.8	207.0	232.9	258.6	309.7	335.1	360.4	90	18	5.00
160.8	186.8	212.5	238.0	263.4	288.8	339.4	364.6	389.8	72	14	5.14
						203.9	231.9	259.1	150	28	5.36
		140.4	168.9	196.2	222.9	275.2	301.1	326.8	112	20	5.60
128.8	156.3	182.9	209.2	235.1	260.8	311.9	337.3	362.7	90	16	5.63
				147.1	177.1	232.7	259.5	286.0	136	24	5.67
148.1	174.5	200.6	226.4	252.0	277.5	328.3	353.6	378.9	80	14	5.71
163.0	188.9	214.7	240.2	265.7	291.1	341.7	366.9	392.1	72	12	6.00
		111.2	142.4	170.8	198.2	224.9	277.4	303.2	112	18	6.22
						146.7	207.8	235.8	150	24	6.25
130.7	158.3	185.0	211.3	237.2	263.0	314.2	339.6	365.0	90	14	6.43
				150.7	180.9	236.8	263.7	290.2	136	20	6.80
		113.0	144.3	172.8	200.2	227.0	279.5	305.4	112	16	7.00
						150.2	211.7	239.8	150	20	7.50
				152.6	182.8	238.8	265.7	292.3	136	18	7.56
	114.8	146.2	174.8	202.3	229.1	281.6	307.6	333.3	112	14	8.00
						152.0	213.6	241.8	150	18	8.33
				154.4	184.7	240.8	267.8	294.4	136	16	8.50
						153.8	215.5	243.8	150	16	9.38
				156.2	186.6	242.8	269.8	296.5	136	14	9.71
						155.6	217.5	245.8	150	14	10.71



5 mm

CENTRE DISTANCE TABLES 8M & 8MGT

Speed ratio	Number of grooves		Theoretical centre distance in mm									
	DriveR	DriveN	Belt length code designation in mm									
			480	560	600	640	720	800	880	960	1040	1120
1.00	22	22	152.0	192.0	212.0	232.0	272.0	312.0	352.0	392.0	432.0	472.0
1.00	24	24	144.0	184.0	204.0	224.0	264.0	304.0	344.0	384.0	424.0	464.0
1.00	26	26	136.0	176.0	196.0	216.0	256.0	296.0	336.0	376.0	416.0	456.0
1.00	28	28	128.0	168.0	188.0	208.0	248.0	288.0	328.0	368.0	408.0	448.0
1.00	30	30	120.0	160.0	180.0	200.0	240.0	280.0	320.0	360.0	400.0	440.0
1.00	32	32	112.0	152.0	172.0	192.0	232.0	272.0	312.0	352.0	392.0	432.0
1.00	36	36		136.0	156.0	176.0	216.0	256.0	296.0	336.0	376.0	416.0
1.00	40	40		120.0	140.0	160.0	200.0	240.0	280.0	320.0	360.0	400.0
1.00	44	44				144.0	184.0	224.0	264.0	304.0	344.0	384.0
1.00	48	48					168.0	208.0	248.0	288.0	328.0	368.0
1.00	56	56						176.0	216.0	256.0	296.0	336.0
1.00	64	64							184.0	224.0	264.0	304.0
1.05	38	40		124.0	144.0	164.0	204.0	244.0	284.0	324.0	364.0	404.0
1.06	32	34	108.0	148.0	168.0	188.0	228.0	268.0	308.0	348.0	388.0	428.0
1.06	34	36		140.0	160.0	180.0	220.0	260.0	300.0	340.0	380.0	420.0
1.06	36	38		132.0	152.0	172.0	212.0	252.0	292.0	332.0	372.0	412.0
1.07	28	30	124.0	164.0	184.0	204.0	244.0	284.0	324.0	364.0	404.0	444.0
1.08	24	26	140.0	180.0	200.0	220.0	260.0	300.0	340.0	380.0	420.0	460.0
1.08	26	28	132.0	172.0	192.0	212.0	252.0	292.0	332.0	372.0	412.0	452.0
1.09	22	24	148.0	188.0	208.0	228.0	268.0	308.0	348.0	388.0	428.0	468.0
1.10	40	44			131.9	151.9	191.9	231.9	272.0	312.0	352.0	392.0
1.11	36	40		127.9	147.9	167.9	207.9	247.9	288.0	328.0	368.0	408.0
1.12	34	38		135.9	155.9	175.9	215.9	255.9	296.0	336.0	376.0	416.0
1.13	30	34	111.9	151.9	171.9	191.9	231.9	272.0	312.0	352.0	392.0	432.0
1.13	64	72								207.8	247.8	287.8
1.13	32	36	103.9	143.9	163.9	183.9	223.9	264.0	304.0	344.0	384.0	424.0
1.14	28	32	119.9	159.9	179.9	199.9	239.9	280.0	320.0	360.0	400.0	440.0
1.14	56	64							199.7	239.8	279.8	319.8
1.15	26	30	127.9	167.9	187.9	207.9	247.9	288.0	328.0	368.0	408.0	448.0
1.16	38	44			135.8	155.8	195.9	235.9	275.9	315.9	355.9	395.9
1.17	24	28	135.9	175.9	195.9	215.9	255.9	296.0	336.0	376.0	416.0	456.0
1.18	22	26	143.9	183.9	203.9	223.9	264.0	304.0	344.0	384.0	424.0	464.0
1.18	34	40		131.8	151.8	171.8	211.9	251.9	291.9	331.9	371.9	411.9
1.19	32	38	99.7	139.8	159.8	179.8	219.9	259.9	299.9	339.9	379.9	419.9
1.20	30	36	107.7	147.8	167.8	187.8	227.9	267.9	307.9	347.9	387.9	427.9
1.20	40	48			123.6	143.6	183.7	223.8	263.8	303.8	343.8	383.9
1.21	28	34	115.7	155.8	175.8	195.9	235.9	275.9	315.9	355.9	395.9	435.9
1.22	36	44		119.6	139.6	159.7	199.7	239.8	279.8	319.8	359.9	399.9
1.23	26	32	123.8	163.8	183.8	203.9	243.9	283.9	323.9	363.9	403.9	443.9
1.25	24	30	131.8	171.8	191.8	211.9	251.9	291.9	331.9	371.9	411.9	451.9
1.25	32	40		135.6	155.7	175.7	215.8	255.8	295.8	335.8	375.9	415.9
1.25	64	80									231.1	271.2
1.26	38	48			127.4	147.4	187.6	227.6	267.7	307.7	347.8	387.8
1.27	22	28	139.8	179.8	199.9	219.9	259.9	299.9	339.9	379.9	419.9	459.9
1.27	30	38	103.5	143.6	163.7	183.7	223.8	263.8	303.8	343.8	383.9	423.9
1.27	44	56					159.3	199.4	239.5	279.6	319.6	359.7
1.29	28	36	111.5	151.7	171.7	191.7	231.8	271.8	311.8	351.9	391.9	431.9
1.29	34	44		123.3	143.4	163.5	203.6	243.7	283.7	323.7	363.8	403.8
1.31	26	34	119.6	159.7	179.7	199.7	239.8	279.8	319.8	359.9	399.9	439.9
1.33	24	32	127.6	167.7	187.7	207.8	247.8	287.8	327.8	367.9	407.9	447.9

3
8 mm

CENTRE DISTANCE TABLES 8M & 8MGT

Theoretical centre distance in mm									Number of grooves		Speed ratio
Belt length code designation in mm									DriveN	DriveR	
1200	1280	1440	1600	1760	1800	2000	2400	2800			
512.0	552.0	632.0	712.0	792.0	812.0	912.0	1112.0	1312.0	22	22	1.00
504.0	544.0	624.0	704.0	784.0	804.0	904.0	1104.0	1304.0	24	24	1.00
496.0	536.0	616.0	696.0	776.0	796.0	896.0	1096.0	1296.0	26	26	1.00
488.0	528.0	608.0	688.0	768.0	788.0	888.0	1088.0	1288.0	28	28	1.00
480.0	520.0	600.0	680.0	760.0	780.0	880.0	1080.0	1280.0	30	30	1.00
472.0	512.0	592.0	672.0	752.0	772.0	872.0	1072.0	1272.0	32	32	1.00
456.0	496.0	576.0	656.0	736.0	756.0	856.0	1056.0	1256.0	36	36	1.00
440.0	480.0	560.0	640.0	720.0	740.0	840.0	1040.0	1240.0	40	40	1.00
424.0	464.0	544.0	624.0	704.0	724.0	824.0	1024.0	1224.0	44	44	1.00
408.0	448.0	528.0	608.0	688.0	708.0	808.0	1008.0	1208.0	48	48	1.00
376.0	416.0	496.0	576.0	656.0	676.0	776.0	976.0	1176.0	56	56	1.00
344.0	384.0	464.0	544.0	624.0	644.0	744.0	944.0	1144.0	64	64	1.00
444.0	484.0	564.0	644.0	724.0	744.0	844.0	1044.0	1244.0	40	38	1.05
468.0	508.0	588.0	668.0	748.0	768.0	868.0	1068.0	1268.0	34	32	1.06
460.0	500.0	580.0	660.0	740.0	760.0	860.0	1060.0	1260.0	36	34	1.06
452.0	492.0	572.0	652.0	732.0	752.0	852.0	1052.0	1252.0	38	36	1.06
484.0	524.0	604.0	684.0	764.0	784.0	884.0	1084.0	1284.0	30	28	1.07
500.0	540.0	620.0	700.0	780.0	800.0	900.0	1100.0	1300.0	26	24	1.08
492.0	532.0	612.0	692.0	772.0	792.0	892.0	1092.0	1292.0	28	26	1.08
508.0	548.0	628.0	708.0	788.0	808.0	908.0	1108.0	1308.0	24	22	1.09
432.0	472.0	552.0	632.0	712.0	732.0	832.0	1032.0	1232.0	44	40	1.10
448.0	488.0	568.0	648.0	728.0	748.0	848.0	1048.0	1248.0	40	36	1.11
456.0	496.0	576.0	656.0	736.0	756.0	856.0	1056.0	1256.0	38	34	1.12
472.0	512.0	592.0	672.0	752.0	772.0	872.0	1072.0	1272.0	34	30	1.13
327.8	367.9	447.9	527.9	607.9	627.9	727.9	927.9	1128.0	72	64	1.13
464.0	504.0	584.0	664.0	744.0	764.0	864.0	1064.0	1264.0	36	32	1.13
480.0	520.0	600.0	680.0	760.0	780.0	880.0	1080.0	1280.0	32	28	1.14
359.9	399.9	479.9	559.9	639.9	659.9	759.9	959.9	1160.0	64	56	1.14
488.0	528.0	608.0	688.0	768.0	788.0	888.0	1088.0	1288.0	30	26	1.15
435.9	475.9	555.9	636.0	716.0	736.0	836.0	1036.0	1236.0	44	38	1.16
496.0	536.0	616.0	696.0	776.0	796.0	896.0	1096.0	1296.0	28	24	1.17
504.0	544.0	624.0	704.0	784.0	804.0	904.0	1104.0	1304.0	26	22	1.18
451.9	491.9	571.9	652.0	732.0	752.0	852.0	1052.0	1252.0	40	34	1.18
459.9	499.9	579.9	660.0	740.0	760.0	860.0	1060.0	1260.0	38	32	1.19
467.9	507.9	588.0	668.0	748.0	768.0	868.0	1068.0	1268.0	36	30	1.20
423.9	463.9	543.9	623.9	703.9	723.9	823.9	1023.9	1224.0	48	40	1.20
475.9	515.9	596.0	676.0	756.0	776.0	876.0	1076.0	1276.0	34	28	1.21
439.9	479.9	559.9	639.9	719.9	739.9	839.9	1040.0	1240.0	44	36	1.22
483.9	523.9	604.0	684.0	764.0	784.0	884.0	1084.0	1284.0	32	26	1.23
491.9	531.9	612.0	692.0	772.0	792.0	892.0	1092.0	1292.0	30	24	1.25
455.9	495.9	575.9	655.9	735.9	755.9	855.9	1056.0	1256.0	40	32	1.25
311.3	351.4	431.5	511.6	591.6	611.7	711.7	911.8	1111.8	80	64	1.25
427.8	467.8	547.9	627.9	707.9	727.9	827.9	1027.9	1227.9	48	38	1.26
499.9	539.9	620.0	700.0	780.0	800.0	900.0	1100.0	1300.0	28	22	1.27
463.9	503.9	583.9	663.9	743.9	763.9	863.9	1064.0	1264.0	38	30	1.27
399.7	439.7	519.8	599.8	679.8	699.8	799.9	999.9	1199.9	56	44	1.27
471.9	511.9	591.9	671.9	751.9	771.9	871.9	1072.0	1272.0	36	28	1.29
443.8	483.8	563.9	643.9	723.9	743.9	843.9	1043.9	1243.9	44	34	1.29
479.9	519.9	599.9	679.9	759.9	779.9	879.9	1080.0	1280.0	34	26	1.31
487.9	527.9	607.9	687.9	767.9	787.9	887.9	1088.0	1288.0	32	24	1.33



CENTRE DISTANCE TABLES 8M & 8MGT

Speed ratio	Number of grooves		Theoretical centre distance in mm									
	DriveR	DriveN	Belt length code designation in mm									
			480	560	600	640	720	800	880	960	1040	1120
1.33	30	40	99.2	139.4	159.5	179.5	219.6	259.7	299.7	339.8	379.8	419.8
1.33	36	48			131.1	151.2	191.4	231.5	271.6	311.6	351.7	391.7
1.33	48	64						174.8	215.0	255.2	295.3	335.4
1.36	22	30	135.6	175.7	195.7	215.8	255.8	295.8	335.8	375.9	415.9	455.9
1.36	28	38	107.2	147.4	167.5	187.6	227.6	267.7	307.7	347.8	387.8	427.8
1.38	26	36	115.3	155.5	175.5	195.6	235.7	275.7	315.7	355.8	395.8	435.8
1.38	32	44		127.1	147.2	167.3	207.4	247.5	287.6	327.6	367.7	407.7
1.40	40	56					166.8	207.0	247.2	287.3	327.4	367.4
1.41	34	48		114.6	134.8	155.0	195.2	235.3	275.4	315.5	355.6	395.6
1.41	64	90									209.4	249.8
1.42	24	34	123.3	163.5	183.6	203.6	243.7	283.7	323.7	363.8	403.8	443.8
1.43	28	40	102.9	143.2	163.3	183.4	223.5	263.6	303.6	343.7	383.7	423.7
1.45	22	32	131.4	171.5	191.6	211.6	251.7	291.7	331.8	371.8	411.8	451.8
1.46	26	38	110.9	151.2	171.3	191.4	231.5	271.6	311.6	351.7	391.7	431.7
1.47	30	44		130.8	150.9	171.1	211.2	251.4	291.5	331.5	371.6	411.6
1.47	38	56				130.0	170.5	210.8	251.0	291.1	331.2	371.3
1.50	24	36	119.0	159.3	179.3	199.4	239.5	279.6	319.6	359.7	399.7	439.7
1.50	32	48		118.2	138.5	158.7	199.0	239.1	279.3	319.4	359.4	399.5
1.50	48	72							197.6	238.0	278.3	318.5
1.54	26	40	106.5	146.9	167.0	187.2	227.3	267.4	307.5	347.5	387.6	427.6
1.55	22	34	127.1	167.3	187.4	207.4	247.5	287.6	327.6	367.7	407.7	447.7
1.56	36	56				133.6	174.1	214.5	254.7	294.9	335.0	375.1
1.57	28	44		134.5	154.7	174.8	215.0	255.2	295.3	335.4	375.4	415.5
1.58	24	38	114.6	155.0	175.1	195.2	235.3	275.4	315.5	355.6	395.6	435.6
1.60	30	48		121.8	142.1	162.4	202.7	242.9	283.1	323.2	363.3	403.3
1.60	40	64					148.9	189.5	230.0	270.3	310.5	350.7
1.61	56	90									223.8	264.4
1.64	22	36	122.7	163.0	183.1	203.2	243.3	283.4	323.5	363.6	403.6	443.6
1.64	44	72						164.1	204.9	245.4	285.8	326.0
1.65	34	56				137.1	177.8	218.2	258.5	298.7	338.8	379.0
1.67	24	40	110.1	150.6	170.8	190.9	231.1	271.2	311.3	351.4	391.5	431.5
1.67	48	80							179.4	220.2	260.8	301.2
1.68	38	64					152.4	193.2	233.7	274.0	314.3	354.5
1.69	26	44		138.1	158.3	178.5	218.8	259.0	299.1	339.2	379.3	419.4
1.71	28	48		125.4	145.8	166.0	206.4	246.7	286.9	327.0	367.1	407.2
1.73	22	38	118.2	158.7	178.8	199.0	239.1	279.3	319.4	359.4	399.5	439.5
1.75	32	56				140.7	181.4	221.9	262.2	302.5	342.6	382.8
1.75	64	112										
1.78	36	64					155.9	196.8	237.3	277.7	318.0	358.2
1.80	40	72						171.1	212.1	252.7	293.2	333.5
1.82	22	40	113.7	154.3	174.5	194.6	234.9	275.0	315.2	355.3	395.3	435.4
1.82	44	80							186.3	227.4	268.1	308.6
1.83	24	44	100.8	141.7	162.0	182.2	222.5	262.8	302.9	343.1	383.2	423.2
1.85	26	48		128.9	149.4	169.7	210.1	250.4	290.6	330.8	370.9	411.0
1.87	30	56			123.5	144.2	185.0	225.6	265.9	306.2	346.4	386.6
1.88	48	90								196.7	238.0	278.9
1.88	34	64					159.4	200.3	241.0	281.4	321.7	362.0
1.89	38	72						174.6	215.6	256.3	296.8	337.2
2.00	22	44	104.2	145.3	165.6	185.9	226.3	266.5	306.7	346.9	387.0	427.1
2.00	24	48		132.5	152.9	173.3	213.8	254.2	294.4	334.6	374.8	414.9

3
8 mm

CENTRE DISTANCE TABLES 8M & 8MGT

Theoretical centre distance in mm									Number of grooves		Speed ratio
Belt length code designation in mm									DriveN	DriveR	
1200	1280	1440	1600	1760	1800	2000	2400	2800			
459.8	499.8	579.9	659.9	739.9	759.9	859.9	1059.9	1259.9	40	30	1.33
431.7	471.8	551.8	631.8	711.8	731.8	831.9	1031.9	1231.9	48	36	1.33
375.4	415.5	495.6	575.6	655.7	675.7	775.7	975.8	1175.8	64	48	1.33
495.9	535.9	615.9	695.9	775.9	795.9	895.9	1096.0	1296.0	30	22	1.36
467.8	507.8	587.9	667.9	747.9	767.9	867.9	1067.9	1267.9	38	28	1.36
475.8	515.8	595.9	675.9	755.9	775.9	875.9	1075.9	1275.9	36	26	1.38
447.7	487.8	567.8	647.8	727.8	747.8	847.9	1047.9	1247.9	44	32	1.38
407.5	447.5	527.6	607.7	687.7	707.7	807.7	1007.8	1207.8	56	40	1.40
435.6	475.7	555.7	635.8	715.8	735.8	835.8	1035.8	1235.9	48	34	1.41
290.1	330.3	410.7	490.9	571.0	591.1	691.2	891.4	1091.5	90	64	1.41
483.8	523.8	603.9	683.9	763.9	783.9	883.9	1083.9	1283.9	34	24	1.42
463.7	503.8	583.8	663.8	743.8	763.8	863.9	1063.9	1263.9	40	28	1.43
491.8	531.8	611.9	691.9	771.9	791.9	891.9	1091.9	1291.9	32	22	1.45
471.8	511.8	591.8	671.8	751.8	771.8	871.9	1071.9	1271.9	38	26	1.46
451.6	491.7	571.7	651.8	731.8	751.8	851.8	1051.8	1251.9	44	30	1.47
411.4	451.4	531.5	611.6	691.6	711.6	811.7	1011.7	1211.8	56	38	1.47
479.8	519.8	599.8	679.8	759.8	779.9	879.9	1079.9	1279.9	36	24	1.50
439.5	479.6	559.6	639.7	719.7	739.7	839.8	1039.8	1239.8	48	32	1.50
358.7	398.8	479.0	559.2	639.3	659.3	759.4	959.5	1159.6	72	48	1.50
467.7	507.7	587.7	667.8	747.8	767.8	867.8	1067.9	1267.9	40	26	1.54
487.8	527.8	607.8	687.8	767.8	787.9	887.9	1087.9	1287.9	34	22	1.55
415.2	455.3	535.4	615.5	695.5	715.5	815.6	1015.7	1215.7	56	36	1.56
455.5	495.6	575.6	655.7	735.7	755.7	855.8	1055.8	1255.8	44	28	1.57
475.7	515.7	595.7	675.8	755.8	775.8	875.8	1075.9	1275.9	38	24	1.58
443.4	483.5	563.5	643.6	723.6	743.6	843.7	1043.7	1243.8	48	30	1.60
390.8	430.9	511.1	591.2	671.3	691.3	791.4	991.5	1191.6	64	40	1.60
304.9	345.3	425.8	506.1	586.4	606.5	706.7	907.0	1107.2	90	56	1.61
483.7	523.7	603.7	683.8	763.8	783.8	883.8	1083.9	1283.9	36	22	1.64
366.3	406.4	486.7	566.9	647.0	667.0	767.2	967.3	1167.5	72	44	1.64
419.1	459.1	539.3	619.4	699.4	719.5	819.5	1019.6	1219.7	56	34	1.65
471.6	511.6	591.6	671.7	751.7	771.7	871.8	1071.8	1271.8	40	24	1.67
341.6	381.8	462.2	542.5	622.7	642.7	742.9	943.1	1143.3	80	48	1.67
394.6	434.7	514.9	595.1	675.2	695.2	795.3	995.4	1195.5	64	38	1.68
459.4	499.5	579.5	659.6	739.6	759.7	859.7	1059.8	1259.8	44	26	1.69
447.3	487.3	567.4	647.5	727.6	747.6	847.6	1047.7	1247.7	48	28	1.71
479.6	519.6	599.7	679.7	759.7	779.7	879.8	1079.8	1279.8	38	22	1.73
422.9	463.0	543.1	623.3	703.3	723.4	823.4	1023.5	1223.6	56	32	1.75
240.2	281.3	362.8	443.8	524.4	544.6	645.1	845.8	1046.2	112	64	1.75
398.4	438.6	518.8	598.9	679.1	699.1	799.2	999.4	1199.5	64	36	1.78
373.8	414.0	494.3	574.6	654.7	674.8	774.9	975.1	1175.3	72	40	1.80
475.4	515.5	595.6	675.6	755.7	775.7	875.7	1075.8	1275.8	40	22	1.82
349.0	389.3	469.8	550.1	630.3	650.4	750.6	950.9	1151.1	80	44	1.82
463.3	503.4	583.4	663.5	743.6	763.6	863.6	1063.7	1263.7	44	24	1.83
451.1	491.2	571.3	651.4	731.5	751.5	851.5	1051.6	1251.7	48	26	1.85
426.7	466.8	547.0	627.1	707.2	727.2	827.3	1027.5	1227.6	56	30	1.87
319.5	360.0	440.8	521.3	601.6	621.7	722.0	922.4	1122.7	90	48	1.88
402.2	442.3	522.6	602.8	682.9	703.0	803.1	1003.3	1203.4	64	34	1.88
377.5	417.8	498.1	578.4	658.6	678.6	778.8	979.0	1179.2	72	38	1.89
467.2	507.2	587.3	667.4	747.5	767.5	867.5	1067.6	1267.7	44	22	2.00
455.0	495.1	575.2	655.3	735.4	755.4	855.5	1055.6	1255.6	48	24	2.00



CENTRE DISTANCE TABLES 8M & 8MGT

Speed ratio	Number of grooves		Theoretical centre distance in mm									
	DriveR	DriveN	Belt length code designation in mm									
			480	560	600	640	720	800	880	960	1040	1120
2.00	28	56			127.0	147.7	188.6	229.2	269.6	309.9	350.2	390.4
2.00	32	64					162.9	203.9	244.6	285.1	325.4	365.7
2.00	36	72						178.1	219.2	259.9	300.5	340.9
2.00	40	80							193.2	234.4	275.3	315.9
2.00	56	112										
2.05	44	90								203.5	245.0	286.0
2.11	38	80							196.7	238.0	278.9	319.5
2.12	34	72						181.5	222.7	263.5	304.1	344.6
2.13	30	64					166.3	207.5	248.2	288.7	329.1	369.5
2.15	26	56			130.4	151.1	192.2	232.9	273.3	313.7	353.9	394.1
2.18	22	48		135.9	156.5	176.9	217.5	257.9	298.2	338.4	378.6	418.7
2.22	36	80						158.0	200.1	241.5	282.4	323.1
2.25	32	72					142.8	184.9	226.2	267.1	307.8	348.3
2.25	40	90								210.3	251.9	293.1
2.25	64	144										
2.29	28	64				127.7	169.8	211.0	251.8	292.4	332.8	373.2
2.33	24	56		112.5	133.7	154.6	195.7	236.5	277.0	317.4	357.7	397.9
2.33	48	112										225.1
2.35	34	80						161.2	203.5	245.0	286.0	326.7
2.37	38	90							171.0	213.7	255.4	296.6
2.40	30	72					146.1	188.4	229.7	270.7	311.4	351.9
2.46	26	64				131.0	173.2	214.5	255.4	296.0	336.5	376.9
2.50	32	80						164.5	206.9	248.4	289.5	330.3
2.50	36	90							174.3	217.0	258.8	300.1
2.55	22	56		115.8	137.1	158.0	199.3	240.1	280.7	321.1	361.4	401.7
2.55	44	112										231.6
2.57	28	72					149.4	191.8	233.2	274.3	315.0	355.6
2.65	34	90							177.5	220.4	262.2	303.6
2.67	24	64				134.2	176.6	218.0	259.0	299.7	340.2	380.6
2.67	30	80						167.8	210.3	251.9	293.1	333.9
2.77	26	72					152.6	195.1	236.7	277.8	318.6	359.2
2.80	40	112										238.1
2.81	32	90							180.7	223.7	265.7	307.1
2.86	28	80						171.0	213.7	255.4	296.6	337.5
2.91	22	64				137.5	180.0	221.5	262.5	303.3	343.8	384.3
2.95	38	112										241.4
3.00	24	72					155.9	198.5	240.2	281.3	322.2	362.8
3.00	30	90							183.9	227.0	269.1	310.6
3.00	48	144										
3.00	64	192										
3.08	26	80						174.3	217.0	258.8	300.1	341.0
3.11	36	112										244.6
3.21	28	90							187.1	230.3	272.5	314.0
3.27	44	144										
3.27	22	72					159.1	201.9	243.6	284.9	325.8	366.5
3.29	34	112									203.2	247.8
3.33	24	80						177.5	220.4	262.2	303.6	344.6
3.43	56	192										
3.46	26	90							190.3	233.6	275.9	317.5
3.50	32	112									206.3	251.0



CENTRE DISTANCE TABLES 8M & 8MGT

Theoretical centre distance in mm									Number of grooves		Speed ratio
Belt length code designation in mm									DriveN	DriveR	
1200	1280	1440	1600	1760	1800	2000	2400	2800			
430.5	470.6	550.8	631.0	711.1	731.1	831.2	1031.4	1231.5	56	28	2.00
406.0	446.1	526.4	606.6	686.8	706.8	807.0	1007.2	1207.3	64	32	2.00
381.2	421.5	501.9	582.2	662.4	682.5	782.7	982.9	1183.1	72	36	2.00
356.4	396.7	477.3	557.7	638.0	658.0	758.3	958.6	1158.9	80	40	2.00
253.9	295.4	377.2	458.4	539.3	559.5	660.1	861.0	1061.6	112	56	2.00
326.7	367.3	448.2	528.8	609.2	629.3	729.6	930.2	1130.5	90	44	2.05
360.0	400.4	481.0	561.5	641.8	661.8	762.1	962.5	1162.8	80	38	2.11
385.0	425.2	505.7	586.0	666.2	686.3	786.5	986.8	1187.0	72	34	2.12
409.7	449.9	530.2	610.5	690.6	710.7	810.8	1011.1	1211.2	64	30	2.13
434.3	474.5	554.7	634.9	715.0	735.0	835.1	1035.3	1235.4	56	26	2.15
458.8	498.9	579.1	659.2	739.3	759.3	859.4	1059.5	1259.6	48	22	2.18
363.7	404.1	484.8	565.2	645.6	665.6	766.0	966.4	1166.7	80	36	2.22
388.7	429.0	509.5	589.8	670.1	690.1	790.4	990.7	1190.9	72	32	2.25
333.9	374.6	455.5	536.2	616.7	636.8	737.2	937.8	1138.2	90	40	2.25
		285.6	369.9	452.5	473.0	575.0	777.3	978.7	144	64	2.25
413.5	453.7	534.0	614.3	694.5	714.5	814.7	1015.0	1215.1	64	28	2.29
438.1	478.3	558.5	638.7	718.8	738.9	839.0	1039.2	1239.3	56	24	2.33
267.5	309.2	391.5	473.0	554.0	574.2	675.1	876.2	1076.9	112	48	2.33
367.3	407.8	488.5	569.0	649.4	669.4	769.8	970.2	1170.5	80	34	2.35
337.5	378.2	459.2	539.9	620.5	640.6	741.0	941.7	1142.1	90	38	2.37
392.4	432.7	513.2	593.6	673.9	693.9	794.2	994.6	1194.8	72	30	2.40
417.2	457.4	537.8	618.1	698.3	718.4	818.6	1018.9	1219.0	64	26	2.46
371.0	411.5	492.2	572.7	653.1	673.2	773.6	974.1	1174.4	80	32	2.50
341.0	381.8	462.9	543.6	624.2	644.3	744.8	945.5	1145.9	90	36	2.50
441.9	482.1	562.3	642.5	722.7	742.7	842.9	1043.1	1243.2	56	22	2.55
274.2	316.1	398.6	480.2	561.3	581.5	682.5	883.8	1084.5	112	44	2.55
396.0	436.4	517.0	597.4	677.7	697.7	798.0	998.4	1198.7	72	28	2.57
344.6	385.4	466.5	547.3	627.9	648.1	748.6	949.3	1149.8	90	34	2.65
420.9	461.2	541.6	621.9	702.2	722.2	822.4	1022.7	1222.9	64	24	2.67
374.6	415.1	495.9	576.5	656.9	677.0	777.4	977.9	1178.3	80	30	2.67
399.7	440.1	520.7	601.1	681.5	701.6	801.9	1002.3	1202.6	72	26	2.77
280.9	322.9	405.6	487.4	568.6	588.8	689.9	891.3	1092.2	112	40	2.80
348.1	389.0	470.2	551.0	631.7	651.8	752.4	953.1	1153.6	90	32	2.81
378.2	418.8	499.6	580.2	660.7	680.8	781.2	981.8	1182.1	80	28	2.86
424.6	464.9	545.4	625.7	706.0	726.0	826.3	1026.6	1226.8	64	22	2.91
284.2	326.3	409.1	490.9	572.2	592.5	693.6	895.0	1095.9	112	38	2.95
403.4	443.8	524.4	604.9	685.3	705.4	805.7	1006.1	1206.5	72	24	3.00
351.7	392.5	473.8	554.7	635.4	655.5	756.1	956.9	1157.5	90	30	3.00
		311.7	397.0	480.4	501.0	603.6	806.7	1008.6	144	48	3.00
					349.2	458.7	668.0	872.7	192	64	3.00
381.8	422.4	503.3	583.9	664.4	684.5	785.0	985.6	1186.0	80	26	3.08
287.6	329.7	412.6	494.5	575.9	596.1	697.3	898.8	1099.7	112	36	3.11
355.2	396.1	477.5	558.4	639.1	659.3	759.9	960.8	1161.3	90	28	3.21
		318.2	403.8	487.3	508.0	610.7	814.0	1016.0	144	44	3.27
407.0	447.5	528.2	608.7	689.1	709.1	809.5	1010.0	1210.3	72	22	3.27
290.9	333.1	416.1	498.1	579.5	599.8	701.0	902.5	1103.5	112	34	3.29
385.4	426.0	507.0	587.7	668.2	688.3	788.8	989.4	1189.9	80	24	3.33
				338.7	361.7	471.9	681.9	887.0	192	56	3.43
358.7	399.7	481.1	562.1	642.8	663.0	763.6	964.6	1165.1	90	26	3.46
294.2	336.5	419.6	501.6	583.1	603.4	704.6	906.3	1107.3	112	32	3.50



CENTRE DISTANCE TABLES 8M & 8MGT

Speed ratio	Number of grooves		Theoretical centre distance in mm									
			Belt length code designation in mm									
	DriveR	DriveN	480	560	600	640	720	800	880	960	1040	1120
3.60	40	144										
3.64	22	80						180.7	223.7	265.7	307.1	348.1
3.73	30	112									209.4	254.2
3.75	24	90							193.4	236.9	279.3	320.9
3.79	38	144										
4.00	28	112									212.5	257.4
4.00	36	144										
4.00	48	192										
4.09	22	90						150.3	196.6	240.2	282.6	324.4
4.24	34	144										
4.31	26	112									215.5	260.6
4.36	44	192										
4.50	32	144										
4.67	24	112									218.6	263.8
4.80	30	144										
4.80	40	192										
5.05	38	192										
5.09	22	112									221.7	267.0
5.14	28	144										
5.33	36	192										
5.54	26	144										
5.65	34	192										
6.00	24	144										
6.00	32	192										
6.40	30	192										
6.55	22	144										
6.86	28	192										
7.38	26	192										
8.00	24	192										
8.73	22	192										

3
8 mm

CENTRE DISTANCE TABLES 8M & 8MGT

Theoretical centre distance in mm									Number of grooves		Speed ratio
Belt length code designation in mm									DriveN	DriveR	
1200	1280	1440	1600	1760	1800	2000	2400	2800			
		324.6	410.4	494.1	514.9	617.8	821.3	1023.4	144	40	3.60
389.0	429.6	510.7	591.4	671.9	692.1	792.6	993.3	1193.7	80	22	3.64
297.5	339.8	423.1	505.2	586.7	607.0	708.3	910.0	1111.1	112	30	3.73
362.2	403.2	484.7	565.7	646.5	666.7	767.4	968.4	1169.0	90	24	3.75
		327.8	413.8	497.6	518.3	621.3	824.9	1027.1	144	38	3.79
300.8	343.2	426.5	508.7	590.3	610.6	712.0	913.7	1114.9	112	28	4.00
	239.3	331.0	417.1	501.0	521.8	624.8	828.6	1030.8	144	36	4.00
				350.9	374.1	484.9	695.7	901.3	192	48	4.00
365.7	406.8	488.3	569.4	650.2	670.4	771.1	972.1	1172.8	90	22	4.09
	242.3	334.2	420.4	504.4	525.2	628.3	832.2	1034.5	144	34	4.24
304.1	346.6	430.0	512.3	593.9	614.2	715.6	917.5	1118.6	112	26	4.31
				357.0	380.3	491.4	702.6	908.4	192	44	4.36
	245.2	337.4	423.8	507.8	528.6	631.8	835.8	1038.2	144	32	4.50
307.3	349.9	433.4	515.8	597.5	617.8	719.3	921.2	1122.4	112	24	4.67
	248.2	340.6	427.1	511.3	532.1	635.3	839.4	1041.9	144	30	4.80
				363.1	386.4	497.9	709.4	915.5	192	40	4.80
				366.1	389.5	501.1	712.9	919.0	192	38	5.05
310.6	353.2	436.9	519.3	601.0	621.4	722.9	924.9	1126.2	112	22	5.09
	251.2	343.8	430.4	514.7	535.5	638.8	843.0	1045.6	144	28	5.14
				369.1	392.6	504.4	716.3	922.5	192	36	5.33
	254.1	346.9	433.7	518.1	538.9	642.3	846.6	1049.2	144	26	5.54
				372.2	395.7	507.6	719.7	926.1	192	34	5.65
	257.1	350.1	437.0	521.5	542.3	645.8	850.2	1052.9	144	24	6.00
				375.2	398.7	510.8	723.1	929.6	192	32	6.00
				378.2	401.8	514.0	726.5	933.1	192	30	6.40
	260.1	353.3	440.3	524.8	545.7	649.3	853.8	1056.6	144	22	6.55
				381.2	404.8	517.2	729.9	936.6	192	28	6.86
				384.3	407.9	520.5	733.3	940.1	192	26	7.38
			282.2	387.3	411.0	523.7	736.7	943.7	192	24	8.00
			285.0	390.3	414.0	526.9	740.1	947.2	192	22	8.73



CENTRE DISTANCE TABLES 14M & 14MGT

Speed ratio	Number of grooves		Theoretical centre distance in mm								
			Belt length code designation in mm								
	DriveR	DriveN	966	1190	1400	1610	1750	1778	1890	2100	2310
1.00	28	28	287.0	399.0	504.0	609.0	679.0	693.0	749.0	854.0	959.0
1.00	29	29	280.0	392.0	497.0	602.0	672.0	686.0	742.0	847.0	952.0
1.00	30	30	273.0	385.0	490.0	595.0	665.0	679.0	735.0	840.0	945.0
1.00	32	32	259.0	371.0	476.0	581.0	651.0	665.0	721.0	826.0	931.0
1.00	34	34	245.0	357.0	462.0	567.0	637.0	651.0	707.0	812.0	917.0
1.00	36	36	231.0	343.0	448.0	553.0	623.0	637.0	693.0	798.0	903.0
1.00	38	38	217.0	329.0	434.0	539.0	609.0	623.0	679.0	784.0	889.0
1.00	40	40	203.0	315.0	420.0	525.0	595.0	609.0	665.0	770.0	875.0
1.00	44	44		287.0	392.0	497.0	567.0	581.0	637.0	742.0	847.0
1.00	48	48		259.0	364.0	469.0	539.0	553.0	609.0	714.0	819.0
1.00	56	56			308.0	413.0	483.0	497.0	553.0	658.0	763.0
1.00	64	64				357.0	427.0	441.0	497.0	602.0	707.0
1.03	29	30	276.5	388.5	493.5	598.5	668.5	682.5	738.5	843.5	948.5
1.04	28	29	283.5	395.5	500.5	605.5	675.5	689.5	745.5	850.5	955.5
1.05	38	40	210.0	322.0	427.0	532.0	602.0	616.0	672.0	777.0	882.0
1.06	32	34	252.0	364.0	469.0	574.0	644.0	658.0	714.0	819.0	924.0
1.06	34	36	238.0	350.0	455.0	560.0	630.0	644.0	700.0	805.0	910.0
1.06	36	38	224.0	336.0	441.0	546.0	616.0	630.0	686.0	791.0	896.0
1.07	28	30	280.0	392.0	497.0	602.0	672.0	686.0	742.0	847.0	952.0
1.07	30	32	266.0	378.0	483.0	588.0	658.0	672.0	728.0	833.0	938.0
1.09	44	48		272.9	377.9	482.9	552.9	566.9	622.9	727.9	833.0
1.10	29	32	269.4	381.4	486.5	591.5	661.5	675.5	731.5	836.5	941.5
1.10	40	44		300.9	405.9	510.9	580.9	594.9	650.9	755.9	861.0
1.11	36	40	216.8	328.9	433.9	538.9	608.9	622.9	678.9	783.9	889.0
1.12	34	38	230.8	342.9	447.9	552.9	622.9	636.9	692.9	798.0	903.0
1.13	30	34	258.8	370.9	475.9	580.9	650.9	664.9	720.9	826.0	931.0
1.13	32	36	244.8	356.9	461.9	566.9	636.9	650.9	706.9	812.0	917.0
1.13	64	72				328.5	398.6	412.6	468.7	573.7	678.8
1.14	28	32	272.9	384.9	489.9	594.9	664.9	678.9	734.9	840.0	945.0
1.14	56	64				384.6	454.7	468.7	524.7	629.7	734.8
1.16	38	44		307.7	412.8	517.8	587.8	601.9	657.9	762.9	867.9
1.17	29	34	262.3	374.3	479.4	584.4	654.4	668.4	724.4	829.4	934.4
1.17	48	56			335.5	440.6	510.7	524.7	580.7	685.8	790.8
1.18	34	40	223.6	335.7	440.8	545.8	615.9	629.9	685.9	790.9	895.9
1.19	32	38	237.6	349.7	454.8	559.8	629.9	643.9	699.9	804.9	909.9
1.20	30	36	251.6	363.8	468.8	573.8	643.9	657.9	713.9	818.9	923.9
1.20	40	48		286.4	391.6	496.7	566.7	580.7	636.8	741.8	846.8
1.21	28	34	265.7	377.8	482.8	587.8	657.9	671.9	727.9	832.9	937.9
1.22	36	44	202.2	314.5	419.6	524.7	594.7	608.7	664.8	769.8	874.8
1.24	29	36	255.0	367.2	472.2	577.3	647.3	661.3	717.3	822.4	927.4
1.25	32	40	230.3	342.5	447.6	552.7	622.7	636.8	692.8	797.8	902.8
1.25	64	80					369.3	383.3	439.6	544.8	650.0
1.26	38	48		293.2	398.4	503.5	573.6	587.6	643.6	748.7	853.7
1.27	30	38	244.3	356.6	461.7	566.7	636.8	650.8	706.8	811.8	916.8
1.27	44	56		243.5	349.0	454.2	524.3	538.3	594.4	699.5	804.6
1.29	28	36	258.4	370.6	475.7	580.7	650.8	664.8	720.8	825.8	930.8
1.29	34	44	208.8	321.2	426.4	531.5	601.6	615.6	671.6	776.7	881.7
1.29	56	72				355.2	425.5	439.6	495.7	600.9	706.1
1.31	29	38	247.7	359.9	465.1	570.1	640.2	654.2	710.2	815.3	920.3
1.33	30	40	237.0	349.3	454.5	559.6	629.6	643.6	699.6	804.7	909.7
1.33	36	48		299.8	405.1	510.3	580.4	594.4	650.5	755.5	860.6

3
14 mm

CENTRE DISTANCE TABLES 14M & 14MGT

Theoretical centre distance in mm								Number of grooves		Speed ratio
Belt length code designation in mm								DriveN	DriveR	
2450	2590	2800	3150	3500	3850	4326	4578			
1029.0	1099.0	1204.0	1379.0	1554.0	1729.0	1967.0	2093.0	28	28	1.00
1022.0	1092.0	1197.0	1372.0	1547.0	1722.0	1960.0	2086.0	29	29	1.00
1015.0	1085.0	1190.0	1365.0	1540.0	1715.0	1953.0	2079.0	30	30	1.00
1001.0	1071.0	1176.0	1351.0	1526.0	1701.0	1939.0	2065.0	32	32	1.00
987.0	1057.0	1162.0	1337.0	1512.0	1687.0	1925.0	2051.0	34	34	1.00
973.0	1043.0	1148.0	1323.0	1498.0	1673.0	1911.0	2037.0	36	36	1.00
959.0	1029.0	1134.0	1309.0	1484.0	1659.0	1897.0	2023.0	38	38	1.00
945.0	1015.0	1120.0	1295.0	1470.0	1645.0	1883.0	2009.0	40	40	1.00
917.0	987.0	1092.0	1267.0	1442.0	1617.0	1855.0	1981.0	44	44	1.00
889.0	959.0	1064.0	1239.0	1414.0	1589.0	1827.0	1953.0	48	48	1.00
833.0	903.0	1008.0	1183.0	1358.0	1533.0	1771.0	1897.0	56	56	1.00
777.0	847.0	952.0	1127.0	1302.0	1477.0	1715.0	1841.0	64	64	1.00
1018.5	1088.5	1193.5	1368.5	1543.5	1718.5	1956.5	2082.5	30	29	1.03
1025.5	1095.5	1200.5	1375.5	1550.5	1725.5	1963.5	2089.5	29	28	1.04
952.0	1022.0	1127.0	1302.0	1477.0	1652.0	1890.0	2016.0	40	38	1.05
994.0	1064.0	1169.0	1344.0	1519.0	1694.0	1932.0	2058.0	34	32	1.06
980.0	1050.0	1155.0	1330.0	1505.0	1680.0	1918.0	2044.0	36	34	1.06
966.0	1036.0	1141.0	1316.0	1491.0	1666.0	1904.0	2030.0	38	36	1.06
1022.0	1092.0	1197.0	1372.0	1547.0	1722.0	1960.0	2086.0	30	28	1.07
1008.0	1078.0	1183.0	1358.0	1533.0	1708.0	1946.0	2072.0	32	30	1.07
903.0	973.0	1078.0	1253.0	1428.0	1603.0	1841.0	1967.0	48	44	1.09
1011.5	1081.5	1186.5	1361.5	1536.5	1711.5	1949.5	2075.5	32	29	1.10
931.0	1001.0	1106.0	1281.0	1456.0	1631.0	1869.0	1995.0	44	40	1.10
959.0	1029.0	1134.0	1309.0	1484.0	1659.0	1897.0	2023.0	40	36	1.11
973.0	1043.0	1148.0	1323.0	1498.0	1673.0	1911.0	2037.0	38	34	1.13
1001.0	1071.0	1176.0	1351.0	1526.0	1701.0	1939.0	2065.0	34	30	1.13
987.0	1057.0	1162.0	1337.0	1512.0	1687.0	1925.0	2051.0	36	32	1.13
748.8	818.8	923.8	1098.9	1273.9	1448.9	1686.9	1812.9	72	64	1.13
1015.0	1085.0	1190.0	1365.0	1540.0	1715.0	1953.0	2079.0	32	28	1.14
804.8	874.8	979.8	1154.9	1329.9	1504.9	1742.9	1868.9	64	56	1.14
937.9	1007.9	1112.9	1287.9	1462.9	1637.9	1876.0	2002.0	44	38	1.16
1004.4	1074.4	1179.4	1354.5	1529.5	1704.5	1942.5	2068.5	34	29	1.17
860.8	930.8	1035.8	1210.9	1385.9	1560.9	1798.9	1924.9	56	48	1.17
965.9	1035.9	1140.9	1315.9	1490.9	1665.9	1904.0	2030.0	40	34	1.18
979.9	1049.9	1154.9	1329.9	1504.9	1679.9	1918.0	2044.0	38	32	1.19
993.9	1063.9	1168.9	1343.9	1518.9	1693.9	1932.0	2058.0	36	30	1.20
916.8	986.8	1091.9	1266.9	1441.9	1616.9	1854.9	1980.9	48	40	1.20
1007.9	1077.9	1182.9	1357.9	1532.9	1707.9	1946.0	2072.0	34	28	1.21
944.8	1014.8	1119.9	1294.9	1469.9	1644.9	1882.9	2008.9	44	36	1.22
997.4	1067.4	1172.4	1347.4	1522.4	1697.4	1935.4	2061.4	36	29	1.24
972.8	1042.8	1147.9	1322.9	1497.9	1672.9	1910.9	2036.9	40	32	1.25
720.1	790.2	895.3	1070.4	1245.5	1420.6	1658.6	1784.6	80	64	1.25
923.7	993.8	1098.8	1273.8	1448.8	1623.8	1861.9	1987.9	48	38	1.26
986.8	1056.8	1161.9	1336.9	1511.9	1686.9	1924.9	2050.9	38	30	1.27
874.6	944.6	1049.7	1224.7	1399.7	1574.8	1812.8	1938.8	56	44	1.27
1000.8	1070.9	1175.9	1350.9	1525.9	1700.9	1938.9	2064.9	36	28	1.29
951.7	1021.8	1126.8	1301.8	1476.8	1651.8	1889.9	2015.9	44	34	1.29
776.2	846.2	951.3	1126.4	1301.5	1476.6	1714.6	1840.7	72	56	1.29
990.3	1060.3	1165.3	1340.3	1515.4	1690.4	1928.4	2054.4	38	29	1.31
979.7	1049.8	1154.8	1329.8	1504.8	1679.9	1917.9	2043.9	40	30	1.33
930.6	1000.6	1105.7	1280.7	1455.8	1630.8	1868.8	1994.8	48	36	1.33



CENTRE DISTANCE TABLES 14M & 14MGT

Speed ratio	Number of grooves		Theoretical centre distance in mm								
			Belt length code designation in mm								
	DriveR	DriveN	966	1190	1400	1610	1750	1778	1890	2100	2310
1.33	48	64			305.9	411.5	481.7	495.7	551.8	657.0	762.2
1.36	28	38	251.0	363.3	468.5	573.6	643.6	657.6	713.7	818.7	923.7
1.38	29	40	240.2	352.6	457.8	563.0	633.0	647.0	703.1	808.1	913.2
1.38	32	44	215.3	327.9	433.2	538.3	608.4	622.4	678.5	783.5	888.6
1.40	40	56		256.5	362.2	467.6	537.8	551.8	608.0	713.1	818.2
1.41	34	48		306.4	411.8	517.1	587.2	601.2	657.3	762.4	867.4
1.41	64	90							401.8	507.7	613.3
1.43	28	40	243.5	356.0	461.2	566.4	636.4	650.5	706.5	811.6	916.6
1.43	56	80				324.6	395.4	409.5	465.9	571.5	676.9
1.45	44	64			318.9	424.7	495.0	509.0	565.2	670.5	775.7
1.47	30	44	221.8	334.5	439.9	545.1	629.6	629.2	685.3	790.4	895.5
1.47	38	56		262.9	368.8	474.3	544.5	558.6	614.7	719.9	825.0
1.50	32	48	199.8	313.0	418.5	523.8	593.9	608.0	664.0	769.2	874.3
1.50	48	72				381.2	451.8	465.9	522.3	627.7	733.0
1.52	29	44	225.0	337.8	443.2	548.5	618.6	632.6	688.7	793.8	898.9
1.56	36	56		269.3	375.4	480.9	551.2	565.2	621.4	726.6	831.8
1.57	28	44	228.2	341.1	446.6	551.8	622.0	636.0	692.1	797.2	902.3
1.60	30	48	206.1	319.5	425.1	530.5	600.7	614.7	670.8	776.0	881.1
1.60	40	64			331.7	437.7	508.2	522.3	578.5	683.9	789.2
1.61	56	90						370.2	427.3	533.6	639.5
1.64	44	72			287.2	394.1	464.8	478.9	535.4	641.0	746.4
1.65	34	56		275.6	381.8	487.5	557.8	571.9	628.1	733.4	838.6
1.66	29	48	209.2	322.7	428.4	533.8	604.0	618.0	674.2	779.3	884.5
1.67	48	80				349.7	420.9	435.5	491.2	597.7	703.4
1.68	38	64		230.7	338.0	444.2	514.7	528.8	585.1	690.6	795.9
1.71	28	48	212.3	325.9	431.7	537.2	607.4	621.4	677.5	782.7	887.9
1.75	32	56		281.9	388.3	494.1	564.5	578.5	634.7	740.1	845.3
1.75	64	112								420.3	528.1
1.78	36	64			344.3	450.7	521.3	535.4	591.7	697.2	802.6
1.80	40	72			299.5	406.7	477.7	491.8	548.4	654.1	759.7
1.82	44	80				362.1	433.6	447.8	504.6	610.7	716.5
1.87	30	56		288.2	394.7	500.6	571.1	585.1	641.4	746.8	852.0
1.88	34	64		242.7	350.6	457.1	527.8	541.9	598.3	703.8	809.2
1.88	48	90					380.4	394.9	452.3	559.2	665.4
1.89	38	72			305.6	413.0	484.1	498.2	554.8	660.7	766.3
1.93	29	56		291.3	397.9	503.9	574.3	588.4	644.7	750.1	855.4
2.00	28	56		294.4	401.1	507.2	577.6	591.7	648.0	753.4	858.7
2.00	32	64		248.7	356.9	463.5	534.2	548.4	604.8	710.4	815.9
2.00	36	72			311.6	419.3	490.4	504.6	561.3	667.2	772.8
2.00	40	80				374.3	446.1	460.3	517.3	623.6	729.5
2.00	56	112								444.4	552.9
2.05	44	90				319.4	392.5	407.0	464.6	571.8	678.2
2.11	38	80			270.7	380.4	452.3	466.6	523.6	630.0	736.0
2.12	34	72			317.6	425.5	496.8	511.0	567.7	673.7	779.4
2.13	30	64		254.6	363.1	469.9	540.7	554.8	611.3	717.0	822.5
2.21	29	64		257.6	366.2	473.1	543.9	558.0	614.5	720.3	825.8
2.22	36	80			276.4	386.5	458.5	472.8	529.9	636.4	742.5
2.25	32	72			323.6	431.8	503.1	517.3	574.1	680.2	785.9
2.25	40	90				331.1	404.6	419.1	476.9	584.3	691.0
2.25	64	144									
2.29	28	64		260.6	369.3	476.2	547.1	561.3	617.8	723.5	829.1



CENTRE DISTANCE TABLES 14M & 14MGT

Theoretical centre distance in mm								Number of grooves		Speed ratio
Belt length code designation in mm								DriveN	DriveR	
2450	2590	2800	3150	3500	3850	4326	4578			
832.2	902.3	1007.4	1182.5	1357.5	1532.6	1770.6	1896.7	64	48	1.33
993.8	1063.8	1168.8	1343.8	1518.8	1693.9	1931.9	2057.9	38	28	1.36
983.2	1053.2	1158.2	1333.3	1508.3	1683.3	1921.3	2047.4	40	29	1.38
958.6	1028.7	1133.7	1308.7	1483.8	1658.8	1896.8	2022.8	44	32	1.38
888.3	958.3	1063.4	1238.5	1413.6	1588.6	1826.7	1952.7	56	40	1.40
937.5	1007.5	1112.6	1287.6	1462.7	1637.7	1875.7	2001.8	48	34	1.41
683.5	753.8	859.0	1034.4	1209.6	1384.8	1623.0	1749.0	90	64	1.41
986.6	1056.7	1161.7	1336.7	1511.8	1686.8	1924.8	2050.8	40	28	1.43
747.1	817.2	922.4	1097.7	1272.9	1448.0	1686.2	1812.2	80	56	1.43
845.8	915.9	1021.0	1196.2	1371.3	1546.4	1784.4	1910.5	64	44	1.45
965.5	1035.5	1140.6	1315.6	1490.7	1665.7	1903.7	2029.8	44	30	1.47
895.1	965.2	1070.2	1245.4	1420.4	1595.5	1833.6	1959.6	56	38	1.47
944.3	1014.4	1119.4	1294.5	1469.6	1644.6	1882.7	2008.7	48	32	1.50
803.2	873.4	978.5	1153.8	1328.9	1504.0	1742.2	1868.2	72	48	1.50
968.9	1039.0	1144.0	1319.1	1494.1	1669.2	1907.2	2033.2	44	29	1.52
901.9	972.0	1077.1	1252.2	1427.3	1602.4	1840.5	1966.5	56	36	1.56
972.3	1042.4	1147.4	1322.5	1497.6	1672.6	1910.7	2036.7	44	28	1.57
951.2	1021.2	1126.3	1301.4	1476.5	1651.5	1889.6	2015.6	48	30	1.60
859.3	929.5	1034.6	1209.8	1385.0	1560.1	1798.2	1924.3	64	40	1.60
710.0	780.3	885.8	1061.3	1236.7	1412.0	1650.3	1776.4	90	56	1.61
816.6	886.8	992.0	1167.3	1342.6	1517.7	1755.9	1882.0	72	44	1.64
908.7	978.8	1083.9	1259.0	1434.2	1609.3	1847.3	1973.4	56	34	1.65
954.6	1024.6	1129.7	1304.8	1479.9	1655.0	1893.0	2019.1	48	29	1.66
773.7	844.0	949.3	1124.7	1300.0	1475.3	1713.5	1839.6	80	48	1.67
866.1	936.2	1041.4	1216.6	1391.8	1566.9	1805.1	1931.1	64	38	1.68
958.0	1028.0	1133.1	1308.2	1483.3	1658.4	1896.5	2022.5	48	28	1.71
915.4	985.5	1090.7	1265.9	1441.0	1616.1	1854.2	1980.3	56	32	1.75
599.4	670.5	776.6	953.0	1128.9	1304.6	1543.3	1669.6	112	64	1.75
872.8	942.9	1048.1	1223.4	1398.6	1573.8	1811.9	1938.0	64	36	1.78
829.9	900.2	1005.5	1180.8	1356.1	1531.3	1769.6	1895.7	72	40	1.80
786.9	857.2	962.7	1138.2	1313.6	1488.8	1727.1	1853.3	80	44	1.82
922.2	992.3	1097.5	1272.7	1447.8	1623.0	1861.1	1987.2	56	30	1.87
879.5	949.6	1054.9	1230.2	1405.4	1580.6	1818.8	1944.9	64	34	1.88
736.0	806.6	912.2	1088.0	1263.5	1439.0	1677.4	1803.6	90	48	1.88
836.6	906.8	1012.2	1187.6	1362.9	1538.1	1776.4	1902.5	72	38	1.89
925.5	995.7	1100.9	1276.1	1451.3	1626.4	1864.5	1990.6	56	29	1.93
928.9	999.1	1104.2	1279.5	1454.7	1629.8	1868.0	1994.0	56	28	2.00
886.1	956.3	1061.6	1236.9	1412.2	1587.4	1825.6	1951.7	64	32	2.00
843.2	913.5	1018.8	1194.3	1369.7	1544.9	1783.2	1909.3	72	36	2.00
800.0	870.4	975.9	1151.5	1327.0	1502.4	1740.7	1866.9	80	40	2.00
624.5	695.8	802.3	979.0	1155.3	1331.1	1570.0	1696.4	112	56	2.00
749.0	819.6	925.3	1101.2	1276.9	1452.4	1690.9	1817.1	90	44	2.05
806.6	877.0	982.5	1158.2	1333.7	1509.1	1747.5	1873.7	80	38	2.11
849.8	920.1	1025.5	1201.0	1376.4	1551.7	1790.0	1916.1	72	34	2.12
892.8	963.0	1068.3	1243.7	1419.0	1594.2	1832.4	1958.5	64	30	2.13
896.1	966.4	1071.7	1247.1	1422.4	1597.6	1835.8	1961.9	64	29	2.21
813.1	883.6	989.1	1164.9	1340.4	1515.8	1754.3	1880.4	80	36	2.22
856.4	926.7	1032.1	1207.7	1383.1	1558.5	1796.8	1922.9	72	32	2.25
761.8	832.5	938.4	1114.4	1290.2	1465.8	1704.4	1830.6	90	40	2.25
	537.1	647.3	827.7	1006.2	1183.6	1423.8	1550.7	144	64	2.25
899.4	969.7	1075.0	1250.4	1425.7	1601.0	1839.3	1965.4	64	28	2.29



14 mm

CENTRE DISTANCE TABLES 14M & 14MGT

Speed ratio	Number of grooves		Theoretical centre distance in mm								
			Belt length code designation in mm								
	DriveR	DriveN	966	1190	1400	1610	1750	1778	1890	2100	2310
2.33	48	112								468.1	577.3
2.35	34	80			282.2	392.5	464.6	479.0	536.2	642.8	749.0
2.37	38	90				336.9	410.5	425.1	483.0	590.6	697.4
2.40	30	72			329.6	438.0	509.4	523.6	580.4	686.6	792.5
2.48	29	72			332.6	441.1	512.5	526.8	583.6	689.8	795.7
2.50	32	80			287.9	398.6	470.8	485.2	542.4	649.2	755.4
2.50	36	90				342.6	416.5	431.1	489.1	596.8	703.7
2.55	44	112							367.3	479.9	589.4
2.57	28	72			335.6	444.1	515.7	529.9	586.8	693.1	799.0
2.57	56	144									
2.65	34	90				348.4	422.4	437.1	495.2	603.0	710.0
2.67	30	80			293.6	404.6	476.9	491.3	548.6	655.5	761.8
2.76	29	80			296.4	407.6	480.0	494.4	551.8	658.7	765.0
2.80	40	112							378.5	491.6	601.5
2.81	32	90				354.1	428.4	443.0	501.2	609.2	716.3
2.86	28	80			299.3	410.5	483.0	497.4	554.9	661.8	768.2
2.95	38	112							384.0	497.4	607.5
3.00	30	90				359.9	434.3	448.9	507.3	615.4	722.6
3.00	48	144									
3.00	64	192									
3.10	29	90				362.7	437.2	451.9	510.3	618.5	725.7
3.11	36	112							389.6	503.2	613.5
3.21	28	90				365.6	440.1	454.9	513.3	621.6	728.9
3.27	44	144									439.2
3.29	34	112						331.3	395.1	509.0	619.5
3.43	56	192									
3.50	32	112						336.6	400.6	514.8	625.4
3.60	40	144									449.9
3.73	30	112						341.9	406.2	520.6	631.4
3.79	38	144									455.2
3.86	29	112						344.6	408.9	523.5	634.3
4.00	28	112						347.2	411.7	526.4	637.3
4.00	36	144									460.6
4.00	48	192									
4.24	34	144									465.9
4.36	44	192									
4.50	32	144									471.2
4.80	40	192									
4.80	30	144									476.5
4.97	29	144									479.2
5.05	38	192									
5.14	28	144									481.9
5.33	36	192									
5.65	34	192									
6.00	32	192									
6.40	30	192									
6.62	29	192									
6.86	28	192									

3
14 mm

CENTRE DISTANCE TABLES 14M & 14MGT

Theoretical centre distance in mm								Number of grooves		Speed ratio
Belt length code designation in mm								DriveN	DriveR	
2450	2590	2800	3150	3500	3850	4326	4578			
649.3	720.8	827.7	1004.9	1181.4	1357.5	1596.6	1723.1	112	48	2.12
819.6	890.1	995.7	1171.5	1347.1	1522.5	1761.0	1887.2	80	34	2.35
768.2	839.0	944.9	1121.0	1296.8	1472.4	1711.1	1837.3	90	38	2.37
862.9	933.3	1038.8	1214.4	1389.8	1565.2	1803.6	1929.7	72	30	2.40
866.2	936.6	1042.1	1217.7	1393.2	1568.6	1807.0	1933.1	72	29	2.48
826.1	896.6	1002.3	1178.1	1353.8	1529.3	1767.8	1894.0	80	32	2.50
774.6	845.4	951.4	1127.6	1303.4	1479.1	1717.8	1844.1	90	36	2.50
661.6	733.3	840.3	1017.7	1194.4	1370.6	1609.9	1736.4	112	44	2.55
869.5	939.9	1045.4	1221.1	1396.6	1571.9	1810.3	1936.5	72	28	2.57
484.8	560.3	671.1	852.3	1031.3	1209.1	1449.7	1576.8	144	56	2.57
781.0	851.8	957.9	1134.1	1310.1	1485.8	1724.5	1850.8	90	34	2.65
832.5	903.1	1008.8	1184.8	1360.4	1536.0	1774.5	1900.7	80	30	2.67
835.8	906.4	1012.1	1188.1	1363.8	1539.3	1777.9	1904.1	80	29	2.76
673.8	745.7	852.9	1030.5	1207.3	1383.7	1623.1	1749.6	112	40	2.80
787.4	858.3	964.3	1140.7	1316.7	1492.4	1731.2	1857.5	90	32	2.81
839.0	909.6	1015.4	1191.4	1367.1	1542.6	1781.2	1907.5	80	28	2.86
679.9	751.8	859.1	1036.9	1213.8	1390.2	1629.7	1756.3	112	38	2.95
793.7	864.6	970.8	1147.2	1323.2	1499.0	1737.9	1864.2	90	30	3.00
507.2	583.3	694.8	876.8	1056.3	1234.4	1475.5	1602.7	144	48	3.00
			611.2	802.8	987.5	1233.9	1363.1	192	64	3.00
796.9	867.8	974.0	1150.5	1326.5	1502.3	1741.2	1867.6	90	29	3.10
686.0	758.0	865.4	1043.2	1220.2	1396.7	1636.2	1762.9	112	36	3.11
800.0	871.0	977.2	1153.7	1329.8	1505.7	1744.5	1870.9	90	28	3.21
518.3	594.8	706.6	888.9	1068.7	1247.0	1488.3	1615.6	144	44	3.27
692.1	764.1	871.6	1049.6	1226.7	1403.2	1642.8	1769.5	112	34	3.29
			633.0	825.7	1011.2	1258.3	1387.8	192	56	3.43
698.1	770.3	877.8	1055.9	1233.1	1409.7	1649.4	1776.0	112	32	3.50
529.4	606.1	718.3	901.0	1081.1	1259.6	1501.1	1628.5	144	40	3.60
704.2	776.4	884.1	1062.2	1239.5	1416.2	1655.9	1782.6	112	30	3.73
535.0	611.8	724.1	907.1	1087.2	1265.9	1507.5	1634.9	144	38	3.79
707.2	779.5	887.2	1065.4	1242.7	1419.4	1659.2	1785.9	112	29	3.86
			1068.6	1245.9	1422.7	1662.5	1789.2	112	28	4.00
540.5	617.5	730.0	913.1	1093.4	1272.2	1513.8	1641.3	144	36	4.00
			654.7	848.6	1034.8	1282.7	1412.4	192	48	4.00
546.0	623.1	735.8	919.1	1099.6	1278.4	1520.2	1647.7	144	34	4.24
			665.5	860.0	1046.6	1294.8	1424.7	192	44	4.36
551.5	628.8	741.6	925.1	1105.7	1284.7	1526.6	1654.1	144	32	4.50
			676.3	871.3	1058.3	1306.9	1436.9	192	40	4.80
557.0	634.4	747.4	931.1	1111.9	1290.9	1532.9	1660.5	144	30	4.80
559.8	637.3	750.3	934.1	1114.9	1294.0	1536.1	1663.7	144	29	4.97
			681.7	877.0	1064.2	1312.9	1443.0	192	38	5.05
562.5	640.1	753.2	937.1	1118.0	1297.2	1539.2	1666.9	144	28	5.14
			687.0	882.6	1070.0	1318.9	1449.1	192	36	5.33
			692.4	888.3	1075.9	1324.9	1455.2	192	34	5.65
			697.8	893.9	1081.7	1331.0	1461.3	192	32	6.00
			703.1	899.6	1087.5	1337.0	1467.4	192	30	6.40
			705.8	902.4	1090.4	1340.0	1470.4	192	29	6.62
			708.5	905.2	1093.3	1343.0	1473.5	192	28	6.86



CENTRE DISTANCE TABLES 20M

Speed ratio	Number of grooves		Theoretical centre distance in mm							
	DriveR	DriveN	Belt length code designation in mm							
			2000	2500	3400	3800	4200	4600	5000	5200
1.00	34	34	660.0	910.0	1360.0	1560.0	1760.0	1960.0	2160.0	2260.0
1.00	36	36	640.0	890.0	1340.0	1540.0	1740.0	1940.0	2140.0	2240.0
1.00	38	38	620.0	870.0	1320.0	1520.0	1720.0	1920.0	2120.0	2220.0
1.00	40	40	600.0	850.0	1300.0	1500.0	1700.0	1900.0	2100.0	2200.0
1.00	44	44	560.0	810.0	1260.0	1460.0	1660.0	1860.0	2060.0	2160.0
1.00	48	48	520.0	770.0	1220.0	1420.0	1620.0	1820.0	2020.0	2120.0
1.00	52	52	480.0	730.0	1180.0	1380.0	1580.0	1780.0	1980.0	2080.0
1.00	56	56	440.0	690.0	1140.0	1340.0	1540.0	1740.0	1940.0	2040.0
1.00	60	60		650.0	1100.0	1300.0	1500.0	1700.0	1900.0	2000.0
1.00	64	64		610.0	1060.0	1260.0	1460.0	1660.0	1860.0	1960.0
1.05	38	40	610.0	860.0	1310.0	1510.0	1710.0	1910.0	2110.0	2210.0
1.06	34	36	650.0	900.0	1350.0	1550.0	1750.0	1950.0	2150.0	2250.0
1.06	36	38	630.0	880.0	1330.0	1530.0	1730.0	1930.0	2130.0	2230.0
1.06	64	68		589.9	1039.9	1239.9	1439.9	1640.0	1840.0	1940.0
1.07	56	60	419.8	669.9	1119.9	1319.9	1519.9	1720.0	1920.0	2020.0
1.08	48	52	499.8	749.9	1199.9	1399.9	1599.9	1800.0	2000.0	2100.0
1.08	52	56	459.8	709.9	1159.9	1359.9	1559.9	1760.0	1960.0	2060.0
1.09	44	48	539.8	789.9	1239.9	1439.9	1640.0	1840.0	2040.0	2140.0
1.10	40	44	579.9	829.9	1279.9	1479.9	1680.0	1880.0	2080.0	2180.0
1.11	36	40	619.9	869.9	1319.9	1519.9	1720.0	1920.0	2120.0	2220.0
1.12	34	38	639.9	889.9	1339.9	1539.9	1740.0	1940.0	2140.0	2240.0
1.13	60	68		609.5	1059.7	1259.7	1459.8	1659.8	1859.8	1959.8
1.14	56	64		649.5	1099.7	1299.8	1499.8	1699.8	1899.8	1999.8
1.15	52	60	439.3	689.5	1139.7	1339.8	1539.8	1739.8	1939.8	2039.8
1.16	38	44	589.7	839.8	1289.9	1489.9	1689.9	1889.9	2089.9	2189.9
1.17	48	56	479.3	729.6	1179.7	1379.8	1579.8	1779.8	1979.8	2079.8
1.18	44	52	519.4	769.6	1219.7	1419.8	1619.8	1819.8	2019.8	2119.8
1.18	34	40	629.7	879.8	1329.9	1529.9	1729.9	1929.9	2129.9	2229.9
1.20	60	72		588.8	1039.3	1239.4	1439.5	1639.6	1839.6	1939.6
1.20	40	48	559.4	809.6	1259.7	1459.8	1659.8	1859.8	2059.8	2159.8
1.21	56	68		628.8	1079.3	1279.4	1479.5	1679.6	1879.6	1979.6
1.22	36	44	599.5	849.6	1299.8	1499.8	1699.8	1899.8	2099.8	2199.9
1.23	52	64	418.3	668.9	1119.3	1319.4	1519.5	1719.6	1919.6	2019.6
1.25	48	60	458.4	709.0	1159.4	1359.5	1559.5	1759.6	1959.6	2059.6
1.26	38	48	569.1	819.4	1269.6	1469.7	1669.7	1869.7	2069.8	2169.8
1.27	44	56	498.5	749.0	1199.4	1399.5	1599.5	1799.6	1999.6	2099.7
1.29	56	72		607.9	1058.8	1259.0	1459.1	1659.2	1859.3	1959.3
1.29	34	44	609.2	859.4	1309.6	1509.7	1709.7	1909.7	2109.8	2209.8
1.30	40	52	538.6	789.1	1239.4	1439.5	1639.6	1839.6	2039.6	2139.7
1.31	52	68		648.0	1098.8	1299.0	1499.1	1699.2	1899.3	1999.4
1.33	60	80		546.3	998.0	1198.3	1398.6	1598.7	1798.9	1898.9
1.33	36	48	578.7	829.1	1279.4	1479.5	1679.6	1879.6	2079.6	2179.7
1.33	48	64	437.0	688.1	1138.9	1339.0	1539.2	1739.3	1939.3	2039.4
1.36	44	60	477.3	728.2	1178.9	1379.1	1579.2	1779.3	1979.3	2079.4
1.37	38	52	548.2	798.8	1249.2	1449.3	1649.4	1849.5	2049.5	2149.5
1.38	52	72		626.8	1078.1	1278.4	1478.6	1678.8	1878.9	1979.0
1.40	40	56	517.5	768.3	1218.9	1419.1	1619.2	1819.3	2019.4	2119.4
1.41	34	48	588.3	838.8	1289.2	1489.3	1689.4	1889.5	2089.5	2189.5
1.42	48	68	415.1	667.0	1118.2	1318.5	1518.7	1718.8	1918.9	2019.0
1.43	56	80		564.8	1017.1	1217.6	1417.9	1618.2	1818.4	1918.5

3
20 mm

CENTRE DISTANCE TABLES 20M

Theoretical centre distance in mm							Number of grooves		Speed ratio
Belt length code designation in mm							DriveN	DriveR	
5400	5600	5800	6000	6200	6400	6600			
2360.0	2460.0	2560.0	2660.0	2760.0	2860.0	2960.0	34	34	1.00
2340.0	2440.0	2540.0	2640.0	2740.0	2840.0	2940.0	36	36	1.00
2320.0	2420.0	2520.0	2620.0	2720.0	2820.0	2920.0	38	38	1.00
2300.0	2400.0	2500.0	2600.0	2700.0	2800.0	2900.0	40	40	1.00
2260.0	2360.0	2460.0	2560.0	2660.0	2760.0	2860.0	44	44	1.00
2220.0	2320.0	2420.0	2520.0	2620.0	2720.0	2820.0	48	48	1.00
2180.0	2280.0	2380.0	2480.0	2580.0	2680.0	2780.0	52	52	1.00
2140.0	2240.0	2340.0	2440.0	2540.0	2640.0	2740.0	56	56	1.00
2100.0	2200.0	2300.0	2400.0	2500.0	2600.0	2700.0	60	60	1.00
2060.0	2160.0	2260.0	2360.0	2460.0	2560.0	2660.0	64	64	1.00
2310.0	2410.0	2510.0	2610.0	2710.0	2810.0	2910.0	40	38	1.05
2350.0	2450.0	2550.0	2650.0	2750.0	2850.0	2950.0	36	34	1.06
2330.0	2430.0	2530.0	2630.0	2730.0	2830.0	2930.0	38	36	1.06
2040.0	2140.0	2240.0	2340.0	2440.0	2540.0	2640.0	68	64	1.06
2120.0	2220.0	2320.0	2420.0	2520.0	2620.0	2720.0	60	56	1.07
2200.0	2300.0	2400.0	2500.0	2600.0	2700.0	2800.0	52	48	1.08
2160.0	2260.0	2360.0	2460.0	2560.0	2660.0	2760.0	56	52	1.08
2240.0	2340.0	2440.0	2540.0	2640.0	2740.0	2840.0	48	44	1.09
2280.0	2380.0	2480.0	2580.0	2680.0	2780.0	2880.0	44	40	1.10
2320.0	2420.0	2520.0	2620.0	2720.0	2820.0	2920.0	40	36	1.11
2340.0	2440.0	2540.0	2640.0	2740.0	2840.0	2940.0	38	34	1.12
2059.8	2159.8	2259.9	2359.9	2459.9	2559.9	2659.9	68	60	1.13
2099.8	2199.9	2299.9	2399.9	2499.9	2599.9	2699.9	64	56	1.14
2139.8	2239.9	2339.9	2439.9	2539.9	2639.9	2739.9	60	52	1.15
2289.9	2389.9	2489.9	2589.9	2689.9	2789.9	2889.9	44	38	1.13
2179.9	2279.9	2379.9	2479.9	2579.9	2679.9	2779.9	56	48	1.17
2219.9	2319.9	2419.9	2519.9	2619.9	2719.9	2819.9	52	44	1.18
2329.9	2429.9	2529.9	2629.9	2729.9	2829.9	2929.9	40	34	1.18
2039.6	2139.7	2239.7	2339.7	2439.7	2539.7	2639.7	72	60	1.20
2259.9	2359.9	2459.9	2559.9	2659.9	2759.9	2859.9	48	40	1.20
2079.6	2179.7	2279.7	2379.7	2479.7	2579.7	2679.7	68	56	1.21
2299.9	2399.9	2499.9	2599.9	2699.9	2799.9	2899.9	44	36	1.22
2119.7	2219.7	2319.7	2419.7	2519.7	2619.7	2719.7	64	52	1.23
2159.7	2259.7	2359.7	2459.7	2559.7	2659.7	2759.7	60	48	1.25
2269.8	2369.8	2469.8	2569.8	2669.8	2769.8	2869.8	48	38	1.26
2199.7	2299.7	2399.7	2499.7	2599.7	2699.7	2799.7	56	44	1.27
2059.4	2159.4	2259.4	2359.5	2459.5	2559.5	2659.5	72	56	1.29
2309.8	2409.8	2509.8	2609.8	2709.8	2809.8	2909.8	44	34	1.29
2239.7	2339.7	2439.7	2539.7	2639.7	2739.7	2839.7	52	40	1.30
2099.4	2199.4	2299.4	2399.5	2499.5	2599.5	2699.5	68	52	1.31
1999.0	2099.0	2199.1	2299.1	2399.2	2499.2	2599.2	80	60	1.33
2279.7	2379.7	2479.7	2579.7	2679.7	2779.7	2879.7	48	36	1.33
2139.4	2239.4	2339.4	2439.5	2539.5	2639.5	2739.5	64	48	1.33
2179.4	2279.4	2379.5	2479.5	2579.5	2679.5	2779.5	60	44	1.36
2249.6	2349.6	2449.6	2549.6	2649.6	2749.6	2849.7	52	38	1.37
2079.0	2179.1	2279.1	2379.1	2479.2	2579.2	2679.2	72	52	1.38
2219.4	2319.4	2419.5	2519.5	2619.5	2719.5	2819.5	56	40	1.40
2289.6	2389.6	2489.6	2589.6	2689.6	2789.6	2889.7	48	34	1.41
2119.0	2219.1	2319.1	2419.2	2519.2	2619.2	2719.3	68	48	1.42
2018.6	2118.6	2218.7	2318.7	2418.8	2518.8	2618.9	80	56	1.43



CENTRE DISTANCE TABLES 20M

Speed ratio	Number of grooves		Theoretical centre distance in mm							
			Belt length code designation in mm							
	DriveR	DriveN	2000	2500	3400	3800	4200	4600	5000	5200
1.44	36	52	557.7	808.4	1259.0	1459.1	1659.2	1859.3	2059.4	2159.4
1.45	44	64	455.5	707.1	1158.3	1358.5	1558.7	1758.8	1959.0	2059.0
1.47	38	56	526.9	777.9	1228.7	1428.9	1629.0	1829.1	2029.2	2129.2
1.50	40	60	495.9	747.3	1198.3	1398.6	1598.7	1798.9	1999.0	2099.0
1.50	48	72		645.5	1097.3	1297.8	1498.1	1698.3	1898.5	1998.5
1.50	60	90			945.2	1146.0	1346.6	1547.1	1747.4	1847.5
1.53	34	52	567.1	818.0	1268.7	1468.9	1669.0	1869.1	2069.2	2169.2
1.54	52	80		583.2	1036.2	1236.8	1437.2	1637.6	1837.8	1938.0
1.55	44	68	433.2	685.7	1137.4	1337.8	1538.1	1738.3	1938.5	2038.6
1.56	36	56	536.2	787.4	1238.4	1438.6	1638.8	1838.9	2039.0	2139.1
1.58	38	60	505.1	756.8	1208.0	1408.3	1608.5	1808.6	2008.8	2108.8
1.60	40	64	473.8	726.0	1177.5	1377.9	1578.2	1778.4	1978.5	2078.6
1.61	56	90		508.4	963.9	1165.0	1365.7	1566.3	1766.7	1866.9
1.64	44	72	410.3	664.0	1116.4	1317.0	1517.4	1717.7	1917.9	2018.0
1.65	34	56	545.5	796.9	1248.0	1448.3	1648.5	1848.7	2048.8	2148.9
1.67	36	60	514.3	766.2	1217.6	1417.9	1618.2	1818.4	2018.6	2118.6
1.67	48	80		601.4	1055.1	1255.9	1456.4	1656.9	1857.2	1957.3
1.68	38	64	482.9	735.3	1187.1	1387.5	1587.8	1788.1	1988.3	2088.4
1.70	40	68	451.2	704.4	1156.6	1357.1	1557.4	1757.7	1958.0	2058.1
1.73	52	90		526.0	982.5	1183.8	1384.7	1585.4	1785.9	1886.1
1.76	34	60	523.4	775.6	1227.2	1427.6	1627.9	1828.1	2028.3	2128.4
1.78	36	64	491.9	744.7	1196.7	1397.2	1597.5	1797.8	1998.0	2098.1
1.79	38	68	460.1	713.6	1166.1	1366.7	1567.1	1767.4	1967.7	2067.8
1.80	40	72	427.8	682.4	1135.4	1336.1	1536.6	1737.0	1937.3	2037.5
1.82	44	80		619.4	1073.9	1274.8	1475.5	1676.1	1876.5	1976.7
1.87	60	112			823.3	1026.6	1228.8	1430.4	1631.6	1732.1
1.88	34	64	500.9	753.9	1206.2	1406.8	1607.2	1807.5	2007.7	2107.8
1.88	48	90		543.5	1001.1	1202.6	1403.6	1604.4	1805.0	1905.3
1.89	36	68	468.9	722.8	1175.6	1376.2	1576.7	1777.1	1977.4	2077.5
1.89	38	72	436.5	691.5	1144.9	1345.6	1546.2	1746.6	1947.0	2047.1
2.00	34	68	477.7	732.0	1185.1	1385.8	1586.3	1786.7	1987.1	2087.2
2.00	36	72	445.2	700.6	1154.3	1355.2	1555.8	1756.3	1956.6	2056.8
2.00	40	80		637.2	1092.6	1293.7	1494.6	1695.2	1895.7	1995.9
2.00	56	112			841.0	1044.8	1247.2	1449.0	1650.4	1750.9
2.05	44	90		560.8	1019.5	1221.2	1422.5	1623.4	1824.1	1924.4
2.11	38	80		646.1	1101.9	1303.1	1504.1	1704.8	1905.3	2005.5
2.12	34	72	453.8	709.7	1163.7	1364.6	1565.3	1765.9	1966.3	2066.5
2.15	52	112			858.7	1062.8	1265.6	1467.6	1669.1	1769.7
2.22	36	80	394.9	655.0	1111.2	1312.5	1513.5	1714.3	1914.9	2015.1
2.25	40	90		577.9	1037.8	1239.8	1441.2	1642.3	1843.1	1943.5
2.33	48	112			876.2	1080.7	1283.8	1486.0	1687.7	1788.4
2.35	34	80	403.1	663.8	1120.4	1321.9	1523.0	1723.8	1924.4	2024.7
2.37	38	90		586.5	1046.9	1249.0	1450.5	1651.7	1852.6	1953.0
2.40	60	144				836.9	1045.6	1251.3	1455.4	1557.0
2.50	36	90		595.0	1056.0	1258.2	1459.9	1661.1	1862.1	1962.5
2.55	44	112			893.7	1098.6	1302.0	1504.4	1706.3	1807.0
2.57	56	144				853.6	1062.9	1269.0	1473.3	1575.0
2.65	34	90		603.5	1065.0	1267.4	1469.2	1670.5	1871.5	1971.9
2.77	52	144			653.2	870.2	1080.1	1286.5	1491.2	1593.0
2.80	60	168					893.0	1106.1	1314.8	1418.1

3
20 mm

CENTRE DISTANCE TABLES 20M

Theoretical centre distance in mm							Number of grooves		Speed ratio
Belt length code designation in mm							DriveN	DriveR	
5400	5600	5800	6000	6200	6400	6600			
2259.4	2359.5	2459.5	2559.5	2659.5	2759.5	2859.5	52	36	1.44
2159.1	2259.1	2359.1	2459.2	2559.2	2659.2	2759.3	64	44	1.45
2229.3	2329.3	2429.3	2526.4	2629.4	2729.4	2829.4	56	38	1.47
2199.1	2299.1	2399.2	2499.2	2599.2	2699.2	2799.3	60	40	1.50
2098.6	2198.7	2298.7	2398.8	2498.8	2598.9	2698.9	72	48	1.50
1947.7	2047.8	2147.9	2248.0	2348.1	2448.1	2548.2	90	60	1.50
2269.3	2369.3	2469.3	2569.4	2669.4	2769.4	2869.4	52	34	1.53
2038.1	2138.1	2238.2	2338.3	2438.4	2538.4	2638.5	80	52	1.54
2138.6	2238.7	2338.8	2438.8	2538.9	2638.9	2738.9	68	44	1.55
2239.1	2339.1	2439.2	2539.2	2639.2	2739.3	2839.3	56	36	1.41
2208.9	2308.9	2409.0	2509.0	2609.1	2709.1	2809.1	60	38	1.58
2178.7	2278.7	2378.8	2478.8	2578.9	2678.9	2778.9	64	40	1.60
1967.0	2067.2	2167.3	2267.4	2367.5	2467.6	2567.7	90	56	1.61
2118.1	2218.2	2318.3	2418.4	2518.4	2618.5	2718.5	72	44	1.64
2248.9	2349.0	2449.0	2549.0	2649.1	2749.1	2849.1	56	34	1.65
2218.7	2318.7	2418.8	2518.8	2618.9	2718.9	2819.0	60	36	1.67
2057.5	2157.6	2257.7	2357.8	2457.9	2558.0	2658.0	80	48	1.67
2188.4	2288.5	2388.6	2488.6	2588.7	2688.7	2788.8	64	38	1.68
2158.2	2258.2	2358.3	2458.4	2558.4	2658.5	2758.6	68	40	1.70
1986.3	2086.5	2186.7	2286.8	2386.9	2487.1	2587.2	90	52	1.73
2228.5	2328.5	2428.6	2528.6	2628.7	2728.7	2828.8	60	34	1.76
2198.2	2298.3	2398.3	2498.4	2598.5	2698.5	2798.6	64	36	1.78
2167.9	2268.0	2368.1	2468.2	2568.2	2668.3	2768.4	68	38	1.79
2137.6	2237.7	2337.8	2437.9	2538.0	2638.0	2738.1	72	40	1.80
2076.8	2177.0	2277.1	2377.2	2477.3	2577.5	2677.5	80	44	1.82
1832.5	1932.9	2033.3	2133.6	2233.9	2334.1	2434.4	112	60	1.87
2207.9	2308.0	2408.1	2508.2	2608.3	2708.3	2808.4	64	34	1.88
2005.5	2105.8	2205.9	2306.1	2406.3	2506.4	2606.6	90	48	1.88
2177.6	2277.7	2377.8	2477.9	2578.0	2678.1	2778.1	68	36	1.89
2147.3	2247.4	2347.5	2447.6	2547.7	2647.8	2747.9	72	38	1.89
2187.3	2287.4	2387.5	2487.6	2587.7	2687.8	2787.9	68	34	2.00
2157.0	2257.1	2357.2	2457.3	2557.4	2657.5	2757.6	72	36	2.00
2096.1	2196.3	2296.5	2396.6	2496.8	2596.9	2697.0	80	40	2.00
1851.4	1951.9	2052.3	2152.6	2252.9	2353.2	2453.5	112	56	2.00
2024.7	2125.0	2225.2	2325.4	2425.6	2525.8	2625.9	90	44	2.05
2105.8	2205.9	2306.1	2406.3	2506.4	2606.6	2706.7	80	38	2.11
2166.6	2266.8	2366.9	2467.0	2567.1	2667.3	2767.4	72	34	2.12
1870.2	1970.7	2071.2	2171.6	2272.0	2372.3	2472.6	112	52	2.15
2115.4	2215.6	2315.8	2415.9	2516.1	2616.3	2716.4	80	36	2.22
2043.8	2144.1	2244.4	2344.6	2444.8	2545.0	2645.2	90	40	2.25
1889.0	1989.6	2090.1	2190.5	2290.9	2391.3	2491.7	112	48	2.33
2125.0	2225.2	2325.4	2425.6	2525.8	2625.9	2726.1	80	34	2.35
2053.3	2153.6	2253.9	2354.2	2454.4	2554.6	2654.8	90	38	2.37
1658.4	1759.6	1860.8	1961.8	2062.6	2163.5	2264.2	144	60	2.40
2062.8	2163.2	2263.5	2363.7	2464.0	2564.2	2664.5	90	36	2.50
1907.7	2008.3	2108.9	2209.4	2309.9	2410.3	2510.7	112	44	2.55
1676.5	1777.9	1879.1	1980.2	2081.1	2182.0	2282.8	144	56	2.57
2072.3	2172.7	2273.0	2373.3	2473.6	2573.8	2674.1	90	34	2.65
1694.6	1796.1	1897.4	1998.5	2099.5	2200.5	2301.3	144	52	2.77
1521.0	1623.5	1725.6	1827.6	1929.3	2030.8	2132.2	168	60	2.80



CENTRE DISTANCE TABLES 20M

Speed ratio	Number of grooves		Theoretical centre distance in mm							
	DriveR	DriveN	Belt length code designation in mm							
			2000	2500	3400	3800	4200	4600	5000	5200
2.80	40	112			911.0	1116.4	1320.1	1522.7	1724.8	1825.6
2.95	38	112			919.7	1125.3	1329.1	1531.9	1734.0	1834.9
3.00	48	144			668.9	886.8	1097.2	1304.0	1509.0	1610.9
3.00	56	168					909.2	1122.9	1332.0	1435.5
3.00	64	192						929.1	1146.8	1253.2
3.11	36	112			928.3	1134.1	1338.1	1541.0	1743.2	1844.1
3.20	60	192						944.9	1163.3	1269.8
3.23	52	168					925.3	1139.6	1349.1	1452.8
3.27	44	144			684.6	903.3	1114.2	1321.5	1526.7	1628.8
3.29	34	112			936.9	1142.9	1347.1	1550.1	1752.4	1853.3
3.38	64	216							977.6	1090.8
3.43	56	192						960.7	1179.6	1286.5
3.50	48	168				715.4	941.4	1156.3	1366.2	1470.1
3.60	40	144			700.2	919.8	1131.2	1338.9	1544.4	1646.6
3.60	60	216							993.0	1106.6
3.69	52	192						976.4	1196.0	1303.0
3.79	38	144			708.0	928.0	1139.7	1347.5	1553.2	1655.5
3.82	44	168					730.5	957.4	1172.9	1383.3
3.86	56	216							1008.4	1122.3
4.00	36	144			715.7	936.1	1148.1	1356.2	1562.0	1664.4
4.00	48	192						992.1	1212.3	1319.6
4.15	52	216							1023.8	1138.0
4.20	40	168					745.6	973.4	1189.5	1504.5
4.24	34	144			723.5	944.3	1156.6	1364.8	1570.8	1673.2
4.36	44	192						771.0	1007.7	1228.5
4.42	38	168					753.2	981.4	1197.8	1408.8
4.50	48	216							1039.1	1153.7
4.67	36	168					760.7	989.4	1206.0	1417.2
4.80	40	192						785.7	1023.3	1244.7
4.91	44	216							1054.4	1169.3
4.94	34	168					768.2	997.3	1214.3	1425.7
5.05	38	192						793.0	1031.1	1252.8
5.33	36	192						800.3	1038.9	1260.9
5.40	40	216							1069.6	1184.9
5.65	34	192						807.6	1046.7	1269.0
5.68	38	216							827.0	1077.2
6.00	36	216							834.1	1084.8
6.35	34	216							841.3	1092.4

3
20 mm

CENTRE DISTANCE TABLES 20M

Theoretical centre distance in mm							Number of grooves		Speed ratio
Belt length code designation in mm							DriveN	DriveR	
5400	5600	5800	6000	6200	6400	6600			
1926.4	2027.0	2127.6	2228.2	2328.7	2429.2	2529.6	112	40	2.80
1935.7	2036.4	2137.0	2237.6	2338.1	2438.6	2539.1	112	38	2.95
1712.7	1814.2	1915.6	2016.8	2117.9	2218.9	2319.8	144	48	3.00
1538.5	1641.1	1743.4	1845.5	1947.3	2048.9	2150.4	168	56	3.00
1358.4	1462.9	1566.7	1670.0	1773.0	1875.6	1977.9	192	64	3.00
1944.9	2045.7	2146.4	2247.0	2347.5	2448.0	2548.5	112	36	3.11
1375.3	1479.9	1583.9	1687.4	1790.5	1893.2	1995.6	192	60	3.20
1556.0	1658.7	1761.1	1863.3	1965.2	2066.9	2168.5	168	52	3.23
1730.6	1832.3	1933.7	2035.1	2136.2	2237.3	2338.3	144	44	3.27
1954.2	2055.0	2155.7	2256.3	2356.9	2457.4	2557.9	112	34	3.29
1201.2	1309.6	1416.5	1522.5	1627.5	1732.0	1835.9	216	64	3.38
1392.1	1497.0	1601.1	1704.7	1807.9	1910.7	2013.3	192	56	3.43
1573.4	1676.3	1778.8	1881.1	1983.1	2084.9	2186.6	168	48	3.50
1748.6	1850.3	1951.9	2053.3	2154.5	2255.7	2356.7	144	40	3.60
1217.2	1325.9	1433.1	1539.2	1644.4	1749.0	1853.1	216	60	3.60
1408.9	1513.9	1618.2	1722.0	1825.3	1928.3	2030.9	192	52	3.69
1757.5	1859.3	1960.9	2062.3	2163.6	2264.8	2365.9	144	38	3.79
1590.8	1693.8	1796.5	1898.8	2000.9	2102.8	2204.6	168	44	3.82
1233.3	1342.2	1449.6	1555.9	1661.3	1766.0	1870.2	216	56	3.86
1766.4	1868.3	1969.9	2071.4	2172.7	2274.0	2375.1	144	36	4.00
1425.7	1530.9	1635.3	1739.2	1842.7	1945.8	2048.5	192	48	4.00
1249.3	1358.4	1466.0	1572.5	1678.1	1783.0	1887.3	216	52	4.15
1608.1	1711.3	1814.0	1916.5	2018.7	2120.7	2222.5	168	40	4.20
1775.4	1877.3	1978.9	2080.5	2181.8	2283.1	2384.2	144	34	4.24
1442.4	1547.7	1652.4	1756.4	1860.0	1963.2	2066.1	192	44	4.36
1616.7	1720.0	1822.8	1925.4	2027.6	2129.7	2231.5	168	38	4.42
1265.2	1374.6	1482.5	1589.1	1694.9	1800.0	1904.4	216	48	4.50
1625.4	1728.7	1831.6	1934.2	2036.5	2138.6	2240.5	168	36	4.67
1459.0	1564.6	1669.4	1773.6	1877.3	1980.6	2083.6	192	40	4.80
1281.1	1390.8	1498.8	1605.7	1711.7	1816.9	1921.5	216	44	4.91
1634.0	1737.4	1840.3	1943.0	2045.4	2147.5	2249.4	168	34	4.94
1467.3	1573.0	1677.9	1782.1	1885.9	1989.3	2092.3	192	38	5.05
1475.6	1581.4	1686.3	1790.7	1894.5	1998.0	2101.0	192	36	5.33
1297.0	1406.9	1515.2	1622.3	1728.4	1833.7	1938.5	216	40	5.40
1483.9	1589.8	1694.8	1799.2	1903.2	2006.6	2109.8	192	34	5.65
1304.9	1415.0	1523.4	1630.5	1736.7	1842.2	1947.0	216	38	5.68
1312.9	1423.0	1531.5	1638.8	1745.1	1850.6	1955.4	216	36	6.00
1320.8	1431.1	1539.7	1647.0	1753.4	1859.0	1963.9	216	34	6.35



CENTRE DISTANCE TABLES MXL

Speed ratio	Number of grooves		Theoretical centre distance in mm						
	DriveR	DriveN	Belt code						
			360MXL	440MXL	480MXL	640MXL	880MXL	1120MXL	1400MXL
			Number of teeth						
			45	55	60	80	110	140	175
1.00	10	10	35.6	45.7	50.8	71.1	101.6	132.1	167.6
1.00	11	11	34.5	44.7	49.8	70.1	100.6	131.1	166.6
1.00	12	12	33.5	43.7	48.8	69.1	99.6	130.0	165.6
1.00	14	14	31.5	41.7	46.7	67.1	97.5	128.0	163.6
1.00	15	15	30.5	40.6	45.7	66.0	96.5	127.0	162.6
1.00	16	16	29.5	39.6	44.7	65.0	95.5	126.0	161.5
1.00	18	18	27.4	37.6	42.7	63.0	93.5	124.0	159.5
1.00	20	20	25.4	35.6	40.6	61.0	91.4	121.9	157.5
1.00	21	21	24.4	34.5	39.6	59.9	90.4	120.9	156.5
1.00	22	22	23.4	33.5	38.6	58.9	89.4	119.9	155.4
1.00	24	24		31.5	36.6	56.9	87.4	117.9	153.4
1.00	28	28		27.4	32.5	52.8	83.3	113.8	149.4
1.00	30	30			30.5	50.8	81.3	111.8	147.3
1.00	32	32			28.4	48.8	79.2	109.7	145.3
1.00	36	36				44.7	75.2	105.7	141.2
1.00	40	40				40.6	71.1	101.6	137.2
1.00	42	42				38.6	69.1	99.6	135.1
1.00	44	44				36.6	67.1	97.5	133.1
1.00	48	48					63.0	93.5	129.0
1.00	60	60					50.8	81.3	116.8
1.00	72	72						69.1	104.6
1.05	20	21	24.9	35.1	40.1	60.5	90.9	121.4	157.0
1.05	21	22	23.9	34.0	39.1	59.4	89.9	120.4	156.0
1.07	14	15	31.0	41.1	46.2	66.5	97.0	127.5	163.1
1.07	15	16	30.0	40.1	45.2	65.5	96.0	126.5	162.1
1.07	28	30		26.4	31.5	51.8	82.3	112.8	148.3
1.07	30	32			29.5	49.8	80.3	110.7	146.3
1.09	11	12	34.0	44.2	49.3	69.6	100.1	130.6	166.1
1.09	22	24	22.3	32.5	37.6	57.9	88.4	118.9	154.4
1.10	10	11	35.1	45.2	50.3	70.6	101.1	131.6	167.1
1.10	20	22	24.4	34.5	39.6	59.9	90.4	120.9	156.5
1.11	18	20	26.4	36.6	41.7	62.0	92.5	122.9	158.5
1.13	16	18	28.4	38.6	43.7	64.0	94.5	125.0	160.5
1.14	14	16	30.5	40.6	45.7	66.0	96.5	127.0	162.6
1.14	21	24	22.8	33.0	38.1	58.4	88.9	119.4	154.9
1.14	28	32			30.5	50.8	81.3	111.8	147.3
1.17	12	14	32.5	42.7	47.7	68.1	98.5	129.0	164.6
1.17	18	21	25.9	36.1	41.1	61.5	91.9	122.4	158.0
1.17	24	28		29.4	34.5	54.8	85.3	115.8	151.4
1.20	10	12	34.5	44.7	49.8	70.1	100.6	131.1	166.6
1.20	15	18	28.9	39.1	44.2	64.5	95.0	125.5	161.0
1.20	20	24	23.3	33.5	38.6	58.9	89.4	119.9	155.4
1.20	30	36			27.4	47.7	78.2	108.7	144.3
1.22	18	22	25.4	35.5	40.6	60.9	91.4	121.9	157.5
1.25	12	15	32.0	42.2	47.2	67.6	98.0	128.5	164.1
1.25	16	20	27.4	37.6	42.7	63.0	93.5	123.9	159.5
1.25	24	30		28.4	33.5	53.8	84.3	114.8	150.4
1.27	11	14	33.0	43.2	48.3	68.6	99.1	129.5	165.1



CENTRE DISTANCE TABLES MXL

Speed ratio	Number of grooves		Theoretical centre distance in mm							
	DriveR	DriveN	Belt code							
			360MXL	440MXL	480MXL	640MXL	880MXL	1120MXL	1400MXL	
			Number of teeth							
		45	55	60	80	110	140	175		
1.27	22	28		30.4	35.5	55.8	86.3	116.8	152.4	
1.29	14	18	29.4	39.6	44.7	65.0	95.5	126.0	161.5	
1.29	28	36			28.3	48.7	79.2	109.7	145.3	
1.31	16	21	26.9	37.0	42.1	62.5	92.9	123.4	159.0	
1.33	12	16	31.5	41.6	46.7	67.0	97.5	128.0	163.6	
1.33	15	20	27.9	38.1	43.1	63.5	94.0	124.4	160.0	
1.33	18	24	24.3	34.5	39.6	59.9	90.4	120.9	156.5	
1.33	21	28		30.9	36.0	56.3	86.8	117.3	152.9	
1.33	24	32		27.3	32.4	52.8	83.3	113.8	149.3	
1.33	30	40				45.6	76.1	106.6	142.2	
1.36	11	15	32.5	42.7	47.7	68.1	98.5	129.0	164.6	
1.36	22	30		29.3	34.4	54.8	85.3	115.8	151.4	
1.38	16	22	26.3	36.5	41.6	61.9	92.4	122.9	158.5	
1.40	10	14	33.5	43.7	48.8	69.1	99.6	130.0	165.6	
1.40	15	21	27.4	37.5	42.6	63.0	93.5	123.9	159.5	
1.40	20	28		31.4	36.5	56.8	87.3	117.8	153.4	
1.40	30	42				44.5	75.1	105.6	141.2	
1.43	14	20	28.4	38.6	43.6	64.0	94.5	125.0	160.5	
1.43	21	30		29.8	34.9	55.3	85.8	116.3	151.9	
1.43	28	40				46.6	77.1	107.6	143.2	
1.45	11	16	32.0	42.1	47.2	67.5	98.0	128.5	164.1	
1.45	22	32		28.3	33.4	53.8	84.3	114.8	150.3	
1.47	15	22	26.8	37.0	42.1	62.4	92.9	123.4	159.0	
1.47	30	44				43.5	74.0	104.5	140.1	
1.50	10	15	33.0	43.1	48.2	68.6	99.0	129.5	165.1	
1.50	12	18	30.4	40.6	45.7	66.0	96.5	127.0	162.5	
1.50	14	21	27.8	38.0	43.1	63.5	94.0	124.4	160.0	
1.50	16	24	25.3	35.5	40.6	60.9	91.4	121.9	157.5	
1.50	20	30		30.3	35.4	55.8	86.3	116.8	152.4	
1.50	24	36			30.2	50.7	81.2	111.7	147.3	
1.50	28	42				45.5	76.1	106.6	142.2	
1.52	21	32		28.7	33.8	54.2	84.8	115.3	150.8	
1.56	18	28	22.1	32.4	37.5	57.8	88.3	118.8	154.4	
1.57	14	22	27.3	37.5	42.6	62.9	93.4	123.9	159.5	
1.57	28	44				44.4	75.0	105.5	141.1	
1.60	10	16	32.5	42.6	47.7	68.0	98.5	129.0	164.6	
1.60	15	24	25.7	36.0	41.0	61.4	91.9	122.4	158.0	
1.60	20	32		29.2	34.3	54.7	85.3	115.8	151.3	
1.60	30	48				41.2	71.9	102.5	138.1	
1.64	11	18	30.9	41.1	46.2	66.5	97.0	127.5	163.1	
1.64	22	36		26.0	31.2	51.6	82.2	112.7	148.3	
1.67	12	20	29.3	39.5	44.6	65.0	95.5	126.0	161.5	
1.67	18	30		31.3	36.4	56.8	87.3	117.8	153.4	
1.67	24	40			28.0	48.5	79.1	109.6	145.2	
1.71	14	24	26.2	36.4	41.5	61.9	92.4	122.9	158.5	
1.71	21	36		26.5	31.6	52.1	82.7	113.2	148.8	
1.71	28	48				42.2	72.9	103.4	139.0	
1.75	12	21	28.8	39.0	44.1	64.5	95.0	125.4	161.0	

3
MXL

CENTRE DISTANCE TABLES MXL

Speed ratio	Number of grooves		Theoretical centre distance in mm						
	DriveR	DriveN	Belt code						
			360MXL	440MXL	480MXL	640MXL	880MXL	1120MXL	1400MXL
			Number of teeth						
		45	55	60	80	110	140	175	
1.75	16	28	23.0	33.3	38.4	58.8	89.3	119.8	155.4
1.75	24	42				47.4	78.0	108.6	144.2
1.78	18	32		30.1	35.3	55.7	86.2	116.8	152.3
1.80	10	18	31.4	41.6	46.7	67.0	97.5	128.0	163.6
1.80	20	36		26.9	32.1	52.6	83.2	113.7	149.3
1.82	11	20	29.8	40.0	45.1	65.5	96.0	126.5	162.0
1.82	22	40			28.9	49.4	80.1	110.6	146.2
1.83	12	22	28.3	38.5	43.6	63.9	94.4	124.9	160.5
1.83	24	44				46.3	76.9	107.5	143.1
1.87	15	28	23.5	33.8	38.9	59.3	89.8	120.3	155.9
1.88	16	30	21.9	32.2	37.3	57.7	88.3	118.8	154.4
1.90	21	40			29.3	49.9	80.5	111.1	146.7
1.91	11	21	29.3	39.5	44.6	64.9	95.4	125.9	161.5
1.91	22	42			27.7	48.3	79.0	109.5	145.1
2.00	10	20	30.3	40.5	45.6	66.0	96.5	127.0	162.5
2.00	11	22	28.7	39.0	44.1	64.4	94.9	125.4	161.0
2.00	12	24	27.2	37.4	42.5	62.9	93.4	123.9	159.5
2.00	14	28	24.0	34.2	39.4	59.8	90.3	120.8	156.4
2.00	15	30	22.3	32.7	37.8	58.2	88.8	119.3	154.9
2.00	16	32		31.1	36.2	56.7	87.2	117.7	153.3
2.00	18	36		27.8	33.0	53.5	84.1	114.7	150.3
2.00	20	40			29.8	50.4	81.0	111.6	147.2
2.00	21	42			28.1	48.8	79.5	110.0	145.6
2.00	22	44				47.2	77.9	108.5	144.1
2.00	24	48				44.0	74.8	105.4	141.0
2.00	30	60					65.3	96.0	131.7
2.10	10	21	29.8	40.0	45.1	65.4	95.9	126.4	162.0
2.10	20	42			28.6	49.3	79.9	110.5	146.1
2.10	21	44				47.7	78.4	109.0	144.6
2.13	15	32		31.5	36.7	57.1	87.7	118.2	153.8
2.14	14	30	22.8	33.1	38.3	58.7	89.3	119.8	155.4
2.14	28	60				35.0	66.2	97.0	132.7
2.18	11	24	27.6	37.9	43.0	63.4	93.9	124.4	160.0
2.18	22	48				44.9	75.7	106.3	142.0
2.20	10	22	29.2	39.4	44.5	64.9	95.4	125.9	161.5
2.20	20	44			27.3	48.1	78.9	109.5	145.1
2.22	18	40		25.4	30.7	51.3	82.0	112.6	148.2
2.25	16	36		28.7	33.9	54.5	85.1	115.6	151.2
2.29	14	32	21.6	32.0	37.1	57.6	88.2	118.7	154.3
2.29	21	48				45.4	76.2	106.8	142.5
2.33	12	28	24.9	35.2	40.3	60.7	91.3	121.8	157.4
2.33	18	42			29.5	50.2	80.9	111.5	147.1
2.40	10	24	28.1	38.3	43.5	63.8	94.4	124.9	160.5
2.40	15	36		29.2	34.4	55.0	85.6	116.1	151.7
2.40	20	48				45.8	76.7	107.3	143.0
2.40	30	72					58.4	89.4	125.2
2.44	18	44			28.2	49.1	79.8	110.4	146.1
2.50	12	30	23.7	34.0	39.2	59.7	90.2	120.8	156.4

3

MXL

CENTRE DISTANCE TABLES MXL

Speed ratio	Number of grooves		Theoretical centre distance in mm						
	DriveR	DriveN	Belt code						
			360MXL	440MXL	480MXL	640MXL	880MXL	1120MXL	1400MXL
			Number of teeth						
			45	55	60	80	110	140	175
2.50	16	40		26.3	31.6	52.3	82.9	113.5	149.1
2.50	24	60				36.7	68.1	98.9	134.6
2.55	11	28	25.3	35.6	40.8	61.2	91.8	122.3	157.9
2.57	14	36		29.6	34.8	55.4	86.1	116.6	152.2
2.57	28	72					59.2	90.3	126.2
2.63	16	42		25.0	30.3	51.1	81.9	112.5	148.1
2.67	12	32	22.4	32.9	38.1	58.6	89.2	119.7	155.3
2.67	15	40		26.7	32.0	52.7	83.4	114.0	149.6
2.67	18	48				46.7	77.6	108.3	143.9
2.73	11	30	24.1	34.5	39.7	60.1	90.7	121.3	156.9
2.73	22	60				37.6	69.0	99.8	135.6
2.75	16	44			29.1	50.0	80.8	111.4	147.0
2.80	10	28	25.8	36.1	41.2	61.7	92.3	122.8	158.4
2.80	15	42		25.4	30.8	51.6	82.3	112.9	148.6
2.86	14	40		27.1	32.4	53.2	83.9	114.5	150.1
2.86	21	60				38.0	69.5	100.3	136.1
2.91	11	32	22.9	33.3	38.5	59.0	89.7	120.2	155.8
2.93	15	44			29.5	50.4	81.2	111.9	147.5
3.00	10	30	24.5	35.0	40.1	60.6	91.2	121.7	157.3
3.00	12	36		30.5	35.7	56.4	87.0	117.6	153.2
3.00	14	42		25.8	31.2	52.0	82.8	113.4	149.1
3.00	16	48				47.6	78.6	109.2	144.9
3.00	20	60				38.4	69.9	100.8	136.5
3.00	24	72					61.0	92.2	128.1
3.14	14	44			29.9	50.9	81.7	112.4	148.0
3.20	10	32	23.3	33.8	39.0	59.5	90.1	120.7	156.3
3.20	15	48			26.8	48.1	79.0	109.7	145.4
3.27	11	36		30.9	36.2	56.8	87.5	118.1	153.7
3.27	22	72					61.9	93.1	129.0
3.33	12	40		28.0	33.3	54.1	84.9	115.5	151.1
3.33	18	60				39.3	70.8	101.7	137.5
3.43	14	48			27.2	48.5	79.5	110.2	145.9
3.43	21	72					62.3	93.5	129.5
3.50	12	42		26.7	32.0	53.0	83.8	114.4	150.1
3.60	10	36		31.4	36.6	57.3	88.0	118.6	154.2
3.60	20	72					62.8	94.0	130.0
3.64	11	40		28.4	33.7	54.6	85.3	116.0	151.6
3.67	12	44		25.3	30.8	51.8	82.7	113.3	149.0
3.75	16	60				40.1	71.7	102.6	138.5
3.82	11	42		27.1	32.5	53.4	84.2	114.9	150.5
4.00	10	40		28.8	34.2	55.0	85.8	116.4	152.1
4.00	11	44		25.7	31.2	52.2	83.1	113.8	149.5
4.00	12	48			28.0	49.4	80.4	111.1	146.9
4.00	15	60				40.5	72.2	103.1	138.9
4.00	18	72					63.6	94.9	130.9
4.20	10	42			32.9	53.9	84.7	115.4	151.0
4.29	14	60				41.0	72.6	103.6	139.4
4.36	11	48			28.4	49.9	80.9	111.6	147.3

3

MXL

CENTRE DISTANCE TABLES MXL

Speed ratio	Number of grooves		Theoretical centre distance in mm						
	DriveR	DriveN	Belt code						
			360MXL	440MXL	480MXL	640MXL	880MXL	1120MXL	1400MXL
			Number of teeth						
			45	55	60	80	110	140	175
4.40	10	44			31.6	52.7	83.6	114.3	150.0
4.50	16	72					64.5	95.8	131.9
4.80	10	48			28.8	50.3	81.4	112.1	147.8
4.80	15	72					64.9	96.3	132.3
5.00	12	60				41.8	73.5	104.5	140.4
5.14	14	72					65.4	96.7	132.8
5.45	11	60				42.2	74.0	105.0	140.8
6.00	10	60				42.6	74.4	105.4	141.3
6.00	12	72					66.2	97.6	133.7
6.55	11	72				33.0	66.7	98.1	134.2
7.20	10	72				33.4	67.1	98.5	134.6

3

MXL

CENTRE DISTANCE TABLES XL

Speed ratio	Number of grooves		Theoretical centre distance in mm									
	DriveR	DriveN	Belt code									
			60XL	70XL	80XL	90XL	100XL	110XL	120XL	130XL	140XL	150XL
			Number of teeth									
			30	35	40	45	50	55	60	65	70	75
1.00	10	10	50.8	63.5	76.2	88.9	101.6	114.3	127.0	139.7	152.4	165.1
1.00	11	11	48.3	61.0	73.7	86.4	99.1	111.8	124.5	137.2	149.9	162.6
1.00	12	12	45.7	58.4	71.1	83.8	96.5	109.2	121.9	134.6	147.3	160.0
1.00	14	14	40.6	53.3	66.0	78.7	91.4	104.1	116.8	129.5	142.2	154.9
1.00	15	15	38.1	50.8	63.5	76.2	88.9	101.6	114.3	127.0	139.7	152.4
1.00	16	16	35.6	48.3	61.0	73.7	86.4	99.1	111.8	124.5	137.2	149.9
1.00	18	18		43.2	55.9	68.6	81.3	94.0	106.7	119.4	132.1	144.8
1.00	20	20			50.8	63.5	76.2	88.9	101.6	114.3	127.0	139.7
1.00	21	21			48.3	61.0	73.7	86.4	99.1	111.8	124.5	137.2
1.00	22	22			45.7	58.4	71.1	83.8	96.5	109.2	121.9	134.6
1.00	24	24				53.3	66.0	78.7	91.4	104.1	116.8	129.5
1.00	28	28					55.9	68.6	81.3	94.0	106.7	119.4
1.00	30	30						63.5	76.2	88.9	101.6	114.3
1.00	32	32						58.4	71.1	83.8	96.5	109.2
1.00	36	36								73.7	86.4	99.1
1.00	40	40									76.2	88.9
1.00	42	42										83.8
1.00	44	44										78.7
1.00	48	48										
1.00	60	60										
1.00	72	72										
1.05	20	21			49.5	62.2	74.9	87.6	100.3	113.0	125.7	138.4
1.05	21	22			47.0	59.7	72.4	85.1	97.8	110.5	123.2	135.9
1.07	14	15	39.4	52.1	64.8	77.5	90.2	102.9	115.6	128.3	141.0	153.7
1.07	15	16	36.8	49.5	62.2	74.9	87.6	100.3	113.0	125.7	138.4	151.1
1.07	28	30					53.3	66.0	78.7	91.4	104.1	116.8
1.07	30	32						60.9	73.6	86.3	99.0	111.7
1.09	11	12	47.0	59.7	72.4	85.1	97.8	110.5	123.2	135.9	148.6	161.3
1.09	22	24				55.9	68.6	81.3	94.0	106.7	119.4	132.1
1.10	10	11	49.5	62.2	74.9	87.6	100.3	113.0	125.7	138.4	151.1	163.8
1.10	20	22			48.2	60.9	73.6	86.3	99.0	111.7	124.4	137.2
1.11	18	20		40.6	53.3	66.0	78.7	91.4	104.1	116.8	129.5	142.2
1.13	16	18		45.7	58.4	71.1	83.8	96.5	109.2	121.9	134.6	147.3
1.14	14	16	38.1	50.8	63.5	76.2	88.9	101.6	114.3	127.0	139.7	152.4
1.14	21	24			44.4	57.1	69.8	82.5	95.2	107.9	120.6	133.3
1.14	28	32						63.4	76.1	88.8	101.5	114.3
1.17	12	14	43.1	55.9	68.6	81.3	94.0	106.7	119.4	132.1	144.8	157.5
1.17	18	21		39.3	52.0	64.7	77.4	90.1	102.8	115.5	128.2	140.9
1.17	24	28				48.2	60.9	73.6	86.3	99.0	111.7	124.4
1.20	10	12	48.2	60.9	73.6	86.3	99.0	111.7	124.4	137.2	149.9	162.6
1.20	15	18	34.2	46.9	59.6	72.3	85.1	97.8	110.5	123.2	135.9	148.6
1.20	20	24			45.6	58.3	71.0	83.8	96.5	109.2	121.9	134.6
1.20	30	36							68.4	81.1	93.9	106.6
1.22	18	22			50.7	63.4	76.1	88.8	101.5	114.3	127.0	139.7
1.25	12	15	41.8	54.6	67.3	80.0	92.7	105.4	118.1	130.8	143.5	156.2
1.25	16	20		43.1	55.8	68.5	81.2	93.9	106.6	119.3	132.0	144.7
1.25	24	30					58.2	71.0	83.7	96.4	109.1	121.8
1.27	11	14	44.4	57.1	69.8	82.5	95.2	107.9	120.6	133.3	146.0	158.7

3
XL

CENTRE DISTANCE TABLES XL

Theoretical centre distance in mm									Number of grooves		Speed ratio
160XL	170XL	180XL	190XL	Belt code					DriveN	DriveR	
				200XL	210XL	220XL	240XL	260XL			
Number of teeth											
80	85	90	95	100	105	110	120	130			
177.8	190.5	203.2	215.9	228.6	241.3	254.0	279.4	304.8	10	10	1.00
175.3	188.0	200.7	213.4	226.1	238.8	251.5	276.9	302.3	11	11	1.00
172.7	185.4	198.1	210.8	223.5	236.2	248.9	274.3	299.7	12	12	1.00
167.6	180.3	193.0	205.7	218.4	231.1	243.8	269.2	294.6	14	14	1.00
165.1	177.8	190.5	203.2	215.9	228.6	241.3	266.7	292.1	15	15	1.00
162.6	175.3	188.0	200.7	213.4	226.1	238.8	264.2	289.6	16	16	1.00
157.5	170.2	182.9	195.6	208.3	221.0	233.7	259.1	284.5	18	18	1.00
152.4	165.1	177.8	190.5	203.2	215.9	228.6	254.0	279.4	20	20	1.00
149.9	162.6	175.3	188.0	200.7	213.4	226.1	251.5	276.9	21	21	1.00
147.3	160.0	172.7	185.4	198.1	210.8	223.5	248.9	274.3	22	22	1.00
142.2	154.9	167.6	180.3	193.0	205.7	218.4	243.8	269.2	24	24	1.00
132.1	144.8	157.5	170.2	182.9	195.6	208.3	233.7	259.1	28	28	1.00
127.0	139.7	152.4	165.1	177.8	190.5	203.2	228.6	254.0	30	30	1.00
121.9	134.6	147.3	160.0	172.7	185.4	198.1	223.5	248.9	32	32	1.00
111.8	124.5	137.2	149.9	162.6	175.3	188.0	213.4	238.8	36	36	1.00
101.6	114.3	127.0	139.7	152.4	165.1	177.8	203.2	228.6	40	40	1.00
96.5	109.2	121.9	134.6	147.3	160.0	172.7	198.1	223.5	42	42	1.00
91.4	104.1	116.8	129.5	142.2	154.9	167.6	193.0	218.4	44	44	1.00
	94.0	106.7	119.4	132.1	144.8	157.5	182.9	208.3	48	48	1.00
					114.3	127.0	152.4	177.8	60	60	1.00
								147.3	72	72	1.00
151.1	163.8	176.5	189.2	201.9	214.6	227.3	252.7	278.1	21	20	1.05
148.6	161.3	174.0	186.7	199.4	212.1	224.8	250.2	275.6	22	21	1.05
166.4	179.1	191.8	204.5	217.2	229.9	242.6	268.0	293.4	15	14	1.07
163.8	176.5	189.2	201.9	214.6	227.3	240.0	265.4	290.8	16	15	1.07
129.5	142.2	154.9	167.6	180.3	193.0	205.7	231.1	256.5	30	28	1.07
124.4	137.2	149.9	162.6	175.3	188.0	200.7	226.1	251.5	32	30	1.07
174.0	186.7	199.4	212.1	224.8	237.5	250.2	275.6	301.0	12	11	1.09
144.8	157.5	170.2	182.9	195.6	208.3	221.0	246.4	271.8	24	22	1.09
176.5	189.2	201.9	214.6	227.3	240.0	252.7	278.1	303.5	11	10	1.10
149.9	162.6	175.3	188.0	200.7	213.4	226.1	251.5	276.9	22	20	1.10
154.9	167.6	180.3	193.0	205.7	218.4	231.1	256.5	281.9	20	18	1.11
160.0	172.7	185.4	198.1	210.8	223.5	236.2	261.6	287.0	18	16	1.13
165.1	177.8	190.5	203.2	215.9	228.6	241.3	266.7	292.1	16	14	1.14
146.0	158.7	171.4	184.1	196.8	209.5	222.2	247.6	273.0	24	21	1.14
127.0	139.7	152.4	165.1	177.8	190.5	203.2	228.6	254.0	32	28	1.14
170.2	182.9	195.6	208.3	221.0	233.7	246.4	271.8	297.2	14	12	1.17
153.7	166.4	179.1	191.8	204.5	217.2	229.9	255.3	280.7	21	18	1.17
137.1	149.8	162.5	175.2	187.9	200.6	213.3	238.7	264.1	28	24	1.17
175.3	188.0	200.7	213.4	226.1	238.8	251.5	276.9	302.3	12	10	1.20
161.3	174.0	186.7	199.4	212.1	224.8	237.5	262.9	288.3	18	15	1.20
147.3	160.0	172.7	185.4	198.1	210.8	223.5	248.9	274.3	24	20	1.20
119.3	132.0	144.7	157.4	170.1	182.8	195.5	220.9	246.3	36	30	1.20
152.4	165.1	177.8	190.5	203.2	215.9	228.6	254.0	279.4	22	18	1.22
168.9	181.6	194.3	207.0	219.7	232.4	245.1	270.5	295.9	15	12	1.25
157.4	170.1	182.9	195.6	208.3	221.0	233.7	259.1	284.5	20	16	1.25
134.5	147.2	159.9	172.7	185.4	198.1	210.8	236.2	261.6	30	24	1.25
171.4	184.1	196.8	209.5	222.2	234.9	247.6	273.0	298.4	14	11	1.27



XL

CENTRE DISTANCE TABLES XL

Speed ratio	Number of grooves		Theoretical centre distance in mm									
	DriveR	DrivenN	Belt code									
			60XL	70XL	80XL	90XL	100XL	110XL	120XL	130XL	140XL	150XL
			Number of teeth									
			30	35	40	45	50	55	60	65	70	75
1.27	22	28				50.6	63.3	76.0	88.8	101.5	114.2	126.9
1.29	14	18	35.4	48.2	60.9	73.6	86.3	99.0	111.7	124.4	137.1	149.8
1.29	28	36						58.1	70.8	83.6	96.3	109.0
1.31	16	21		41.7	54.5	67.2	79.9	92.6	105.3	118.0	130.7	143.5
1.33	12	16	40.5	53.2	66.0	78.7	91.4	104.1	116.8	129.5	142.2	154.9
1.33	15	20		44.3	57.0	69.7	82.5	95.2	107.9	120.6	133.3	146.0
1.33	18	24			48.0	60.8	73.5	86.2	98.9	111.7	124.4	137.1
1.33	21	28				51.8	64.5	77.3	90.0	102.7	115.4	128.1
1.33	24	32					55.5	68.3	81.0	93.8	106.5	119.2
1.33	30	40							63.0	75.8	88.5	101.3
1.36	11	15	43.1	55.8	68.5	81.2	93.9	106.6	119.3	132.0	144.7	157.4
1.36	22	30					60.6	73.4	86.1	98.8	111.6	124.3
1.38	16	22		40.3	53.1	65.9	78.6	91.3	104.0	116.7	129.4	142.2
1.40	10	14	45.6	58.3	71.0	83.8	96.5	109.2	121.9	134.6	147.3	160.0
1.40	15	21		42.9	55.7	68.4	81.1	93.9	106.6	119.3	132.0	144.7
1.40	20	28				52.9	65.7	78.5	91.2	103.9	116.7	129.4
1.40	30	42								73.0	85.8	98.6
1.43	14	20		45.5	58.2	71.0	83.7	96.4	109.1	121.8	134.5	147.2
1.43	21	30				49.0	61.8	74.6	87.3	100.1	112.8	125.5
1.43	28	40							65.3	78.1	90.9	103.7
1.45	11	16	41.7	54.5	67.2	79.9	92.6	105.3	118.0	130.7	143.5	156.2
1.45	22	32					57.9	70.7	83.4	96.2	108.9	121.7
1.47	15	22		41.5	54.3	67.1	79.8	92.5	105.3	118.0	130.7	143.4
1.47	30	44								70.2	83.0	95.9
1.50	10	15	44.3	57.0	69.7	82.5	95.2	107.9	120.6	133.3	146.0	158.7
1.50	12	18	37.8	50.6	63.3	76.0	88.8	101.5	114.2	126.9	139.6	152.3
1.50	14	21		44.1	56.9	69.6	82.4	95.1	107.8	120.5	133.2	145.9
1.50	16	24			50.4	63.2	75.9	88.7	101.4	114.1	126.8	139.6
1.50	20	30				50.1	63.0	75.8	88.5	101.3	114.0	126.7
1.50	24	36						62.7	75.6	88.4	101.1	113.9
1.50	28	42							62.5	75.3	88.2	101.0
1.52	21	32					59.0	71.8	84.6	97.4	110.1	122.9
1.56	18	28				55.3	68.1	80.9	93.6	106.4	119.1	131.8
1.57	14	22		42.7	55.5	68.3	81.0	93.8	106.5	119.2	131.9	144.6
1.57	28	44								72.5	85.4	98.2
1.60	10	16	42.9	55.7	68.4	81.1	93.9	106.6	119.3	132.0	144.7	157.4
1.60	15	24		38.7	51.6	64.4	77.1	89.9	102.6	115.3	128.1	140.8
1.60	20	32				47.3	60.2	73.0	85.8	98.6	111.3	124.1
1.60	30	48									77.4	90.3
1.64	11	18	39.0	51.8	64.5	77.3	90.0	102.7	115.4	128.1	140.9	153.6
1.64	22	36						65.1	77.9	90.7	103.5	116.3
1.67	12	20	35.0	47.8	60.6	73.4	86.1	98.8	111.6	124.3	137.0	149.7
1.67	18	30				52.4	65.3	78.1	90.9	103.7	116.4	129.2
1.67	24	40							69.9	82.8	95.6	108.4
1.71	14	24		39.8	52.7	65.5	78.3	91.1	103.8	116.6	129.3	142.0
1.71	21	36					53.2	66.2	79.1	91.9	104.7	117.5
1.71	28	48									79.6	92.6
1.75	12	21	33.5	46.4	59.2	72.0	84.8	97.5	110.2	123.0	135.7	148.4

3
XL

CENTRE DISTANCE TABLES XL

Theoretical centre distance in mm									Number of grooves		Speed ratio
160XL	170XL	180XL	190XL	Belt code					DriveN	DriveR	
				200XL	210XL	220XL	240XL	260XL			
Number of teeth											
80	85	90	95	100	105	110	120	130			
139.6	152.3	165.0	177.7	190.4	203.1	215.8	241.3	266.7	28	22	1.27
162.5	175.2	187.9	200.6	213.3	226.0	238.7	264.1	289.5	18	14	1.29
121.7	134.5	147.2	159.9	172.6	185.3	198.0	223.4	248.8	36	28	1.29
156.2	168.9	181.6	194.3	207.0	219.7	232.4	257.8	283.2	21	16	1.31
167.6	180.3	193.0	205.7	218.4	231.1	243.8	269.2	294.6	16	12	1.33
158.7	171.4	184.1	196.8	209.5	222.2	234.9	260.3	285.7	20	15	1.33
149.8	162.5	175.2	187.9	200.6	213.3	226.0	251.4	276.8	24	18	1.33
140.9	153.6	166.3	179.0	191.7	204.4	217.1	242.5	267.9	28	21	1.33
131.9	144.6	157.3	170.1	182.8	195.5	208.2	233.6	259.0	32	24	1.33
114.0	126.7	139.5	152.2	164.9	177.6	190.3	215.7	241.2	40	30	1.33
170.1	182.9	195.6	208.3	221.0	233.7	246.4	271.8	297.2	15	11	1.36
137.0	149.7	162.4	175.1	187.8	200.6	213.3	238.7	264.1	30	22	1.36
154.9	167.6	180.3	193.0	205.7	218.4	231.1	256.5	281.9	22	16	1.38
172.7	185.4	198.1	210.8	223.5	236.2	248.9	274.3	299.7	14	10	1.40
157.4	170.1	182.8	195.5	208.2	220.9	233.6	259.0	284.4	21	15	1.40
142.1	154.8	167.5	180.2	192.9	205.6	218.3	243.8	269.2	28	20	1.40
111.3	124.1	136.8	149.5	162.3	175.0	187.7	213.1	238.6	42	30	1.40
159.9	172.7	185.4	198.1	210.8	223.5	236.2	261.6	287.0	20	14	1.43
138.2	151.0	163.7	176.4	189.1	201.8	214.5	239.9	265.3	30	21	1.43
116.4	129.2	141.9	154.6	167.4	180.1	192.8	218.2	243.6	40	28	1.43
168.9	181.6	194.3	207.0	219.7	232.4	245.1	270.5	295.9	16	11	1.45
134.4	147.1	159.8	172.5	185.2	198.0	210.7	236.1	261.5	32	22	1.45
156.1	168.8	181.5	194.2	206.9	219.6	232.3	257.7	283.2	22	15	1.47
108.6	121.4	134.1	146.9	159.6	172.3	185.1	210.5	235.9	44	30	1.47
171.4	184.1	196.8	209.5	222.2	234.9	247.6	273.0	298.4	15	10	1.50
165.0	177.7	190.4	203.1	215.8	228.5	241.3	266.7	292.1	18	12	1.50
158.6	171.4	184.1	196.8	209.5	222.2	234.9	260.3	285.7	21	14	1.50
152.3	165.0	177.7	190.4	203.1	215.8	228.5	253.9	279.3	24	16	1.50
139.5	152.2	164.9	177.6	190.3	203.0	215.7	241.2	266.6	30	20	1.50
126.6	139.4	152.1	164.8	177.5	190.3	203.0	228.4	253.8	36	24	1.50
113.7	126.5	139.2	152.0	164.7	177.4	190.2	215.6	241.0	42	28	1.50
135.6	148.3	161.0	173.8	186.5	199.2	211.9	237.3	262.7	32	21	1.52
144.6	157.3	170.0	182.7	195.4	208.1	220.8	246.2	271.7	28	18	1.56
157.3	170.1	182.8	195.5	208.2	220.9	233.6	259.0	284.4	22	14	1.57
111.0	123.8	136.5	149.3	162.0	174.8	187.5	213.0	238.4	44	28	1.57
170.1	182.8	195.5	208.2	220.9	233.6	246.3	271.7	297.1	16	10	1.60
153.5	166.2	178.9	191.6	204.3	217.0	229.8	255.2	280.6	24	15	1.60
136.8	149.5	162.3	175.0	187.7	200.4	213.1	238.6	264.0	32	20	1.60
103.1	115.9	128.7	141.5	154.3	167.0	179.8	205.2	230.7	48	30	1.60
166.3	179.0	191.7	204.4	217.1	229.8	242.5	267.9	293.3	18	11	1.64
129.0	141.8	154.5	167.3	180.0	192.7	205.4	230.9	256.3	36	22	1.64
162.4	175.1	187.8	200.6	213.3	226.0	238.7	264.1	289.5	20	12	1.67
141.9	154.6	167.4	180.1	192.8	205.5	218.2	243.6	269.1	30	18	1.67
121.2	134.0	146.7	159.5	172.2	185.0	197.7	223.1	248.6	40	24	1.67
154.7	167.4	180.2	192.9	205.6	218.3	231.0	256.4	281.8	24	14	1.71
130.2	143.0	155.7	168.5	181.2	193.9	206.7	232.1	257.5	36	21	1.71
105.4	118.3	131.1	143.9	156.6	169.4	182.2	207.7	233.1	48	28	1.71
161.1	173.8	186.5	199.3	212.0	224.7	237.4	262.8	288.2	21	12	1.75



CENTRE DISTANCE TABLES XL

Speed ratio	Number of grooves		Theoretical centre distance in mm									
	DriveR	DriveN	Belt code									
			60XL	70XL	80XL	90XL	100XL	110XL	120XL	130XL	140XL	150XL
			Number of teeth									
			30	35	40	45	50	55	60	65	70	75
1.75	16	28			44.7	57.6	70.5	83.3	96.0	108.8	121.5	134.3
1.75	24	42							67.0	80.0	92.8	105.7
1.78	18	32				49.5	62.5	75.3	88.2	101.0	113.7	126.5
1.80	10	18	40.1	52.9	65.7	78.5	91.2	103.9	116.7	129.4	142.1	154.8
1.80	20	36					54.3	67.3	80.2	93.1	105.9	118.7
1.82	11	20	36.1	49.0	61.8	74.6	87.3	100.1	112.8	125.5	138.2	151.0
1.82	22	40						59.2	72.2	85.1	98.0	110.8
1.83	12	22		45.0	57.9	70.7	83.4	96.2	108.9	121.7	134.4	147.1
1.83	24	44							64.0	77.0	90.0	102.9
1.87	15	28			45.8	58.7	71.6	84.4	97.2	110.0	122.7	135.5
1.88	16	30				54.7	67.6	80.5	93.3	106.1	118.8	131.6
1.90	21	40						60.3	73.3	86.3	99.1	112.0
1.91	11	21	34.6	47.6	60.4	73.2	86.0	98.7	111.5	124.2	136.9	149.6
1.91	22	42							69.2	82.2	95.1	108.0
2.00	10	20	37.2	50.1	63.0	75.8	88.5	101.3	114.0	126.7	139.5	152.2
2.00	11	22	33.1	46.1	59.0	71.8	84.6	97.4	110.1	122.9	135.6	148.3
2.00	12	24		42.1	55.0	67.9	80.7	93.5	106.2	119.0	131.7	144.5
2.00	14	28			46.9	59.9	72.8	85.6	98.4	111.2	123.9	136.7
2.00	15	30			42.7	55.8	68.8	81.6	94.5	107.3	120.0	132.8
2.00	16	32				51.7	64.7	77.7	90.5	103.3	116.1	128.9
2.00	18	36					56.5	69.6	82.5	95.4	108.2	121.0
2.00	20	40						61.4	74.4	87.4	100.3	113.1
2.00	21	42						57.1	70.3	83.4	96.3	109.2
2.00	22	44							66.2	79.3	92.3	105.2
2.00	24	48								71.0	84.1	97.1
2.00	30	60										
2.10	10	21	35.7	48.7	61.6	74.4	87.2	99.9	112.7	125.4	138.1	150.9
2.10	20	42						58.2	71.4	84.5	97.4	110.3
2.10	21	44							67.3	80.4	93.4	106.3
2.13	15	32				52.8	65.9	78.8	91.7	104.5	117.3	130.1
2.14	14	30			43.8	56.9	69.9	82.8	95.6	108.4	121.2	134.0
2.14	28	60										
2.18	11	24		43.2	56.2	69.0	81.9	94.7	107.4	120.2	132.9	145.7
2.18	22	48								73.2	86.3	99.4
2.20	10	22	34.2	47.3	60.2	73.0	85.8	98.6	111.3	124.1	136.8	149.5
2.20	20	44							68.3	81.5	94.5	107.5
2.22	18	40						63.5	76.7	89.7	102.6	115.5
2.25	16	36					58.7	71.8	84.8	97.7	110.6	123.4
2.29	14	32				53.9	67.0	80.0	92.8	105.7	118.5	131.3
2.29	21	48							60.8	74.2	87.4	100.5
2.33	12	28			49.1	62.1	75.1	87.9	100.8	113.6	126.3	139.1
2.33	18	42						60.4	73.6	86.7	99.7	112.6
2.40	10	24		44.3	57.3	70.2	83.0	95.9	108.6	121.4	134.1	146.9
2.40	15	36					59.8	72.9	85.9	98.9	111.7	124.6
2.40	20	48							61.8	75.3	88.5	101.6
2.40	30	72										
2.44	18	44						57.0	70.5	83.7	96.8	109.7
2.50	12	30			45.9	59.2	72.2	85.1	98.0	110.8	123.6	136.4

3
XL

CENTRE DISTANCE TABLES XL

Theoretical centre distance in mm									Number of grooves		Speed ratio
160XL	170XL	180XL	190XL	Belt code					DriveN	DriveR	
				200XL	210XL	220XL	240XL	260XL			
Number of teeth											
80	85	90	95	100	105	110	120	130			
147.0	159.7	172.4	185.2	197.9	210.6	223.3	248.7	274.1	28	16	1.75
118.5	131.3	144.0	156.8	169.6	182.3	195.0	220.5	245.9	42	24	1.75
139.2	152.0	164.7	177.4	190.2	202.9	215.6	241.0	266.5	32	18	1.78
167.5	180.2	192.9	205.6	218.3	231.0	243.8	269.2	294.6	18	10	1.80
131.4	144.2	156.9	169.7	182.4	195.2	207.9	233.3	258.8	36	20	1.80
163.7	176.4	189.1	201.8	214.5	227.2	239.9	265.3	290.7	20	11	1.82
123.6	136.4	149.1	161.9	174.7	187.4	200.1	225.6	251.0	40	22	1.82
159.8	172.5	185.2	198.0	210.7	223.4	236.1	261.5	286.9	22	12	1.83
115.7	128.5	141.3	154.1	166.9	179.6	192.4	217.8	243.3	44	24	1.83
148.2	160.9	173.7	186.4	199.1	211.8	224.5	250.0	275.4	28	15	1.87
144.3	157.1	169.8	182.5	195.3	208.0	220.7	246.1	271.5	30	16	1.88
124.8	137.6	150.3	163.1	175.9	188.6	201.3	226.8	252.3	40	21	1.90
162.4	175.1	187.8	200.5	213.2	225.9	238.6	264.0	289.4	21	11	1.91
120.8	133.6	146.4	159.2	172.0	184.7	197.5	222.9	248.4	42	22	1.91
164.9	177.6	190.3	203.0	215.7	228.5	241.2	266.6	292.0	20	10	2.00
161.0	173.8	186.5	199.2	211.9	224.6	237.3	262.7	288.2	22	11	2.00
157.2	169.9	182.6	195.3	208.1	220.8	233.5	258.9	284.3	24	12	2.00
149.4	162.2	174.9	187.6	200.3	213.1	225.8	251.2	276.6	28	14	2.00
145.5	158.3	171.0	183.7	196.5	209.2	221.9	247.4	272.8	30	15	2.00
141.6	154.4	167.1	179.9	192.6	205.3	218.1	243.5	268.9	32	16	2.00
133.8	146.6	159.4	172.1	184.8	197.6	210.3	235.8	261.2	36	18	2.00
126.0	138.8	151.5	164.3	177.1	189.8	202.6	228.0	253.5	40	20	2.00
122.0	134.8	147.6	160.4	173.2	185.9	198.7	224.1	249.6	42	21	2.00
118.0	130.9	143.7	156.5	169.2	182.0	194.8	220.3	245.7	44	22	2.00
110.0	122.9	135.8	148.6	161.4	174.2	187.0	212.5	238.0	48	24	2.00
85.4	98.6	111.7	124.6	137.6	150.4	163.3	188.9	214.5	60	30	2.00
163.6	176.3	189.0	201.7	214.4	227.2	239.9	265.3	290.7	21	10	2.10
123.2	136.0	148.8	161.6	174.4	187.1	199.9	225.4	250.8	42	20	2.10
119.2	132.0	144.9	157.7	170.4	183.2	196.0	221.5	246.9	44	21	2.10
142.8	155.6	168.3	181.1	193.8	206.6	219.3	244.7	270.2	32	15	2.13
146.7	159.5	172.2	185.0	197.7	210.4	223.1	248.6	274.0	30	14	2.14
87.6	100.8	113.9	126.9	139.8	152.7	165.6	191.3	216.9	60	28	2.14
158.4	171.1	183.8	196.6	209.3	222.0	234.7	260.1	285.6	24	11	2.18
112.3	125.2	138.1	150.9	163.7	176.5	189.3	214.9	240.4	48	22	2.18
162.3	175.0	187.7	200.4	213.1	225.9	238.6	264.0	289.4	22	10	2.20
120.4	133.2	146.0	158.8	171.6	184.4	197.2	222.7	248.2	44	20	2.20
128.3	141.1	153.9	166.7	179.5	192.2	205.0	230.5	255.9	40	18	2.22
136.2	149.0	161.8	174.5	187.3	200.0	212.7	238.2	263.7	36	16	2.25
144.0	156.8	169.6	182.3	195.0	207.8	220.5	245.9	271.4	32	14	2.29
113.5	126.4	139.3	152.1	164.9	177.7	190.5	216.1	241.6	48	21	2.29
151.8	164.6	177.3	190.1	202.8	215.5	228.2	253.7	279.1	28	12	2.33
125.5	138.3	151.2	164.0	176.7	189.5	202.3	227.8	253.3	42	18	2.33
159.6	172.3	185.1	197.8	210.5	223.2	235.9	261.4	286.8	24	10	2.40
137.4	150.2	162.9	175.7	188.5	201.2	214.0	239.4	264.9	36	15	2.40
114.6	127.5	140.4	153.3	166.1	178.9	191.7	217.3	242.8	48	20	2.40
		92.8	106.3	119.6	132.8	145.9	171.9	197.7	72	30	2.40
122.7	135.5	148.4	161.2	174.0	186.8	199.6	225.1	250.6	44	18	2.44
149.1	161.9	174.7	187.4	200.1	212.9	225.6	251.0	276.5	30	12	2.50



CENTRE DISTANCE TABLES XL

Speed ratio	Number of grooves		Theoretical centre distance in mm									
	DriveR	DriveN	Belt code									
			60XL	70XL	80XL	90XL	100XL	110XL	120XL	130XL	140XL	150XL
			Number of teeth									
			30	35	40	45	50	55	60	65	70	75
2.50	16	40					52.2	65.7	78.9	91.9	104.9	117.8
2.50	24	60										78.3
2.55	11	28			50.2	63.3	76.2	89.1	101.9	114.7	127.5	140.3
2.57	14	36				47.4	60.9	74.1	87.1	100.0	112.9	125.7
2.57	28	72										
2.63	16	42						62.5	75.8	88.9	102.0	114.9
2.67	12	32			42.6	56.1	69.2	82.2	95.1	108.0	120.8	133.6
2.67	15	40					53.3	66.8	80.0	93.0	106.0	118.9
2.67	18	48							63.9	77.4	90.7	103.8
2.73	11	30			47.0	60.3	73.3	86.3	99.1	112.0	124.8	137.6
2.73	22	60										80.4
2.75	16	44						59.1	72.6	85.9	99.0	112.0
2.80	10	28		37.8	51.3	64.4	77.4	90.3	103.1	115.9	128.7	141.5
2.80	15	42						63.5	76.9	90.1	103.1	116.1
2.86	14	40					54.3	67.8	81.1	94.2	107.2	120.1
2.86	21	60										81.4
2.91	11	32			43.6	57.1	70.3	83.4	96.3	109.2	122.0	134.8
2.93	15	44						60.1	73.7	87.0	100.1	113.1
3.00	10	30			48.1	61.4	74.4	87.4	100.3	113.1	126.0	138.8
3.00	12	36				49.5	63.0	76.3	89.3	102.3	115.2	128.1
3.00	14	42					50.7	64.6	78.0	91.2	104.2	117.2
3.00	16	48							66.0	79.6	92.9	106.0
3.00	20	60										82.5
3.00	24	72										
3.14	14	44						61.2	74.8	88.1	101.2	114.3
3.20	10	32			44.7	58.2	71.4	84.5	97.4	110.3	123.2	136.0
3.20	15	48							67.0	80.6	94.0	107.2
3.27	11	36				50.5	64.1	77.4	90.4	103.4	116.3	129.2
3.27	22	72										
3.33	12	40					56.3	70.0	83.3	96.4	109.4	122.4
3.33	18	60								70.4	84.5	
3.43	14	48							68.0	81.7	95.1	108.3
3.43	21	72										
3.50	12	42					52.7	66.7	80.1	93.4	106.4	119.4
3.60	10	36				51.5	65.2	78.4	91.6	104.6	117.5	130.4
3.60	20	72										
3.64	11	40					57.4	71.0	84.3	97.5	110.5	123.5
3.67	12	44						63.2	76.9	90.2	103.4	116.5
3.75	16	60									72.3	86.6
3.82	11	42					53.7	67.7	81.2	94.4	107.6	120.6
4.00	10	40					58.4	72.1	85.4	98.6	111.7	124.6
4.00	11	44					49.8	64.2	77.9	91.3	104.5	117.6
4.00	12	48						55.7	70.1	83.8	97.2	110.4
4.00	15	60									73.3	87.6
4.00	18	72										
4.20	10	42					54.7	68.7	82.3	95.5	108.7	121.7
4.29	14	60									74.3	88.6
4.36	11	48						56.7	71.1	84.8	98.3	111.5

3
XL

CENTRE DISTANCE TABLES XL

Theoretical centre distance in mm									Number of grooves		Speed ratio
160XL	170XL	180XL	190XL	Belt code					DriveN	DriveR	
				200XL	210XL	220XL	240XL	260XL			
Number of teeth											
80	85	90	95	100	105	110	120	130			
130.6	143.5	156.3	169.1	181.8	194.6	207.4	232.9	258.4	40	16	2.50
91.9	105.2	118.3	131.4	144.4	157.3	170.2	196.0	221.6	60	24	2.50
153.1	165.8	178.5	191.3	204.0	216.7	229.5	254.9	280.3	28	11	2.55
138.6	151.4	164.1	176.9	189.7	202.4	215.2	240.6	266.1	36	14	2.57
		94.8	108.4	121.8	135.0	148.1	174.2	200.0	72	28	2.57
127.8	140.7	153.5	166.3	179.1	191.9	204.7	230.2	255.7	42	16	2.63
146.4	159.2	172.0	184.7	197.5	210.2	222.9	248.4	273.8	32	12	2.67
131.8	144.6	157.5	170.2	183.0	195.8	208.6	234.1	259.6	40	15	2.67
116.9	129.8	142.7	155.6	168.4	181.3	194.1	219.6	245.2	48	18	2.67
150.3	163.1	175.9	188.6	201.3	214.1	226.8	252.3	277.7	30	11	2.73
94.0	107.3	120.5	133.6	146.6	159.6	172.5	198.3	223.9	60	22	2.73
124.9	137.8	150.7	163.5	176.3	189.1	201.9	227.5	253.0	44	16	2.75
154.3	167.0	179.8	192.5	205.2	218.0	230.7	256.1	281.6	28	10	2.80
129.0	141.8	154.7	167.5	180.3	193.1	205.9	231.4	256.9	42	15	2.80
133.0	145.8	158.6	171.4	184.2	197.0	209.8	235.3	260.8	40	14	2.86
95.1	108.4	121.6	134.7	147.8	160.7	173.7	199.4	225.1	60	21	2.86
147.6	160.4	173.2	185.9	198.7	211.4	224.1	249.6	275.1	32	11	2.91
126.1	139.0	151.9	164.7	177.5	190.3	203.1	228.7	254.2	44	15	2.93
151.5	164.3	177.1	189.8	202.6	215.3	228.0	253.5	278.9	30	10	3.00
140.9	153.7	166.5	179.3	192.1	204.8	217.6	243.1	268.5	36	12	3.00
130.1	143.0	155.8	168.7	181.5	194.3	207.0	232.6	258.1	42	14	3.00
119.1	132.1	145.0	157.9	170.8	183.6	196.4	222.0	247.6	48	16	3.00
96.1	109.5	122.7	135.8	148.9	161.9	174.8	200.6	226.3	60	20	3.00
	85.0	99.0	112.6	126.1	139.3	152.5	178.6	204.6	72	24	3.00
127.2	140.1	153.0	165.9	178.7	191.5	204.3	229.9	255.4	44	14	3.14
148.8	161.6	174.4	187.1	199.9	212.6	225.4	250.8	276.3	32	10	3.20
120.2	133.2	146.1	159.0	171.9	184.8	197.6	223.2	248.8	48	15	3.20
142.1	154.9	167.7	180.5	193.3	206.0	218.8	244.3	269.8	36	11	3.27
	86.9	101.0	114.7	128.2	141.5	154.7	180.9	206.9	72	22	3.27
135.3	148.1	161.0	173.8	186.6	199.4	212.2	237.7	263.2	40	12	3.33
98.2	111.6	124.9	138.0	151.1	164.1	177.1	202.9	228.6	60	18	3.33
121.3	134.3	147.3	160.2	173.1	185.9	198.8	224.4	249.9	48	14	3.43
	87.9	102.0	115.8	129.3	142.6	155.8	182.0	208.0	72	21	3.43
132.4	145.3	158.2	171.0	183.8	196.6	209.4	235.0	260.5	42	12	3.50
143.2	156.1	168.9	181.7	194.4	207.2	220.0	245.5	271.0	36	10	3.60
	88.9	103.1	116.8	130.3	143.7	156.9	183.1	209.1	72	20	3.60
136.4	149.3	162.1	175.0	187.8	200.6	213.3	238.9	264.4	40	11	3.64
129.5	142.4	155.3	168.2	181.0	193.9	206.7	232.2	257.8	44	12	3.67
100.3	113.8	127.1	140.2	153.3	166.4	179.3	205.2	230.9	60	16	3.75
133.5	146.4	159.3	172.2	185.0	197.8	210.6	236.2	261.7	42	11	3.82
137.6	150.4	163.3	176.1	188.9	201.7	214.5	240.1	265.6	40	10	4.00
130.6	143.6	156.5	169.3	182.2	195.0	207.8	233.4	259.0	44	11	4.00
123.6	136.6	149.6	162.5	175.4	188.2	201.1	226.7	252.3	48	12	4.00
101.3	114.8	128.1	141.3	154.4	167.5	180.5	206.3	232.1	60	15	4.00
	90.9	105.1	118.9	132.4	145.8	159.1	185.3	211.4	72	18	4.00
134.7	147.6	160.5	173.3	186.2	199.0	211.8	237.3	262.9	42	10	4.20
102.4	115.9	129.2	142.4	155.6	168.6	181.6	207.5	233.2	60	14	4.29
124.7	137.7	150.7	163.6	176.5	189.4	202.3	227.9	253.5	48	11	4.36



CENTRE DISTANCE TABLES XL

Speed ratio	Number of grooves		Theoretical centre distance in mm									
	DriveR	DriveN	Belt code									
			60XL	70XL	80XL	90XL	100XL	110XL	120XL	130XL	140XL	150XL
			Number of teeth									
			30	35	40	45	50	55	60	65	70	75
4.40	10	44					50.8	65.2	79.0	92.4	105.6	118.7
4.50	16	72										
4.80	10	48						57.6	72.1	85.9	99.4	112.6
4.80	15	72										
5.00	12	60									76.3	90.6
5.14	14	72										
5.45	11	60									77.2	91.6
6.00	10	60								62.6	78.2	92.6
6.00	12	72										
6.55	11	72										
7.20	10	72										

3

XL

CENTRE DISTANCE TABLES XL

Theoretical centre distance in mm									Number of grooves		Speed ratio
Belt code									DriveN	DriveR	
160XL	170XL	180XL	190XL	200XL	210XL	220XL	240XL	260XL			
Number of teeth											
80	85	90	95	100	105	110	120	130			
131.7	144.7	157.6	170.5	183.4	196.2	209.0	234.6	260.2	44	10	4.40
77.9	92.9	107.1	121.0	134.5	148.0	161.2	187.5	213.6	72	16	4.50
125.8	138.8	151.8	164.8	177.7	190.6	203.4	229.1	254.7	48	10	4.80
78.8	93.8	108.1	122.0	135.6	149.0	162.3	188.7	214.7	72	15	4.80
104.5	118.0	131.4	144.6	157.8	170.8	183.8	209.8	235.6	60	12	5.00
79.7	94.8	109.1	123.0	136.7	150.1	163.4	189.8	215.9	72	14	5.14
105.5	119.1	132.5	145.7	158.9	171.9	185.0	210.9	236.7	60	11	5.45
106.5	120.1	133.5	146.8	160.0	173.1	186.1	212.0	237.9	60	10	6.00
81.6	96.8	111.2	125.1	138.8	152.2	165.6	192.0	218.1	72	12	6.00
82.6	97.8	112.2	126.1	139.8	153.3	166.6	193.1	219.2	72	11	6.55
83.5	98.7	113.2	127.1	140.8	154.3	167.7	194.2	220.3	72	10	7.20

3

XL

CENTRE DISTANCE TABLES L

Speed ratio	Number of grooves		Theoretical centre distance in mm									
	DriveR	DriveN	Belt code									
			124L	150L	187L	210L	225L	240L	255L	270L	285L	300L
			Number of teeth									
			33	40	50	56	60	64	68	72	76	80
1.00	10	10	109.5	142.9	190.5	219.1	238.1	257.2	276.2	295.3	314.3	333.4
1.00	12	12	100.0	133.4	181.0	209.6	228.6	247.7	266.7	285.8	304.8	323.9
1.00	14	14	90.5	123.8	171.5	200.0	219.1	238.1	257.2	276.2	295.3	314.3
1.00	15	15	85.7	119.1	166.7	195.3	214.3	233.4	252.4	271.5	290.5	309.6
1.00	16	16	81.0	114.3	161.9	190.5	209.6	228.6	247.7	266.7	285.8	304.8
1.00	18	18	71.4	104.8	152.4	181.0	200.0	219.1	238.1	257.2	276.2	295.3
1.00	20	20		95.3	142.9	171.5	190.5	209.6	228.6	247.7	266.7	285.8
1.00	21	21		90.5	138.1	166.7	185.7	204.8	223.8	242.9	261.9	281.0
1.00	22	22		85.7	133.4	161.9	181.0	200.0	219.1	238.1	257.2	276.2
1.00	24	24			123.8	152.4	171.5	190.5	209.6	228.6	247.7	266.7
1.00	28	28			104.8	133.4	152.4	171.5	190.5	209.6	228.6	247.7
1.00	30	30				123.8	142.9	161.9	181.0	200.0	219.1	238.1
1.00	32	32				114.3	133.4	152.4	171.5	190.5	209.6	228.6
1.00	36	36						133.4	152.4	171.5	190.5	209.6
1.00	40	40							133.4	152.4	171.5	190.5
1.00	44	44									152.4	171.5
1.00	48	48										
1.00	60	60										
1.00	72	72										
1.05	20	21		92.9	140.5	169.1	188.1	207.2	226.2	245.3	264.3	283.4
1.05	21	22		88.1	135.7	164.3	183.3	202.4	221.5	240.5	259.6	278.6
1.07	14	15	88.1	121.4	169.1	197.6	216.7	235.7	254.8	273.8	292.9	311.9
1.07	15	16	83.3	116.7	164.3	192.9	211.9	231.0	250.0	269.1	288.1	307.2
1.07	28	30			100.0	128.6	147.6	166.7	185.7	204.8	223.8	242.9
1.07	30	32				119.0	138.1	157.1	176.2	195.2	214.3	233.3
1.09	22	24		80.9	128.6	157.1	176.2	195.2	214.3	233.3	252.4	271.4
1.10	20	22		90.4	138.1	166.7	185.7	204.8	223.8	242.9	261.9	281.0
1.11	18	20		100.0	147.6	176.2	195.2	214.3	233.3	252.4	271.4	290.5
1.13	16	18	76.1	109.5	157.1	185.7	204.8	223.8	242.9	261.9	281.0	300.0
1.14	14	16	85.7	119.0	166.7	195.2	214.3	233.3	252.4	271.4	290.5	309.5
1.14	21	24		83.2	130.9	159.5	178.5	197.6	216.6	235.7	254.8	273.8
1.14	28	32				123.7	142.7	161.8	180.9	199.9	219.0	238.0
1.17	12	14	95.2	128.6	176.2	204.8	223.8	242.9	261.9	281.0	300.0	319.1
1.17	18	21		97.5	145.2	173.8	192.8	211.9	230.9	250.0	269.0	288.1
1.17	24	28			114.1	142.7	161.8	180.9	199.9	219.0	238.0	257.1
1.20	10	12	104.7	138.1	185.7	214.3	233.3	252.4	271.4	290.5	309.5	328.6
1.20	15	18	78.4	111.8	159.5	188.1	207.1	226.2	245.2	264.3	283.3	302.4
1.20	20	24		85.5	133.2	161.8	180.9	199.9	219.0	238.0	257.1	276.2
1.20	30	36					128.3	147.4	166.4	185.5	204.6	223.7
1.22	18	22		95.1	142.7	171.3	190.4	209.5	228.5	247.6	266.6	285.7
1.25	12	15	92.8	126.1	173.8	202.4	221.4	240.5	259.5	278.6	297.6	316.7
1.25	16	20	71.2	104.6	152.3	180.9	199.9	219.0	238.0	257.1	276.2	295.2
1.25	24	30			109.2	137.8	156.9	176.0	195.1	214.1	233.2	252.2
1.27	22	28			118.7	147.4	166.4	185.5	204.6	223.7	242.7	261.8
1.29	14	18	80.7	114.1	161.8	190.4	209.5	228.5	247.6	266.6	285.7	304.7
1.29	28	36				113.7	132.8	151.9	171.0	190.1	209.2	228.3
1.31	16	21	68.6	102.1	149.8	178.4	197.5	216.6	235.6	254.7	273.7	292.8
1.33	12	16	90.3	123.7	171.3	199.9	219.0	238.0	257.1	276.2	295.2	314.3



CENTRE DISTANCE TABLES L

Theoretical centre distance in mm									Number of grooves		Speed ratio
322L	345L	367L	390L	Belt code					DriveN	DriveR	
				420L	450L	480L	540L	600L			
Number of teeth											
86	92	98	104	112	120	128	144	160			
362.0	390.5	419.1	447.7	485.8	523.9	562.0	638.2	714.4	10	10	1.00
352.4	381.0	409.6	438.2	476.3	514.4	552.5	628.7	704.9	12	12	1.00
342.9	371.5	400.1	428.6	466.7	504.8	542.9	619.1	695.3	14	14	1.00
338.1	366.7	395.3	423.9	462.0	500.1	538.2	614.4	690.6	15	15	1.00
333.4	362.0	390.5	419.1	457.2	495.3	533.4	609.6	685.8	16	16	1.00
323.9	352.4	381.0	409.6	447.7	485.8	523.9	600.1	676.3	18	18	1.00
314.3	342.9	371.5	400.1	438.2	476.3	514.4	590.6	666.8	20	20	1.00
309.6	338.1	366.7	395.3	433.4	471.5	509.6	585.8	662.0	21	21	1.00
304.8	333.4	362.0	390.5	428.6	466.7	504.8	581.0	657.2	22	22	1.00
295.3	323.9	352.4	381.0	419.1	457.2	495.3	571.5	647.7	24	24	1.00
276.2	304.8	333.4	362.0	400.1	438.2	476.3	552.5	628.7	28	28	1.00
266.7	295.3	323.9	352.4	390.5	428.6	466.7	542.9	619.1	30	30	1.00
257.2	285.8	314.3	342.9	381.0	419.1	457.2	533.4	609.6	32	32	1.00
238.1	266.7	295.3	323.9	362.0	400.1	438.2	514.4	590.6	36	36	1.00
219.1	247.7	276.2	304.8	342.9	381.0	419.1	495.3	571.5	40	40	1.00
200.0	228.6	257.2	285.8	323.9	362.0	400.1	476.3	552.5	44	44	1.00
181.0	209.6	238.1	266.7	304.8	342.9	381.0	457.2	533.4	48	48	1.00
			209.6	247.7	285.8	323.9	400.1	476.3	60	60	1.00
					228.6	266.7	342.9	419.1	72	72	1.00
311.9	340.5	369.1	397.7	435.8	473.9	512.0	588.2	664.4	21	20	1.05
307.2	335.8	364.3	392.9	431.0	469.1	507.2	583.4	659.6	22	21	1.05
340.5	369.1	397.7	426.2	464.3	502.4	540.5	616.7	692.9	15	14	1.07
335.8	364.3	392.9	421.5	459.6	497.7	535.8	612.0	688.2	16	15	1.07
271.4	300.0	328.6	357.2	395.3	433.4	471.5	547.7	623.9	30	28	1.07
261.9	290.5	319.1	347.6	385.8	423.9	462.0	538.2	614.4	32	30	1.07
300.0	328.6	357.2	385.8	423.9	462.0	500.1	576.3	652.5	24	22	1.09
309.5	338.1	366.7	395.3	433.4	471.5	509.6	585.8	662.0	22	20	1.10
319.1	347.6	376.2	404.8	442.9	481.0	519.1	595.3	671.5	20	18	1.11
328.6	357.2	385.8	414.3	452.4	490.5	528.6	604.8	681.0	18	16	1.13
338.1	366.7	395.3	423.9	462.0	500.1	538.2	614.4	690.6	16	14	1.14
302.4	331.0	359.5	388.1	426.2	464.3	502.4	578.6	654.8	24	21	1.14
266.6	295.2	323.8	352.4	390.5	428.6	466.7	542.9	619.1	32	28	1.14
347.6	376.2	404.8	433.4	471.5	509.6	547.7	623.9	700.1	14	12	1.17
316.7	345.3	373.8	402.4	440.5	478.6	516.7	592.9	669.1	21	18	1.17
285.7	314.3	342.8	371.4	409.5	447.6	485.7	561.9	638.1	28	24	1.17
357.2	385.8	414.3	442.9	481.0	519.1	557.2	633.4	709.6	12	10	1.20
331.0	359.5	388.1	416.7	454.8	492.9	531.0	607.2	683.4	18	15	1.20
304.7	333.3	361.9	390.5	428.6	466.7	504.8	581.0	657.2	24	20	1.20
252.2	280.8	309.4	338.0	376.1	414.2	452.3	528.6	604.8	36	30	1.20
314.3	342.8	371.4	400.0	438.1	476.2	514.3	590.5	666.7	22	18	1.22
345.3	373.8	402.4	431.0	469.1	507.2	545.3	621.5	697.7	15	12	1.25
323.8	352.4	381.0	409.5	447.6	485.7	523.8	600.0	676.2	20	16	1.25
280.8	309.4	338.0	366.6	404.7	442.8	480.9	557.1	633.3	30	24	1.25
290.4	319.0	347.5	376.1	414.2	452.3	490.5	566.7	642.9	28	22	1.27
333.3	361.9	390.5	419.1	457.2	495.3	533.4	609.6	685.8	18	14	1.29
256.9	285.5	314.1	342.7	380.8	418.9	457.0	533.3	609.5	36	28	1.29
321.4	350.0	378.5	407.1	445.2	483.3	521.4	597.6	673.9	21	16	1.31
342.8	371.4	400.0	428.6	466.7	504.8	542.9	619.1	695.3	16	12	1.33



CENTRE DISTANCE TABLES L

Speed ratio	Number of grooves		Theoretical centre distance in mm									
	DriveR	DriveN	Belt code									
			124L	150L	187L	210L	225L	240L	255L	270L	285L	300L
			Number of teeth									
			33	40	50	56	60	64	68	72	76	80
1.33	15	20	73.4	106.9	154.6	183.2	202.3	221.3	240.4	259.4	278.5	297.6
1.33	18	24		90.0	137.8	166.4	185.5	204.6	223.7	242.7	261.8	280.8
1.33	21	28			121.0	149.6	168.7	187.8	206.9	226.0	245.0	264.1
1.33	24	32			104.1	132.8	151.9	171.0	190.1	209.2	228.3	247.4
1.33	30	40					118.1	137.3	156.4	175.6	194.7	213.8
1.36	22	30			113.7	142.4	161.5	180.6	199.7	218.7	237.8	256.9
1.38	16	22		99.6	147.4	176.0	195.1	214.1	233.2	252.2	271.3	290.4
1.40	10	14	99.8	133.2	180.9	209.5	228.5	247.6	266.6	285.7	304.7	323.8
1.40	15	21	70.9	104.4	152.1	180.7	199.8	218.9	238.0	257.0	276.1	295.1
1.40	20	28			123.2	151.9	171.0	190.1	209.2	228.3	247.4	266.4
1.43	14	20	75.7	109.2	156.9	185.5	204.6	223.7	242.7	261.8	280.8	299.9
1.43	21	30			115.9	144.6	163.7	182.8	201.9	221.0	240.1	259.2
1.43	28	40					122.5	141.7	160.9	180.1	199.2	218.3
1.45	22	32			108.5	137.3	156.4	175.6	194.7	213.8	232.9	252.0
1.47	15	22	68.2	101.8	149.6	178.3	197.4	216.4	235.5	254.6	273.6	292.7
1.47	30	44						126.8	146.1	165.3	184.5	203.7
1.50	10	15	97.3	130.7	178.4	207.0	226.1	245.2	264.2	283.3	302.3	321.4
1.50	12	18	85.2	118.7	166.4	195.1	214.1	233.2	252.2	271.3	290.4	309.4
1.50	14	21	73.0	106.6	154.4	183.0	202.1	221.2	240.3	259.3	278.4	297.5
1.50	16	24		94.5	142.4	171.0	190.1	209.2	228.3	247.4	266.4	285.5
1.50	20	30			118.1	146.9	166.0	185.1	204.2	223.3	242.4	261.5
1.50	24	36				122.5	141.7	160.9	180.1	199.2	218.3	237.4
1.52	21	32			110.7	139.5	158.7	177.8	196.9	216.0	235.2	254.2
1.56	18	28			127.7	156.4	175.6	194.7	213.8	232.9	252.0	271.0
1.57	14	22	70.4	104.1	151.9	180.6	199.7	218.7	237.8	256.9	276.0	295.0
1.57	28	44						131.1	150.4	169.7	188.9	208.1
1.60	10	16	94.8	128.3	176.0	204.6	223.7	242.7	261.8	280.8	299.9	319.0
1.60	15	24		96.7	144.6	173.3	192.4	211.5	230.6	249.7	268.7	287.8
1.60	20	32			112.8	141.7	160.9	180.1	199.2	218.3	237.4	256.5
1.60	30	48						135.4	154.8	174.1	193.3	212.5
1.64	22	36				126.8	146.1	165.3	184.5	203.7	222.8	242.0
1.67	12	20	80.0	113.7	161.5	190.1	209.2	228.3	247.4	266.4	285.5	304.6
1.67	18	30			122.5	151.3	170.5	189.6	208.8	227.9	247.0	266.1
1.67	24	40				111.7	131.1	150.4	169.7	188.9	208.1	227.3
1.71	14	24		98.8	146.9	175.6	194.7	213.8	232.9	252.0	271.0	290.1
1.71	21	36			99.8	129.0	148.3	167.5	186.7	205.9	225.1	244.2
1.71	28	48							139.6	159.0	178.4	197.7
1.75	12	21	77.4	111.1	159.0	187.6	206.7	225.8	244.9	264.0	283.0	302.1
1.75	16	28		83.7	132.1	160.9	180.1	199.2	218.3	237.4	256.5	275.6
1.78	18	32			117.1	146.1	165.3	184.5	203.7	222.8	242.0	261.1
1.80	10	18	89.7	123.2	171.0	199.7	218.7	237.8	256.9	276.0	295.0	314.1
1.80	20	36			101.9	131.1	150.4	169.7	188.9	208.1	227.3	246.5
1.82	22	40				115.8	135.4	154.8	174.1	193.3	212.6	231.8
1.83	12	22	74.7	108.5	156.4	185.1	204.2	223.3	242.4	261.5	280.6	299.7
1.83	24	44					120.0	139.6	159.0	178.4	197.7	217.0
1.87	15	28		85.8	134.3	163.1	182.3	201.4	220.6	239.7	258.8	277.9
1.88	16	30			126.8	155.7	174.9	194.1	213.3	232.4	251.5	270.6
1.90	21	40				117.9	137.5	156.9	176.2	195.5	214.8	234.0

CENTRE DISTANCE TABLES L

Theoretical centre distance in mm									Number of grooves		Speed ratio
322L	345L	367L	390L	Belt code					DriveN	DriveR	
				420L	450L	480L	540L	600L			
Number of teeth											
86	92	98	104	112	120	128	144	160			
326.1	354.7	383.3	411.9	450.0	488.1	526.2	602.4	678.6	20	15	1.33
309.4	338.0	366.6	395.2	433.3	471.4	509.5	585.7	661.9	24	18	1.33
292.7	321.3	349.9	378.5	416.6	454.7	492.8	569.0	645.2	28	21	1.33
276.0	304.6	333.2	361.7	399.9	438.0	476.1	552.3	628.5	32	24	1.33
242.4	271.0	299.7	328.3	366.4	404.5	442.7	518.9	595.1	40	30	1.33
285.5	314.1	342.7	371.3	409.4	447.5	485.6	561.8	638.1	30	22	1.36
319.0	347.5	376.1	404.7	442.8	480.9	519.0	595.2	671.5	22	16	1.38
352.4	381.0	409.5	438.1	476.2	514.3	552.4	628.6	704.8	14	10	1.40
323.7	352.3	380.9	409.5	447.6	485.7	523.8	600.0	676.2	21	15	1.40
295.0	323.6	352.2	380.8	418.9	457.0	495.2	571.4	647.6	28	20	1.40
328.5	357.1	385.7	414.2	452.3	490.5	528.6	604.8	681.0	20	14	1.43
287.8	316.4	345.0	373.6	411.7	449.8	488.0	564.2	640.4	30	21	1.43
247.0	275.6	304.3	332.9	371.0	409.2	447.3	523.6	599.8	40	28	1.43
280.6	309.2	337.8	366.4	404.5	442.7	480.8	557.0	633.2	32	22	1.45
321.3	349.9	378.5	407.1	445.2	483.3	521.4	597.6	673.8	22	15	1.47
232.4	261.1	289.7	318.4	356.6	394.7	432.9	509.1	585.4	44	30	1.47
350.0	378.5	407.1	435.7	473.8	511.9	550.0	626.2	702.4	15	10	1.50
338.0	366.6	395.2	423.8	461.9	500.0	538.1	614.3	690.5	18	12	1.50
326.1	354.6	383.2	411.8	449.9	488.0	526.1	602.4	678.6	21	14	1.50
314.1	342.7	371.3	399.9	438.0	476.1	514.2	590.4	666.6	24	16	1.50
290.1	318.7	347.3	375.9	414.1	452.2	490.3	566.5	642.8	30	20	1.50
266.1	294.7	323.3	352.0	390.1	428.2	466.4	542.6	618.9	36	24	1.50
282.9	311.5	340.1	368.7	406.9	445.0	483.1	559.3	635.6	32	21	1.52
299.7	328.3	356.9	385.5	423.6	461.7	499.8	576.1	652.3	28	18	1.56
323.6	352.2	380.8	409.4	447.5	485.6	523.7	600.0	676.2	22	14	1.57
236.9	265.6	294.3	322.9	361.1	399.3	437.5	513.8	590.1	44	28	1.57
347.5	376.1	404.7	433.3	471.4	509.5	547.6	623.8	700.0	16	10	1.60
316.4	345.0	373.6	402.2	440.3	478.4	516.6	592.8	669.0	24	15	1.60
285.2	313.8	342.4	371.0	409.2	447.3	485.4	561.7	637.9	32	20	1.60
222.2	250.9	279.7	308.4	346.6	384.8	423.0	499.3	575.6	48	30	1.60
270.6	299.3	327.9	356.6	394.7	432.9	471.0	547.3	623.5	36	22	1.64
333.2	361.7	390.3	418.9	457.0	495.2	533.3	609.5	685.7	20	12	1.67
294.7	323.3	352.0	380.6	418.7	456.8	495.0	571.2	647.4	30	18	1.67
256.0	284.7	313.4	342.0	380.2	418.4	456.6	532.8	609.1	40	24	1.67
318.7	347.3	375.9	404.5	442.7	480.8	518.9	595.1	671.3	24	14	1.71
272.9	301.6	330.2	358.8	397.0	435.2	473.3	549.6	625.9	36	21	1.71
226.6	255.4	284.1	312.9	351.1	389.3	427.5	503.9	580.2	48	28	1.71
330.7	359.3	387.9	416.5	454.6	492.7	530.8	607.1	683.3	21	12	1.75
304.3	332.9	361.5	390.1	428.2	466.4	504.5	580.7	657.0	28	16	1.75
289.7	318.4	347.0	375.6	413.8	451.9	490.1	566.3	642.6	32	18	1.75
342.7	371.3	399.9	428.5	466.6	504.7	542.8	619.0	695.2	18	10	1.78
275.2	303.8	332.5	361.1	399.3	437.5	475.6	551.9	628.2	36	20	1.80
260.5	289.2	317.9	346.6	384.8	423.0	461.2	537.5	613.8	40	22	1.80
328.3	356.9	385.5	414.1	452.2	490.3	528.4	604.6	680.9	22	12	1.83
245.8	274.5	303.3	332.0	370.2	408.4	446.6	523.0	599.3	44	24	1.83
306.5	335.2	363.8	392.4	430.6	468.7	506.8	583.1	659.3	28	15	1.87
299.3	327.9	356.6	385.2	423.3	461.5	499.6	575.9	652.1	30	16	1.88
262.7	291.5	320.2	348.9	387.1	425.3	463.4	539.8	616.1	40	21	1.90



CENTRE DISTANCE TABLES L

Speed ratio	Number of grooves		Theoretical centre distance in mm									
	DriveR	DriveN	Belt code									
			124L	150L	187L	210L	225L	240L	255L	270L	285L	300L
			Number of teeth									
			33	40	50	56	60	64	68	72	76	80
2.00	10	20	84.4	118.1	166.0	194.7	213.8	232.9	252.0	271.0	290.1	309.2
2.00	12	24	69.0	103.2	151.3	180.1	199.2	218.3	237.4	256.5	275.6	294.7
2.00	14	28		87.9	136.5	165.3	184.5	203.7	222.8	242.0	261.1	280.2
2.00	15	30		80.1	129.0	157.9	177.1	196.3	215.5	234.6	253.8	272.9
2.00	16	32			121.4	150.4	169.7	188.9	208.1	227.3	246.5	265.6
2.00	18	36			106.0	135.4	154.8	174.1	193.3	212.6	231.8	250.9
2.00	20	40				120.0	139.6	159.0	178.4	197.7	217.0	236.2
2.00	22	44					124.1	143.8	163.3	182.7	202.0	221.3
2.00	24	48						128.1	147.9	167.5	186.9	206.3
2.00	30	60										160.2
2.10	10	21	81.6	115.5	163.5	192.2	211.3	230.4	249.5	268.6	287.6	306.7
2.10	21	44					126.1	145.8	165.4	184.8	204.2	223.5
2.13	15	32			123.5	152.6	171.9	191.1	210.4	229.5	248.7	267.8
2.14	14	30		82.1	131.1	160.1	179.3	198.5	217.7	236.9	256.0	275.2
2.14	28	60									144.2	164.2
2.18	11	24	71.1	105.3	153.5	182.3	201.4	220.6	239.7	258.8	277.9	297.0
2.18	22	48						132.2	152.0	171.7	191.2	210.6
2.20	10	22	78.9	112.8	160.9	189.6	208.8	227.9	247.0	266.1	285.2	304.3
2.20	20	44				108.1	128.1	147.9	167.5	186.9	206.3	225.7
2.22	18	40				124.1	143.8	163.3	182.7	202.0	221.3	240.6
2.25	16	36			110.1	139.6	159.0	178.4	197.7	217.0	236.2	255.4
2.29	14	32			125.6	154.8	174.1	193.3	212.6	231.8	250.9	270.1
2.29	21	48						134.2	154.1	173.8	193.3	212.7
2.33	12	28		92.0	140.8	169.7	188.9	208.1	227.3	246.5	265.6	284.7
2.40	10	24	73.1	107.4	155.7	184.5	203.7	222.8	242.0	261.1	280.2	299.3
2.40	15	36			112.1	141.7	161.2	180.5	199.9	219.1	238.4	257.6
2.40	20	48					116.0	136.2	156.1	175.8	195.4	214.9
2.40	30	72										
2.44	18	44				112.1	132.2	152.0	171.7	191.2	210.6	230.0
2.50	12	30		86.1	135.4	164.4	183.7	203.0	222.2	241.3	260.5	279.7
2.50	16	40			97.9	128.1	147.9	167.5	186.9	206.3	225.7	244.9
2.50	24	60									152.0	172.3
2.57	14	36			114.2	143.8	163.3	182.7	202.0	221.3	240.6	259.8
2.57	28	72										
2.67	12	32		79.9	129.8	159.0	178.4	197.7	217.0	236.2	255.4	274.5
2.67	15	40			99.9	130.2	150.0	169.6	189.1	208.5	227.8	247.1
2.67	18	48					119.9	140.2	160.2	180.0	199.6	219.1
2.73	22	60								135.2	155.9	176.2
2.75	16	44				116.0	136.2	156.1	175.8	195.4	214.9	234.3
2.80	10	28		96.1	145.1	174.1	193.3	212.6	231.8	250.9	270.1	289.2
2.86	14	40			101.8	132.2	152.0	171.7	191.2	210.6	230.0	249.3
2.86	21	60								137.1	157.9	178.2
2.93	15	44				117.9	138.2	158.2	177.9	197.5	217.0	236.4
3.00	10	30		90.1	139.6	168.7	188.1	207.3	226.6	245.8	265.0	284.1
3.00	12	36			118.2	147.9	167.5	186.9	206.3	225.7	244.9	264.2
3.00	16	48					123.7	144.2	164.2	184.1	203.7	223.3
3.00	20	60								138.9	159.8	180.2
3.00	24	72										

CENTRE DISTANCE TABLES L

Theoretical centre distance in mm									Number of grooves		Speed ratio
322L	345L	367L	390L	Belt code					DriveN	DriveR	
				420L	450L	480L	540L	600L			
Number of teeth											
86	92	98	104	112	120	128	144	160			
337.8	366.4	395.0	423.6	461.7	499.8	537.9	614.2	690.4	20	10	2.00
323.3	352.0	380.6	409.2	447.3	485.4	523.6	599.8	676.0	24	12	2.00
308.8	337.5	366.1	394.7	432.9	471.0	509.1	585.4	661.6	28	14	2.00
301.6	330.2	358.8	387.5	425.6	463.8	501.9	578.2	654.4	30	15	2.00
294.3	322.9	351.6	380.2	418.4	456.6	494.7	571.0	647.2	32	16	2.00
279.7	308.4	337.0	365.7	403.9	442.1	480.2	556.5	632.8	36	18	2.00
265.0	293.7	322.4	351.1	389.3	427.5	465.7	542.1	618.4	40	20	2.00
250.2	279.0	307.8	336.5	374.8	413.0	451.2	527.6	603.9	44	22	2.00
235.3	264.2	293.0	321.8	360.1	398.4	436.6	513.1	589.4	48	24	2.00
189.8	219.1	248.2	277.2	315.8	354.3	392.7	469.3	545.8	60	30	2.00
335.3	363.9	392.6	421.2	459.3	497.4	535.5	611.8	688.0	21	10	2.10
252.4	281.2	310.0	338.7	377.0	415.3	453.5	529.9	606.2	44	21	2.10
296.5	325.2	353.9	382.5	420.7	458.9	497.0	573.3	649.6	32	15	2.13
303.8	332.5	361.1	389.8	427.9	466.1	504.2	580.5	656.8	30	14	2.14
193.9	223.3	252.5	281.6	320.2	358.7	397.1	473.8	550.3	60	28	2.14
325.6	354.3	382.9	411.5	449.6	487.8	525.9	602.1	678.4	24	11	2.18
239.6	268.6	297.4	326.2	364.6	402.9	441.2	517.6	594.0	48	22	2.18
332.9	361.5	390.1	418.7	456.8	495.0	533.1	609.3	685.6	22	10	2.20
254.6	283.4	312.2	341.0	379.3	417.5	455.7	532.2	608.5	44	20	2.20
269.4	298.2	326.9	355.6	393.9	432.1	470.3	546.7	623.0	40	18	2.22
284.1	312.9	341.6	370.2	408.4	446.6	484.8	561.2	637.5	36	16	2.25
298.8	327.5	356.1	384.8	423.0	461.2	499.3	575.6	651.9	32	14	2.29
241.8	270.7	299.6	328.4	366.8	405.1	443.4	519.9	596.3	48	21	2.29
313.4	342.0	370.7	399.3	437.5	475.6	513.8	590.1	666.3	28	12	2.33
327.9	356.6	385.2	413.8	451.9	490.1	528.2	604.5	680.7	24	10	2.40
286.4	315.1	343.8	372.5	410.7	448.9	487.1	563.5	639.8	36	15	2.40
243.9	272.9	301.8	330.6	369.0	407.4	445.7	522.1	598.6	48	20	2.40
	184.1	214.3	244.1	283.3	322.3	361.1	438.3	515.2	72	30	2.40
258.9	287.8	316.6	345.4	383.7	422.0	460.3	536.7	613.1	44	18	2.44
308.4	337.0	365.7	394.3	432.5	470.7	508.9	585.2	661.4	30	12	2.50
273.8	302.6	331.4	360.1	398.4	436.6	474.9	551.2	627.6	40	16	2.50
202.1	231.7	261.0	290.1	328.8	367.4	405.9	482.7	559.3	60	24	2.50
288.6	317.3	346.1	374.8	413.0	451.2	489.4	565.8	642.1	36	14	2.57
	188.1	218.3	248.2	287.5	326.5	365.4	442.6	519.6	72	28	2.57
303.3	332.0	360.7	389.3	427.5	465.7	503.9	580.2	656.5	32	12	2.67
276.0	304.8	333.6	362.3	400.6	438.9	477.1	553.5	629.9	40	15	2.67
248.2	277.2	306.2	335.0	373.5	411.8	450.1	526.7	603.1	48	18	2.67
206.2	235.8	265.2	294.4	333.1	371.8	410.3	487.1	563.8	60	22	2.73
263.3	292.2	321.0	349.8	388.2	426.5	464.8	541.3	617.7	44	16	2.75
317.9	346.6	375.2	403.9	442.1	480.2	518.4	594.7	671.0	28	10	2.80
278.2	307.0	335.8	364.6	402.9	441.2	479.4	555.8	632.2	40	14	2.86
208.2	237.9	267.3	296.5	335.3	373.9	412.5	489.3	566.0	60	21	2.86
265.4	294.4	323.2	352.1	390.4	428.8	467.0	543.5	619.9	44	15	2.93
312.9	341.6	370.2	398.9	437.1	475.3	513.5	589.8	666.1	30	10	3.00
293.0	321.8	350.5	379.3	417.5	455.7	494.0	570.3	646.7	36	12	3.00
252.5	281.6	310.5	339.4	377.9	416.3	454.6	531.2	607.7	48	16	3.00
210.3	239.9	269.4	298.6	337.4	376.1	414.7	491.6	568.3	60	20	3.00
164.6	195.9	226.3	256.3	295.8	335.0	373.9	451.3	528.4	72	24	3.00



CENTRE DISTANCE TABLES L

Speed ratio	Number of grooves		Theoretical centre distance in mm									
	DriveR	DriveN	Belt code									
			124L	150L	187L	210L	225L	240L	255L	270L	285L	300L
			Number of teeth									
			33	40	50	56	60	64	68	72	76	80
3.14	14	44				119.9	140.2	160.2	180.0	199.6	219.1	238.5
3.20	10	32		83.8	133.9	163.3	182.7	202.0	221.3	240.6	259.8	279.0
3.20	15	48					125.6	146.1	166.2	186.1	205.8	225.4
3.27	22	72										
3.33	12	40			105.7	136.2	156.1	175.8	195.4	214.9	234.3	253.6
3.33	18	60								142.7	163.7	184.1
3.43	14	48				106.3	127.5	148.1	168.3	188.2	207.9	227.5
3.43	21	72										
3.60	10	36			122.2	152.0	171.7	191.2	210.6	230.0	249.3	268.6
3.60	20	72										
3.67	12	44				123.7	144.2	164.2	184.1	203.7	223.3	242.8
3.75	16	60								146.5	167.5	188.1
4.00	10	40			109.5	140.2	160.2	180.0	199.6	219.1	238.5	257.9
4.00	12	48				110.0	131.4	152.0	172.3	192.2	212.0	231.7
4.00	15	60							126.3	148.3	169.4	190.0
4.00	18	72										
4.29	14	60							128.1	150.2	171.3	192.0
4.40	10	44			95.2	127.5	148.1	168.3	188.2	207.9	227.5	247.0
4.50	16	72										146.0
4.80	10	48				113.6	135.2	155.9	176.2	196.3	216.1	235.8
4.80	15	72										147.8
5.00	12	60							131.7	153.9	175.2	195.9
5.14	14	72										149.5
6.00	10	60							135.3	157.6	179.0	199.8
6.00	12	72										153.1
7.20	10	72										156.6



CENTRE DISTANCE TABLES L

Theoretical centre distance in mm									Number of grooves		Speed ratio
322L	345L	367L	Belt code						DriveN	DriveR	
			390L	420L	450L	480L	540L	600L			
Number of teeth											
86	92	98	104	112	120	128	144	160			
267.6	296.5	325.4	354.3	392.7	431.0	469.3	545.8	622.2	44	14	3.14
307.8	336.5	365.2	393.9	432.1	470.3	508.5	584.8	661.1	32	10	3.20
254.6	283.7	312.7	341.6	380.1	418.5	456.8	533.4	609.9	48	15	3.20
168.4	199.8	230.3	260.3	299.9	339.2	378.1	455.6	532.8	72	22	3.27
282.6	311.4	340.2	369.0	407.4	445.7	483.9	560.4	636.8	40	12	3.33
214.3	244.1	273.5	302.8	341.7	380.4	419.0	496.0	572.7	60	18	3.33
256.7	285.9	314.9	343.8	382.3	420.7	459.1	535.7	612.2	48	14	3.43
170.2	201.7	232.3	262.4	302.0	341.2	380.3	457.8	534.9	72	21	3.43
297.4	326.2	355.0	383.7	422.0	460.3	498.5	574.9	651.3	36	10	3.60
172.1	203.6	234.3	264.4	304.0	343.3	382.4	460.0	537.1	72	20	3.60
271.9	300.9	329.8	358.7	397.1	435.4	473.8	550.3	626.8	44	12	3.67
218.3	248.2	277.7	307.1	346.0	384.7	423.4	500.4	577.2	60	16	3.75
286.9	315.8	344.7	373.5	411.8	450.1	488.4	564.9	641.3	40	10	4.00
261.0	290.1	319.2	348.1	386.7	425.1	463.5	540.2	616.7	48	12	4.00
220.3	250.2	279.8	309.1	348.1	386.9	425.5	502.6	579.4	60	15	4.00
175.8	207.5	238.2	268.4	308.1	347.5	386.6	464.3	541.5	72	18	4.00
222.3	252.2	281.8	311.2	350.2	389.0	427.7	504.8	581.6	60	14	4.29
276.2	305.2	334.2	363.0	401.5	439.9	478.2	554.8	631.3	44	10	4.40
179.6	211.3	242.1	272.4	312.2	351.7	390.8	468.5	545.8	72	16	4.50
265.2	294.4	323.5	352.5	391.0	429.5	467.9	544.6	621.2	48	10	4.80
181.4	213.2	244.1	274.4	314.3	353.7	392.9	470.7	548.0	72	15	4.80
226.3	256.3	286.0	315.4	354.5	393.3	432.0	509.1	586.0	60	12	5.00
183.3	215.1	246.1	276.4	316.3	355.8	395.0	472.8	550.2	72	14	5.14
230.3	260.3	290.1	319.6	358.7	397.6	436.3	513.5	590.4	60	10	6.00
187.0	218.9	250.0	280.4	320.4	359.9	399.2	477.1	554.5	72	12	6.00
190.6	222.7	253.9	284.4	324.4	364.0	403.3	481.3	558.8	72	10	7.20



CENTRE DISTANCE TABLES H

Speed ratio	Number of grooves		Theoretical centre distance in mm									
	DriveR	DriveN	Belt code									
			240H	270H	300H	330H	360H	390H	420H	450H	480H	510H
			Number of teeth									
			48	54	60	66	72	78	84	90	96	102
1.00	14	14	215.9	254.0	292.1	330.2	368.3	406.4	444.5	482.6	520.7	558.8
1.00	16	16	203.2	241.3	279.4	317.5	355.6	393.7	431.8	469.9	508.0	546.1
1.00	18	18	190.5	228.6	266.7	304.8	342.9	381.0	419.1	457.2	495.3	533.4
1.00	19	19	184.2	222.3	260.4	298.5	336.6	374.7	412.8	450.9	489.0	527.1
1.00	20	20	177.8	215.9	254.0	292.1	330.2	368.3	406.4	444.5	482.6	520.7
1.00	21	21	171.5	209.6	247.7	285.8	323.9	362.0	400.1	438.2	476.3	514.4
1.00	22	22	165.1	203.2	241.3	279.4	317.5	355.6	393.7	431.8	469.9	508.0
1.00	24	24	152.4	190.5	228.6	266.7	304.8	342.9	381.0	419.1	457.2	495.3
1.00	26	26	139.7	177.8	215.9	254.0	292.1	330.2	368.3	406.4	444.5	482.6
1.00	28	28	127.0	165.1	203.2	241.3	279.4	317.5	355.6	393.7	431.8	469.9
1.00	30	30		152.4	190.5	228.6	266.7	304.8	342.9	381.0	419.1	457.2
1.00	32	32			177.8	215.9	254.0	292.1	330.2	368.3	406.4	444.5
1.00	36	36				190.5	228.6	266.7	304.8	342.9	381.0	419.1
1.00	40	40					203.2	241.3	279.4	317.5	355.6	393.7
1.00	44	44						215.9	254.0	292.1	330.2	368.3
1.00	48	48							228.6	266.7	304.8	342.9
1.00	60	60										266.7
1.05	21	22	168.3	206.4	244.5	282.6	320.7	358.8	396.9	435.0	473.1	511.2
1.06	18	19	187.3	225.4	263.5	301.6	339.7	377.8	415.9	454.0	492.1	530.2
1.05	19	20	181.0	219.1	257.2	295.3	333.4	371.5	409.6	447.7	485.8	523.9
1.05	20	21	174.6	212.7	250.8	288.9	327.0	365.1	403.2	441.3	479.4	517.5
1.07	28	30		158.7	196.8	234.9	273.0	311.1	349.2	387.3	425.4	463.5
1.07	30	32		146.0	184.1	222.2	260.3	298.4	336.5	374.6	412.7	450.8
1.08	24	26	146.0	184.1	222.2	260.3	298.4	336.5	374.6	412.7	450.8	488.9
1.08	26	28	133.3	171.4	209.5	247.6	285.7	323.8	361.9	400.0	438.1	476.2
1.09	22	24	158.7	196.8	234.9	273.0	311.1	349.2	387.3	425.4	463.5	501.6
1.09	44	48						203.0	241.2	279.3	317.4	355.5
1.11	19	21	177.8	215.9	254.0	292.1	330.2	368.3	406.4	444.5	482.6	520.7
1.10	20	22	171.4	209.5	247.6	285.7	323.8	361.9	400.0	438.1	476.2	514.3
1.10	40	44					190.3	228.5	266.6	304.7	342.8	380.9
1.11	18	20	184.1	222.2	260.3	298.4	336.5	374.6	412.7	450.8	488.9	527.0
1.11	36	40				177.6	215.7	253.9	292.0	330.1	368.2	406.3
1.13	16	18	196.8	234.9	273.0	311.1	349.2	387.3	425.4	463.5	501.6	539.7
1.13	32	36			164.9	203.0	241.2	279.3	317.4	355.5	393.6	431.7
1.14	14	16	209.5	247.6	285.7	323.8	361.9	400.0	438.1	476.2	514.3	552.4
1.14	21	24	161.8	199.9	238.0	276.2	314.3	352.4	390.5	428.6	466.7	504.8
1.14	28	32		152.2	190.3	228.5	266.6	304.7	342.8	380.9	419.0	457.1
1.15	26	30	126.7	164.9	203.0	241.2	279.3	317.4	355.5	393.6	431.7	469.8
1.16	19	22	174.5	212.6	250.8	288.9	327.0	365.1	403.2	441.3	479.4	517.5
1.17	18	21	180.9	219.0	257.1	295.2	333.3	371.4	409.5	447.6	485.7	523.8
1.17	24	28	139.5	177.6	215.7	253.9	292.0	330.1	368.2	406.3	444.4	482.5
1.18	22	26	152.2	190.3	228.5	266.6	304.7	342.8	380.9	419.0	457.1	495.2
1.19	16	19	193.6	231.7	269.8	307.9	346.0	384.1	422.2	460.3	498.4	536.5
1.20	20	24	164.9	203.0	241.2	279.3	317.4	355.5	393.6	431.7	469.8	507.9
1.20	30	36			171.0	209.2	247.4	285.5	323.6	361.7	399.9	438.0
1.20	40	48						215.3	253.5	291.7	329.8	367.9
1.22	18	22	177.6	215.7	253.9	292.0	330.1	368.2	406.3	444.4	482.5	520.6
1.22	36	44					202.6	240.8	278.9	317.1	355.2	393.4



CENTRE DISTANCE TABLES H

Theoretical centre distance in mm									Number of grooves		Speed ratio
Belt code									DriveN	DriveR	
570H	600H	700H	750H	800H	900H	1000H	1250H	1700H			
Number of teeth											
114	120	140	150	160	180	200	250	340			
635.0	673.1	800.1	863.6	927.1	1054.1	1181.1	1498.6	2070.1	14	14	1.00
622.3	660.4	787.4	850.9	914.4	1041.4	1168.4	1485.9	2057.4	16	16	1.00
609.6	647.7	774.7	838.2	901.7	1028.7	1155.7	1473.2	2044.7	18	18	1.00
603.3	641.4	768.4	831.9	895.4	1022.4	1149.4	1466.9	2038.4	19	19	1.00
596.9	635.0	762.0	825.5	889.0	1016.0	1143.0	1460.5	2032.0	20	20	1.00
590.6	628.7	755.7	819.2	882.7	1009.7	1136.7	1454.2	2025.7	21	21	1.00
584.2	622.3	749.3	812.8	876.3	1003.3	1130.3	1447.8	2019.3	22	22	1.00
571.5	609.6	736.6	800.1	863.6	990.6	1117.6	1435.1	2006.6	24	24	1.00
558.8	596.9	723.9	787.4	850.9	977.9	1104.9	1422.4	1993.9	26	26	1.00
546.1	584.2	711.2	774.7	838.2	965.2	1092.2	1409.7	1981.2	28	28	1.00
533.4	571.5	698.5	762.0	825.5	952.5	1079.5	1397.0	1968.5	30	30	1.00
520.7	558.8	685.8	749.3	812.8	939.8	1066.8	1384.3	1955.8	32	32	1.00
495.3	533.4	660.4	723.9	787.4	914.4	1041.4	1358.9	1930.4	36	36	1.00
469.9	508.0	635.0	698.5	762.0	889.0	1016.0	1333.5	1905.0	40	40	1.00
444.5	482.6	609.6	673.1	736.6	863.6	990.6	1308.1	1879.6	44	44	1.00
419.1	457.2	584.2	647.7	711.2	838.2	965.2	1282.7	1854.2	48	48	1.00
342.9	381.0	508.0	571.5	635.0	762.0	889.0	1206.5	1778.0	60	60	1.00
587.4	625.5	752.5	816.0	879.5	1006.5	1133.5	1451.0	2022.5	22	21	1.05
606.4	644.5	771.5	835.0	898.5	1025.5	1152.5	1470.0	2041.5	19	18	1.06
600.1	638.2	765.2	828.7	892.2	1019.2	1146.2	1463.7	2035.2	20	19	1.05
593.7	631.8	758.8	822.3	885.8	1012.8	1139.8	1457.3	2028.8	21	20	1.05
539.7	577.8	704.8	768.3	831.8	958.8	1085.8	1403.3	1974.8	30	28	1.07
527.0	565.1	692.1	755.6	819.1	946.1	1073.1	1390.6	1962.1	32	30	1.07
565.1	603.2	730.2	793.7	857.2	984.2	1111.2	1428.7	2000.2	26	24	1.08
552.4	590.5	717.5	781.0	844.5	971.5	1098.5	1416.0	1987.5	28	26	1.08
577.8	615.9	742.9	806.4	869.9	996.9	1123.9	1441.4	2012.9	24	22	1.09
431.7	469.8	596.8	660.4	723.9	850.9	977.9	1295.4	1866.9	48	44	1.09
596.9	635.0	762.0	825.5	889.0	1016.0	1143.0	1460.5	2032.0	21	19	1.11
590.5	628.6	755.6	819.1	882.6	1009.6	1136.6	1454.1	2025.6	22	20	1.10
457.1	495.2	622.2	685.8	749.3	876.3	1003.3	1320.8	1892.3	44	40	1.10
603.2	641.3	768.3	831.8	895.3	1022.3	1149.3	1466.8	2038.3	20	18	1.11
482.5	520.6	647.6	711.2	774.7	901.7	1028.7	1346.2	1917.7	40	36	1.11
615.9	654.0	781.0	844.5	908.0	1035.0	1162.0	1479.5	2051.0	18	16	1.13
507.9	546.0	673.1	736.6	800.1	927.1	1054.1	1371.6	1943.1	36	32	1.13
628.6	666.7	793.7	857.2	920.7	1047.7	1174.7	1492.2	2063.7	16	14	1.14
581.0	619.1	746.1	809.6	873.1	1000.1	1127.1	1444.6	2016.1	24	21	1.14
533.3	571.4	698.5	762.0	825.5	952.5	1079.5	1397.0	1968.5	32	28	1.14
546.0	584.1	711.2	774.7	838.2	965.2	1092.2	1409.7	1981.2	30	26	1.15
593.7	631.8	758.8	822.3	885.8	1012.8	1139.8	1457.3	2028.8	22	19	1.16
600.0	638.1	765.2	828.7	892.2	1019.2	1146.2	1463.7	2035.2	21	18	1.17
558.7	596.8	723.9	787.4	850.9	977.9	1104.9	1422.4	1993.9	28	24	1.17
571.4	609.5	736.6	800.1	863.6	990.6	1117.6	1435.1	2006.6	26	22	1.18
612.7	650.8	777.9	841.4	904.9	1031.9	1158.9	1476.4	2047.9	19	16	1.19
584.1	622.2	749.3	812.8	876.3	1003.3	1130.3	1447.8	2019.3	24	20	1.20
514.2	552.3	679.3	742.9	806.4	933.4	1060.4	1377.9	1949.4	36	30	1.20
444.2	482.3	609.4	672.9	736.4	863.4	990.5	1308.0	1879.5	48	40	1.20
596.8	634.9	762.0	825.5	889.0	1016.0	1143.0	1460.5	2032.0	22	18	1.22
469.6	507.7	634.8	698.3	761.8	888.9	1015.9	1333.4	1904.9	44	36	1.22



CENTRE DISTANCE TABLES H

Speed ratio	Number of grooves		Theoretical centre distance in mm									
	DriveR	DriveN	Belt code									
			240H	270H	300H	330H	360H	390H	420H	450H	480H	510H
			Number of teeth									
			48	54	60	66	72	78	84	90	96	102
1.23	26	32		158.3	196.5	234.6	272.8	310.9	349.0	387.2	425.3	463.4
1.24	21	26	155.2	193.4	231.6	269.7	307.8	345.9	384.0	422.2	460.3	498.4
1.25	16	20	190.3	228.5	266.6	304.7	342.8	380.9	419.0	457.1	495.2	533.3
1.25	24	30	132.8	171.0	209.2	247.4	285.5	323.6	361.7	399.9	438.0	476.1
1.25	32	40				189.8	228.0	266.2	304.4	342.5	380.7	418.8
1.25	48	60									265.6	303.8
1.26	19	24	168.0	206.1	244.3	282.4	320.5	358.6	396.7	434.9	473.0	511.1
1.27	22	28	145.5	183.7	221.9	260.1	298.2	336.3	374.5	412.6	450.7	488.8
1.29	14	18	203.0	241.2	279.3	317.4	355.5	393.6	431.7	469.8	507.9	546.0
1.29	28	36			177.1	215.3	253.5	291.7	329.8	367.9	406.1	444.2
1.30	20	26	158.3	196.5	234.6	272.8	310.9	349.0	387.2	425.3	463.4	501.5
1.31	16	21	187.1	225.2	263.3	301.5	339.6	377.7	415.8	453.9	492.0	530.1
1.33	18	24	171.0	209.2	247.4	285.5	323.6	361.7	399.9	438.0	476.1	514.2
1.33	21	28	148.6	186.8	225.0	263.1	301.3	339.4	377.6	415.7	453.8	491.9
1.33	24	32	126.0	164.3	202.6	240.8	278.9	317.1	355.2	393.4	431.5	469.6
1.33	30	40			157.5	195.8	234.1	272.3	310.5	348.7	386.8	425.0
1.33	36	48					188.9	227.3	265.6	303.8	342.0	380.2
1.36	14	19	199.8	237.9	276.0	314.2	352.3	390.4	428.5	466.6	504.7	542.8
1.36	22	30	138.8	177.1	215.3	253.5	291.7	329.8	367.9	406.1	444.2	482.3
1.36	44	60							239.1	277.5	315.8	354.1
1.38	16	22	183.7	221.9	260.1	298.2	336.3	374.5	412.6	450.7	488.8	526.9
1.37	19	26	161.3	199.5	237.7	275.9	314.0	352.1	390.3	428.4	466.5	504.6
1.38	26	36		144.6	183.0	221.3	259.6	297.8	335.9	374.1	412.3	450.4
1.38	32	44				176.1	214.5	252.8	291.1	329.3	367.5	405.7
1.40	20	28	151.5	189.8	228.0	266.2	304.4	342.5	380.7	418.8	456.9	495.0
1.43	14	20	196.5	234.6	272.8	310.9	349.0	387.2	425.3	463.4	501.5	539.6
1.43	21	30	141.7	180.1	218.3	256.5	294.7	332.9	371.0	409.2	447.3	485.4
1.43	28	40			163.3	201.7	240.1	278.3	316.6	354.8	393.0	431.1
1.44	18	26	164.3	202.6	240.8	278.9	317.1	355.2	393.4	431.5	469.6	507.7
1.45	22	32	131.8	170.2	208.6	246.8	285.0	323.2	361.4	399.5	437.7	475.8
1.47	30	44				181.9	220.4	258.8	297.1	335.4	373.6	411.8
1.47	19	28	154.5	192.8	231.1	269.3	307.4	345.6	383.7	421.9	460.0	498.1
1.50	14	21	193.2	231.3	269.5	307.6	345.8	383.9	422.0	460.2	498.3	536.4
1.50	16	24	177.1	215.3	253.5	291.7	329.8	367.9	406.1	444.2	482.3	520.4
1.50	20	30	144.6	183.0	221.3	259.6	297.8	335.9	374.1	412.3	450.4	488.5
1.50	24	36		150.4	188.9	227.3	265.6	303.8	342.0	380.2	418.4	456.6
1.50	32	48					200.6	239.1	277.5	315.8	354.1	392.4
1.50	40	60								250.7	289.3	327.7
1.50	48	72										262.2
1.52	21	32	134.7	173.2	211.6	249.8	288.1	326.3	364.4	402.6	440.8	478.9
1.54	26	40			169.1	207.6	246.0	284.3	322.6	360.8	399.0	437.2
1.56	18	28	157.5	195.8	234.1	272.3	310.5	348.7	386.8	425.0	463.1	501.2
1.57	14	22	189.8	228.0	266.2	304.4	342.5	380.7	418.8	456.9	495.0	533.2
1.57	28	44				187.7	226.3	264.7	303.1	341.4	379.6	417.8
1.58	19	30	147.5	186.0	224.3	262.6	300.8	339.0	377.2	415.3	453.5	491.6
1.60	20	32	137.6	176.1	214.5	252.8	291.1	329.3	367.5	405.7	443.8	482.0
1.60	30	48					206.3	244.9	283.4	321.8	360.1	398.4
1.63	16	26	170.2	208.6	246.8	285.0	323.2	361.4	399.5	437.7	475.8	514.0



CENTRE DISTANCE TABLES H

Theoretical centre distance in mm									Number of grooves		Speed ratio
Belt code									DriveN	DriveR	
570H	600H	700H	750H	800H	900H	1000H	1250H	1700H			
Number of teeth											
114	120	140	150	160	180	200	250	340			
539.6	577.7	704.7	768.3	831.8	958.8	1085.8	1403.3	1974.8	32	26	1.23
574.6	612.7	739.7	803.2	866.7	993.7	1120.7	1438.2	2009.7	26	21	1.24
609.5	647.6	774.7	838.2	901.7	1028.7	1155.7	1473.2	2044.7	20	16	1.25
552.3	590.4	717.4	781.0	844.5	971.5	1098.5	1416.0	1987.5	30	24	1.25
495.0	533.2	660.2	723.7	787.2	914.3	1041.3	1358.8	1930.3	40	32	1.25
380.2	418.4	545.6	609.1	672.7	799.7	926.8	1244.4	1815.9	60	48	1.25
587.3	625.4	752.4	815.9	879.4	1006.4	1133.4	1450.9	2022.4	24	19	1.26
565.0	603.1	730.1	793.7	857.2	984.2	1111.2	1428.7	2000.2	28	22	1.27
622.2	660.4	787.4	850.9	914.4	1041.4	1168.4	1485.9	2057.4	18	14	1.29
520.4	558.6	685.6	749.1	812.6	939.7	1066.7	1384.2	1955.7	36	28	1.29
577.7	615.8	742.9	806.4	869.9	996.9	1123.9	1441.4	2012.9	26	20	1.30
606.3	644.4	771.5	835.0	898.5	1025.5	1152.5	1470.0	2041.5	21	16	1.31
590.4	628.5	755.6	819.1	882.6	1009.6	1136.6	1454.1	2025.6	24	18	1.33
568.1	606.3	733.3	796.8	860.3	987.3	1114.3	1431.9	2003.4	28	21	1.33
545.9	584.0	711.0	774.5	838.0	965.1	1092.1	1409.6	1981.1	32	24	1.33
501.2	539.4	666.4	730.0	793.5	920.5	1047.6	1365.1	1936.6	40	30	1.33
456.6	494.7	621.8	685.4	748.9	876.0	1003.0	1320.6	1892.1	48	36	1.33
619.0	657.1	784.2	847.7	911.2	1038.2	1165.2	1482.7	2054.2	19	14	1.36
558.6	596.7	723.7	787.2	850.7	977.8	1104.8	1422.3	1993.8	30	22	1.36
392.4	430.6	557.9	621.5	685.0	812.2	939.2	1256.9	1828.5	60	44	1.36
603.1	641.2	768.3	831.8	895.3	1022.3	1149.3	1466.8	2038.3	22	16	1.38
580.9	619.0	746.0	809.5	873.0	1000.0	1127.0	1444.6	2016.1	26	19	1.37
526.7	564.8	691.9	755.4	818.9	945.9	1073.0	1390.5	1962.0	36	26	1.38
482.0	520.1	647.2	710.8	774.3	901.4	1028.4	1346.0	1917.5	44	32	1.38
571.3	609.4	736.4	799.9	863.4	990.5	1117.5	1435.0	2006.5	28	20	1.40
615.8	653.9	781.0	844.5	908.0	1035.0	1162.0	1479.5	2051.0	20	14	1.43
561.7	599.8	726.8	790.4	853.9	980.9	1107.9	1425.5	1997.0	30	21	1.43
507.4	545.6	672.7	736.2	799.7	926.8	1053.8	1371.4	1942.9	40	28	1.43
584.0	622.1	749.1	812.6	876.2	1003.2	1130.2	1447.7	2019.2	26	18	1.44
552.1	590.2	717.3	780.8	844.3	971.3	1098.4	1415.9	1987.4	32	22	1.45
488.1	526.3	653.4	717.0	780.5	907.6	1034.7	1352.3	1923.8	44	30	1.47
574.4	612.5	739.6	803.1	866.6	993.6	1120.6	1438.2	2009.7	28	19	1.47
612.6	650.7	777.7	841.3	904.8	1031.8	1158.8	1476.3	2047.8	21	14	1.50
596.7	634.8	761.8	825.3	888.9	1015.9	1142.9	1460.4	2031.9	24	16	1.50
564.8	602.9	730.0	793.5	857.0	984.0	1111.1	1428.6	2000.1	30	20	1.50
532.8	571.0	698.1	761.6	825.1	952.2	1079.2	1396.8	1968.4	36	24	1.50
468.8	507.0	634.2	697.8	761.3	888.4	1015.5	1333.1	1904.7	48	32	1.50
404.4	442.7	570.1	633.7	697.3	824.5	951.6	1269.4	1841.1	60	40	1.50
339.4	377.9	505.7	569.4	633.1	760.5	887.7	1205.5	1777.3	72	48	1.50
555.2	593.3	720.4	783.9	847.4	974.5	1101.5	1419.1	1990.6	32	21	1.52
513.6	551.7	678.9	742.4	806.0	933.0	1060.1	1377.7	1949.2	40	26	1.54
577.5	615.6	742.7	806.2	869.7	996.7	1123.8	1441.3	2012.8	28	18	1.56
609.4	647.5	774.5	838.0	901.6	1028.6	1155.6	1473.1	2044.6	22	14	1.57
494.2	532.4	659.6	723.2	786.7	913.8	1040.9	1358.5	1930.1	44	28	1.57
567.9	606.0	733.1	796.6	860.1	987.2	1114.2	1431.8	2003.3	30	19	1.58
558.3	596.4	723.5	787.0	850.6	977.6	1104.6	1422.2	1993.8	32	20	1.60
474.9	513.1	640.3	703.9	767.5	894.6	1021.7	1339.4	1911.0	48	30	1.60
590.2	628.3	755.4	818.9	882.4	1009.4	1136.5	1454.0	2025.5	26	16	1.63



CENTRE DISTANCE TABLES H

Speed ratio	Number of grooves		Theoretical centre distance in mm									
	DriveR	DriveN	Belt code									
			240H	270H	300H	330H	360H	390H	420H	450H	480H	510H
			Number of teeth									
			48	54	60	66	72	78	84	90	96	102
1.64	22	36		156.2	194.8	233.2	271.6	309.9	348.1	386.3	424.5	462.7
1.64	44	72										273.5
1.67	18	30	150.4	188.9	227.3	265.6	303.8	342.0	380.2	418.4	456.6	494.7
1.67	24	40			174.8	213.4	251.9	290.3	328.6	366.9	405.1	443.3
1.67	36	60							223.3	262.2	300.9	339.4
1.68	19	32	140.4	179.0	217.5	255.8	294.1	332.3	370.5	408.7	446.9	485.1
1.69	26	44			154.4	193.4	232.1	270.6	309.0	347.3	385.6	423.9
1.71	14	24	183.0	221.3	259.6	297.8	335.9	374.1	412.3	450.4	488.5	526.7
1.71	21	36		159.0	197.7	236.2	274.5	312.9	351.1	389.3	427.5	465.7
1.71	28	48				173.1	212.0	250.7	289.3	327.7	366.1	404.4
1.75	16	28	163.3	201.7	240.1	278.3	316.6	354.8	393.0	431.1	469.3	507.4
1.75	48	84										
1.78	18	32	143.2	181.9	220.4	258.8	297.1	335.4	373.6	411.8	450.0	488.1
1.80	20	36		161.9	200.6	239.1	277.5	315.8	354.1	392.4	430.6	468.8
1.80	40	72									245.4	284.7
1.82	22	40		141.3	180.5	219.2	257.8	296.2	334.6	372.9	411.1	449.4
1.83	24	44			160.0	199.1	237.9	276.4	314.9	353.3	391.6	429.9
1.85	26	48				178.6	217.7	256.5	295.1	333.6	372.0	410.3
1.86	14	26	176.1	214.5	252.8	291.1	329.3	367.5	405.7	443.8	482.0	520.1
1.88	16	30	156.2	194.8	233.2	271.6	309.9	348.1	386.3	424.5	462.7	500.9
1.88	32	60							234.4	273.5	312.4	351.0
1.89	19	36	125.4	164.7	203.5	242.0	280.5	318.8	357.1	395.4	433.6	471.8
1.90	21	40		144.1	183.3	222.1	260.7	299.2	337.5	375.9	414.1	452.4
1.91	44	84										
2.00	14	28	169.1	207.6	246.0	284.3	322.6	360.8	399.0	437.2	475.4	513.6
2.00	16	32	148.9	187.7	226.3	264.7	303.1	341.4	379.6	417.8	456.1	494.2
2.00	18	36	128.1	167.5	206.3	244.9	283.4	321.8	360.1	398.4	436.6	474.9
2.00	20	40		146.8	186.1	225.0	263.6	302.1	340.5	378.8	417.1	455.4
2.00	22	44			165.4	204.7	243.6	282.2	320.8	359.2	397.6	435.9
2.00	24	48				184.1	223.3	262.2	300.9	339.4	377.9	416.3
2.00	30	60						200.3	239.9	279.1	318.1	356.8
2.00	36	72									256.3	295.8
2.00	48	96										
2.10	21	44			168.2	207.5	246.4	285.1	323.7	362.1	400.5	438.9
2.10	40	84										
2.11	19	40		149.5	188.9	227.8	266.5	305.0	343.4	381.8	420.1	458.4
2.14	14	30	161.9	200.6	239.1	277.5	315.8	354.1	392.4	430.6	468.8	507.0
2.14	28	60						205.6	245.4	284.7	323.7	362.5
2.18	22	48				189.5	228.9	267.9	306.6	345.2	383.7	422.2
2.18	44	96										
2.20	20	44			170.9	210.3	249.3	288.0	326.6	365.1	403.5	441.8
2.22	18	40		152.2	191.7	230.7	269.4	307.9	346.4	384.8	423.1	461.4
2.25	16	36	133.5	173.1	212.0	250.7	289.3	327.7	366.1	404.4	442.7	480.9
2.25	32	72							226.7	267.1	306.8	
2.29	14	32	154.4	193.4	232.1	270.6	309.0	347.3	385.6	423.9	462.1	500.3
2.29	21	48			152.0	192.2	231.7	270.7	309.5	348.1	386.7	425.1
2.31	19	44			173.6	213.1	252.1	290.9	329.5	368.0	406.4	444.8
2.31	26	60						211.0	250.9	290.3	329.4	368.2

3
H

CENTRE DISTANCE TABLES H

Theoretical centre distance in mm									Number of grooves		Speed ratio
Belt code									DriveN	DriveR	
570H	600H	700H	750H	800H	900H	1000H	1250H	1700H			
Number of teeth											
114	120	140	150	160	180	200	250	340			
539.0	577.2	704.3	767.8	831.4	958.4	1085.5	1403.1	1974.6	36	22	1.64
351.0	389.6	517.6	581.4	645.2	772.6	899.9	1217.9	1789.8	72	44	1.64
571.0	609.1	736.2	799.7	863.3	990.3	1117.3	1434.9	2006.5	30	18	1.67
519.7	557.9	685.0	748.6	812.2	939.2	1066.3	1383.9	1955.5	40	24	1.67
416.3	454.6	582.2	645.9	709.5	836.8	964.0	1281.8	1853.6	60	36	1.67
561.4	599.5	726.6	790.1	853.7	980.7	1107.8	1425.3	1996.9	32	19	1.68
500.3	538.5	665.8	729.3	792.9	920.0	1047.1	1364.8	1936.4	44	26	1.69
602.9	641.0	768.1	831.6	895.1	1022.2	1149.2	1466.7	2038.2	24	14	1.71
542.1	580.2	707.4	770.9	834.5	961.5	1088.6	1406.2	1977.8	36	21	1.71
480.9	519.1	646.4	710.0	773.6	900.8	1027.9	1345.6	1917.3	48	28	1.71
583.7	621.8	748.9	812.4	876.0	1003.0	1130.0	1447.6	2019.2	28	16	1.75
295.8	335.0	464.2	528.4	592.4	720.2	847.8	1166.1	1738.4	84	48	1.75
564.4	602.6	729.7	793.2	856.8	983.8	1110.9	1428.5	2000.0	32	18	1.78
545.1	583.3	710.5	774.0	837.6	964.7	1091.7	1409.3	1980.9	36	20	1.80
362.5	401.2	529.4	593.4	657.2	784.7	912.1	1230.2	1802.2	72	40	1.80
525.8	564.0	691.2	754.8	818.3	945.4	1072.5	1390.2	1961.8	40	22	1.82
506.4	544.6	671.9	735.5	799.1	926.2	1053.3	1371.0	1942.7	44	24	1.83
486.9	525.2	652.5	716.2	779.8	907.0	1034.1	1351.8	1923.5	48	26	1.85
596.4	634.5	761.6	825.1	888.7	1015.7	1142.7	1460.3	2031.9	26	14	1.86
577.2	615.3	742.4	806.0	869.5	996.5	1123.6	1441.2	2012.8	30	16	1.88
428.1	466.5	594.2	658.0	721.7	849.0	976.3	1294.2	1866.0	60	32	1.88
548.2	586.4	713.5	777.1	840.7	967.8	1094.8	1412.5	1984.1	36	19	1.89
528.8	567.0	694.3	757.9	821.4	948.5	1075.6	1393.3	1964.9	40	21	1.90
306.8	346.1	475.7	540.0	604.2	732.1	859.8	1178.3	1750.7	84	44	1.91
589.9	628.0	755.1	818.7	882.2	1009.3	1136.3	1453.9	2025.5	28	14	2.00
570.6	608.7	735.9	799.4	863.0	990.1	1117.1	1434.7	2006.3	32	16	2.00
551.2	589.4	716.6	780.2	843.8	970.9	1097.9	1415.6	1987.2	36	18	2.00
531.9	570.1	697.3	760.9	824.5	951.6	1078.7	1396.4	1968.1	40	20	2.00
512.4	550.7	678.0	741.6	805.2	932.4	1059.5	1377.2	1948.9	44	22	2.00
492.9	531.2	658.6	722.3	785.9	913.1	1040.3	1358.0	1929.8	48	24	2.00
433.9	472.4	600.2	664.0	727.7	855.1	982.4	1300.3	1872.3	60	30	2.00
373.9	412.7	541.2	605.2	669.1	796.8	924.2	1242.5	1814.6	72	36	2.00
		420.6	485.6	550.2	678.9	807.0	1126.1	1699.0	96	48	2.00
515.4	553.7	681.0	744.7	808.3	935.5	1062.6	1380.3	1952.1	44	21	2.10
317.7	357.2	487.2	551.6	615.9	744.0	871.8	1190.5	1763.1	84	40	2.10
534.9	573.1	700.4	764.0	827.6	954.7	1081.8	1399.5	1971.2	40	19	2.11
583.3	621.5	748.6	812.2	875.7	1002.8	1129.8	1447.4	2019.0	30	14	2.14
439.7	478.2	606.1	670.0	733.7	861.2	988.5	1306.5	1878.5	60	28	2.14
498.9	537.2	664.7	728.4	792.0	919.2	1046.4	1364.2	1936.0	48	22	2.18
	298.8	431.6	496.8	561.6	690.5	818.7	1138.1	1711.3	96	44	2.18
518.4	556.7	684.1	747.7	811.3	938.5	1065.7	1383.4	1955.2	44	20	2.20
537.9	576.1	703.4	767.1	830.7	957.8	1084.9	1402.6	1974.3	40	18	2.22
557.3	595.5	722.8	786.4	849.9	977.1	1104.2	1421.8	1993.5	36	16	2.25
385.2	424.1	552.9	617.0	681.0	808.8	936.3	1254.7	1827.0	72	32	2.25
576.7	614.9	742.1	805.6	869.2	996.3	1123.4	1441.0	2012.6	32	14	2.29
501.9	540.2	667.7	731.4	795.1	922.3	1049.5	1367.3	1939.2	48	21	2.29
521.4	559.7	687.1	750.8	814.4	941.6	1068.8	1386.6	1958.3	44	19	2.31
445.5	484.1	612.1	676.0	739.8	867.2	994.6	1312.7	1884.7	60	26	2.31



CENTRE DISTANCE TABLES H

Speed ratio	Number of grooves		Theoretical centre distance in mm									
	DriveR	DriveN	Belt code									
			240H	270H	300H	330H	360H	390H	420H	450H	480H	510H
			Number of teeth									
			48	54	60	66	72	78	84	90	96	102
2.33	36	84										
2.40	20	48			154.6	194.9	234.4	273.5	312.4	351.0	389.6	428.1
2.40	30	72								231.9	272.4	312.2
2.40	40	96										
2.44	18	44		136.0	176.3	215.8	254.9	293.7	332.4	370.9	409.4	447.8
2.50	16	40		157.6	197.2	236.3	275.1	313.7	352.3	390.7	429.1	467.4
2.50	24	60						216.2	256.3	295.8	335.0	373.9
2.50	48	120										
2.53	19	48			157.2	197.6	237.2	276.3	315.2	353.9	392.5	431.0
2.57	14	36	138.9	178.6	217.7	256.5	295.1	333.6	372.0	410.3	448.6	486.9
2.57	28	72								237.1	277.7	317.7
2.63	32	84										257.6
2.67	18	48			159.8	200.3	239.9	279.1	318.1	356.8	395.4	433.9
2.67	36	96										
2.73	22	60					180.2	221.5	261.7	301.3	340.6	379.6
2.73	44	120										
2.75	16	44		140.9	181.6	221.3	260.5	299.4	338.2	376.7	415.2	453.7
2.77	26	72								242.3	283.0	323.1
2.80	30	84										262.7
2.86	14	40	121.8	162.9	202.7	241.9	280.8	319.5	358.1	396.6	435.0	473.3
2.86	21	60					182.7	224.1	264.4	304.0	343.3	382.4
3.00	16	48			164.9	205.6	245.4	284.7	323.7	362.5	401.2	439.7
3.00	20	60					185.3	226.7	267.1	306.8	346.1	385.2
3.00	24	72								247.4	288.3	328.5
3.00	28	84										267.8
3.00	32	96										
3.00	40	120										
3.14	14	44		146.0	186.9	226.8	266.1	305.1	343.9	382.5	421.1	459.5
3.16	19	60					187.8	229.3	269.7	309.5	348.9	388.0
3.20	30	96										
3.23	26	84										272.9
3.27	22	72							210.1	252.5	293.6	333.8
3.33	18	60					190.3	231.9	272.4	312.2	351.7	390.8
3.33	36	120										
3.43	14	48			170.1	211.0	250.9	290.3	329.4	368.2	406.9	445.5
3.43	21	72							212.6	255.1	296.2	336.5
3.43	28	96										
3.50	24	84									234.6	277.9
3.60	20	72							215.1	257.6	298.8	339.2
3.69	26	96										
3.75	16	60					195.3	237.1	277.7	317.7	357.2	396.4
3.75	32	120										
3.79	19	72							217.5	260.2	301.4	341.8
3.82	22	84									239.4	282.9
4.00	18	72							220.0	262.7	304.0	344.5
4.00	21	84									241.9	285.4
4.00	24	96										263.0
4.00	30	120										



CENTRE DISTANCE TABLES H

Theoretical centre distance in mm									Number of grooves		Speed ratio
570H	600H	700H	750H	Belt code					DriveN	DriveR	
				800H	900H	1000H	1250H	1700H			
Number of teeth											
114	120	140	150	160	180	200	250	340			
328.5	368.1	498.5	563.1	627.5	755.8	883.7	1202.6	1775.3	84	36	2.33
504.8	543.1	670.7	734.4	798.1	925.4	1052.6	1370.4	1942.3	48	20	2.40
390.8	429.7	558.7	622.9	686.9	814.7	942.3	1260.8	1833.2	72	30	2.40
	309.2	442.6	508.0	573.0	702.1	830.5	1150.1	1723.5	96	40	2.40
524.4	562.7	690.1	753.8	817.5	944.7	1071.9	1389.7	1961.4	44	18	2.44
543.9	582.2	709.5	773.2	836.8	964.0	1091.1	1408.9	1980.6	40	16	2.50
451.3	489.9	618.0	681.9	745.7	873.3	1000.7	1318.8	1890.9	60	24	2.50
			391.7	459.3	591.6	721.9	1043.9	1619.1	120	48	2.50
507.8	546.1	673.7	737.4	801.1	928.4	1055.6	1373.5	1945.4	48	19	2.53
563.4	601.6	728.9	792.5	856.1	983.2	1110.4	1428.1	1999.8	36	14	2.57
396.4	435.4	564.5	628.7	692.8	820.7	948.3	1266.9	1839.3	72	28	2.57
339.2	379.0	509.8	574.6	639.0	767.5	895.5	1214.6	1787.6	84	32	2.63
510.7	549.1	676.7	740.5	804.2	931.5	1058.7	1376.6	1948.5	48	18	2.67
218.0	319.6	453.6	519.2	584.3	713.6	842.2	1162.1	1735.7	96	36	2.67
457.1	495.7	623.9	687.9	751.7	879.3	1006.7	1324.9	1897.1	60	22	2.73
			402.1	470.0	602.6	733.1	1055.6	1631.1	120	44	2.73
530.4	568.7	696.2	759.9	823.6	950.8	1078.0	1395.9	1967.7	44	16	2.75
401.9	441.0	570.3	634.5	698.7	826.6	954.3	1273.0	1845.5	72	26	2.77
344.5	384.4	515.4	580.3	644.8	773.3	901.4	1220.7	1793.7	84	30	2.80
549.9	588.2	715.6	779.3	842.9	970.1	1097.3	1415.1	1986.9	40	14	2.86
460.0	498.6	626.9	690.8	754.7	882.3	1009.7	1328.0	1900.2	60	21	2.86
516.6	555.0	682.7	746.5	810.2	937.6	1064.8	1382.8	1954.7	48	16	3.00
462.8	501.5	629.8	693.8	757.7	885.3	1012.8	1331.0	1903.3	60	20	3.00
407.5	446.6	576.0	640.3	704.5	832.5	960.3	1279.0	1851.7	72	24	3.00
349.8	389.8	521.1	585.9	650.5	779.2	907.3	1226.7	1799.8	84	28	3.00
287.9	329.9	464.5	530.2	595.5	725.0	853.8	1174.0	1747.8	96	32	3.00
		342.0	412.4	480.5	613.6	744.4	1067.2	1643.0	120	40	3.00
536.3	574.6	702.2	765.9	829.6	956.9	1084.2	1402.0	1973.9	44	14	3.14
465.7	504.4	632.7	696.7	760.7	888.3	1015.8	1334.1	1906.4	60	19	3.16
292.9	335.0	469.9	535.8	601.1	730.7	859.6	1179.9	1753.9	96	30	3.20
355.1	395.2	526.6	591.6	656.3	785.0	913.2	1232.7	1805.9	84	26	3.23
413.0	452.2	581.7	646.1	710.3	838.5	966.3	1285.1	1857.8	72	22	3.27
468.5	507.2	635.7	699.7	763.6	891.3	1018.8	1337.2	1909.5	60	18	3.33
		351.9	422.6	491.0	624.5	755.5	1078.8	1655.0	120	36	3.33
522.5	560.9	688.7	752.5	816.3	943.6	1070.9	1388.9	1960.9	48	14	3.43
415.8	455.0	584.6	649.0	713.3	841.4	969.2	1288.1	1860.9	72	21	3.43
297.9	340.1	475.3	541.3	606.7	736.4	865.4	1185.8	1759.9	96	28	3.43
360.4	400.6	532.2	597.2	662.0	790.8	919.1	1238.7	1812.0	84	24	3.50
418.5	457.8	587.5	651.9	716.2	844.3	972.2	1291.1	1863.9	72	20	3.60
302.9	345.2	480.7	546.7	612.2	742.1	871.1	1191.7	1766.0	96	26	3.69
474.2	513.0	641.5	705.6	769.6	897.3	1024.8	1343.3	1915.6	60	16	3.75
		361.7	432.8	501.5	635.3	766.7	1090.4	1666.9	120	32	3.75
421.3	460.6	590.3	654.8	719.1	847.3	975.2	1294.1	1867.0	72	19	3.79
365.7	405.9	537.8	602.9	667.7	796.6	924.9	1244.6	1818.1	84	22	3.82
424.0	463.3	593.2	657.7	722.0	850.2	978.2	1297.2	1870.1	72	18	4.00
368.3	408.6	540.6	605.7	670.5	799.5	927.9	1247.6	1821.2	84	21	4.00
307.8	350.3	486.0	552.2	617.8	747.8	876.9	1197.6	1772.0	96	24	4.00
		366.6	437.9	506.7	640.7	772.2	1096.1	1672.8	120	30	4.00



CENTRE DISTANCE TABLES H

Speed ratio	Number of grooves		Theoretical centre distance in mm									
	DriveR	DriveN	Belt code									
			240H	270H	300H	330H	360H	390H	420H	450H	480H	510H
			Number of teeth									
			48	54	60	66	72	78	84	90	96	102
4.20	20	84									244.3	287.9
4.29	14	60					200.2	242.3	283.0	323.1	362.7	401.9
4.29	28	120										
4.36	22	96										268.0
4.42	19	84									246.7	290.4
4.50	16	72							224.9	267.8	309.2	349.8
4.57	21	96										
4.62	26	120										
4.67	18	84									249.1	292.9
4.80	20	96										
5.00	24	120										
5.05	19	96										
5.14	14	72						183.0	229.7	272.9	314.4	355.1
5.25	16	84									253.9	297.9
5.33	18	96										
5.45	22	120										
5.71	21	120										
6.00	14	84								210.8	258.7	302.9
6.00	16	96										233.0
6.00	20	120										
6.32	19	120										
6.67	18	120										
6.86	14	96										238.0
7.50	16	120										
8.57	14	120										

3

H

CENTRE DISTANCE TABLES H

Theoretical centre distance in mm									Number of grooves		Speed ratio
Belt code									DriveN	DriveR	
570H	600H	700H	750H	800H	900H	1000H	1250H	1700H			
Number of teeth											
114	120	140	150	160	180	200	250	340			
370.9	411.3	543.3	608.5	673.3	802.3	930.8	1250.6	1824.2	84	20	4.20
479.9	518.7	647.4	711.5	775.5	903.3	1030.9	1349.3	1921.8	60	14	4.29
		371.5	443.0	511.9	646.2	777.8	1101.9	1678.8	120	28	4.29
312.7	355.4	491.4	557.7	623.3	753.5	882.6	1203.5	1778.1	96	22	4.36
373.5	413.9	546.1	611.3	676.2	805.2	933.7	1253.6	1827.2	84	19	4.42
429.5	468.9	598.9	663.4	727.8	856.1	984.1	1303.2	1876.2	72	16	4.50
315.2	357.9	494.1	560.4	626.1	756.3	885.5	1206.5	1781.1	96	21	4.57
		376.4	448.0	517.1	651.5	783.3	1107.6	1684.7	120	26	4.62
376.1	416.6	548.9	614.1	679.0	808.1	936.6	1256.6	1830.3	84	18	4.67
317.7	360.4	496.8	563.1	628.8	759.1	888.4	1209.4	1784.1	96	20	4.80
		381.3	453.1	522.3	656.9	788.8	1113.3	1690.7	120	24	5.00
320.1	363.0	499.4	565.8	631.6	761.9	891.3	1212.4	1787.1	96	19	5.05
435.0	474.4	604.5	669.2	733.6	862.0	990.0	1309.2	1882.3	72	14	5.14
381.4	421.9	554.4	619.7	684.7	813.9	942.5	1262.5	1836.4	84	16	5.25
322.6	365.5	502.1	568.5	634.4	764.7	894.1	1215.3	1790.1	96	18	5.33
		386.1	458.1	527.5	662.3	794.3	1119.1	1696.6	120	22	5.45
		388.6	460.6	530.1	665.0	797.1	1121.9	1699.5	120	21	5.71
386.6	427.2	559.9	625.3	690.3	819.6	948.3	1268.5	1842.4	84	14	6.00
327.5	370.5	507.4	574.0	639.9	770.4	899.8	1221.2	1796.1	96	16	6.00
		391.0	463.2	532.7	667.7	799.8	1124.8	1702.5	120	20	6.00
		393.4	465.7	535.2	670.3	802.6	1127.6	1705.4	120	19	6.32
		395.8	468.2	537.8	673.0	805.3	1130.5	1708.4	120	18	6.67
332.4	375.5	512.7	579.4	645.3	776.0	905.5	1227.0	1802.1	96	14	6.86
		400.7	473.2	543.0	678.4	810.8	1136.2	1714.3	120	16	7.50
		405.5	478.2	548.1	683.7	816.3	1141.9	1720.2	120	14	8.57



CENTRE DISTANCE TABLES XH

Speed ratio	Number of grooves		Theoretical centre distance in mm					
	DriveR	DriveN	Belt code					
			507XH	560XH	630XH	700XH	770XH	840XH
			Number of teeth					
			58	64	72	80	88	96
1.00	18	18	444.5	511.2	600.1	689.0	777.9	866.8
1.00	20	20	422.3	489.0	577.9	666.8	755.7	844.6
1.00	22	22	400.1	466.7	555.6	644.5	733.4	822.3
1.00	24	24	377.8	444.5	533.4	622.3	711.2	800.1
1.00	26	26	355.6	422.3	511.2	600.1	689.0	777.9
1.00	30	30	311.2	377.8	466.7	555.6	644.5	733.4
1.00	32	32	288.9	355.6	444.5	533.4	622.3	711.2
1.00	40	40			355.6	444.5	533.4	622.3
1.07	28	30	322.2	388.9	477.8	566.7	655.6	744.5
1.07	30	32	300.0	366.6	455.6	544.5	633.4	722.3
1.08	24	26	366.6	433.3	522.2	611.1	700.1	789.0
1.08	26	28	344.4	411.1	500.0	588.9	677.8	766.7
1.09	22	24	388.9	455.6	544.5	633.4	722.3	811.2
1.10	20	22	411.1	477.8	566.7	655.6	744.5	833.4
1.11	18	20	433.3	500.0	588.9	677.8	766.7	855.6
1.14	28	32	310.8	377.6	466.5	555.4	644.4	733.3
1.15	26	30	333.1	399.8	488.7	577.7	666.6	755.5
1.17	24	28	355.3	422.0	511.0	599.9	688.8	777.7
1.18	22	26	377.6	444.3	533.2	622.1	711.1	800.0
1.20	20	24	399.8	466.5	555.4	644.4	733.3	822.2
1.20	40	48				399.0	488.1	577.2
1.22	18	22	422.0	488.7	577.7	666.6	755.5	844.4
1.23	26	32	321.6	388.4	477.4	566.3	655.3	744.2
1.25	24	30	343.8	410.6	499.6	588.6	677.5	766.5
1.25	32	40		309.9	399.0	488.1	577.2	666.1
1.27	22	28	366.1	432.9	521.9	610.8	699.8	788.7
1.30	20	26	388.4	455.1	544.1	633.1	722.0	810.9
1.33	18	24	410.6	477.4	566.3	655.3	744.2	833.2
1.33	24	32	332.2	399.0	488.1	577.2	666.1	755.1
1.33	30	40		320.3	409.6	498.8	587.9	676.9
1.36	22	30	354.5	421.3	510.4	599.4	688.4	777.4
1.40	20	28	376.8	443.6	532.6	621.7	710.6	799.6
1.43	28	40	263.3	330.6	420.1	509.4	598.6	687.7
1.44	18	26	399.0	465.9	554.9	643.9	732.9	821.8
1.45	22	32	342.7	409.6	498.8	587.9	676.9	765.9
1.50	20	30	365.0	431.9	521.1	610.2	699.2	788.2
1.50	32	48			351.0	440.9	530.4	619.7
1.50	40	60					416.2	506.2
1.54	26	40	273.3	340.9	430.5	519.9	609.2	698.3
1.56	18	28	387.3	454.2	543.4	632.4	721.4	810.4
1.60	20	32	353.0	420.1	509.4	598.6	687.7	776.7
1.60	30	48			361.1	451.1	540.8	630.2
1.67	18	30	375.4	442.5	531.7	620.8	709.9	799.0
1.67	24	40	283.0	351.0	440.9	530.4	619.7	708.9
1.71	28	48		280.0	371.1	461.3	551.1	640.6
1.78	18	32	363.3	430.5	519.9	609.2	698.3	787.4
1.80	40	72						429.5
1.82	22	40	293.0	361.0	451.0	541.0	630.0	719.5

3
XH

CENTRE DISTANCE TABLES XH

Theoretical centre distance in mm						Number of grooves		Speed ratio
Belt code						DriveN	DriveR	
980XH	1120XH	1260XH	1400XH	1540XH	1750XH			
Number of teeth								
112	128	144	160	176	200			
1044.6	1222.4	1400.2	1578.0	1755.8	2022.5	18	18	1.00
1022.4	1200.2	1378.0	1555.8	1733.6	2000.3	20	20	1.00
1000.1	1177.9	1355.7	1533.5	1711.3	1978.0	22	22	1.00
977.9	1155.7	1333.5	1511.3	1689.1	1955.8	24	24	1.00
955.7	1133.5	1311.3	1489.1	1666.9	1933.6	26	26	1.00
911.2	1089.0	1266.8	1444.6	1622.4	1889.1	30	30	1.00
889.0	1066.8	1244.6	1422.4	1600.2	1866.9	32	32	1.00
800.1	977.9	1155.7	1333.5	1511.3	1778.0	40	40	1.00
922.3	1100.1	1277.9	1455.7	1633.5	1900.2	30	28	1.07
900.1	1077.9	1255.7	1433.5	1611.3	1878.0	32	30	1.07
966.8	1144.6	1322.4	1500.2	1678.0	1944.7	26	24	1.08
944.5	1122.3	1300.1	1477.9	1655.7	1922.4	28	26	1.08
989.0	1166.8	1344.6	1522.4	1700.2	1966.9	24	22	1.09
1011.2	1189.0	1366.8	1544.6	1722.4	1989.1	22	20	1.10
1033.4	1211.2	1389.0	1566.8	1744.6	2011.4	20	18	1.11
911.1	1088.9	1266.7	1444.6	1622.4	1889.1	32	28	1.14
933.3	1111.2	1289.0	1466.8	1644.6	1911.3	30	26	1.15
955.6	1133.4	1311.2	1489.0	1666.8	1933.5	28	24	1.17
977.8	1155.6	1333.4	1511.2	1689.0	1955.7	26	22	1.18
1000.0	1177.8	1355.7	1533.5	1711.3	1978.0	24	20	1.20
755.1	933.0	1110.9	1288.7	1466.6	1733.3	48	40	1.20
1022.3	1200.1	1377.9	1555.7	1733.5	2000.2	22	18	1.22
922.1	1099.9	1277.8	1455.6	1633.4	1900.1	32	26	1.23
944.3	1122.2	1300.0	1477.8	1655.6	1922.3	30	24	1.25
844.1	1022.0	1199.8	1377.7	1555.5	1822.2	40	32	1.25
966.6	1144.4	1322.2	1500.0	1677.9	1944.6	28	22	1.27
988.8	1166.6	1344.4	1522.3	1700.1	1966.8	26	20	1.30
1011.0	1188.8	1366.7	1544.5	1722.3	1989.0	24	18	1.33
933.0	1110.9	1288.7	1466.6	1644.4	1911.1	32	24	1.33
854.9	1032.9	1210.7	1388.6	1566.5	1833.2	40	30	1.33
955.3	1133.1	1311.0	1488.8	1666.6	1933.4	30	22	1.36
977.5	1155.4	1333.2	1511.0	1688.9	1955.6	28	20	1.40
865.7	1043.7	1221.6	1399.5	1577.4	1844.2	40	28	1.43
999.7	1177.6	1355.4	1533.3	1711.1	1977.8	26	18	1.44
943.9	1121.8	1299.7	1477.5	1655.4	1922.1	32	22	1.45
966.1	1144.0	1321.9	1499.8	1677.6	1944.4	30	20	1.50
798.1	976.3	1154.3	1332.3	1510.2	1777.1	48	32	1.50
685.3	863.9	1042.2	1220.3	1398.4	1665.4	60	40	1.50
876.5	1054.5	1232.5	1410.4	1588.3	1855.1	40	26	1.54
988.4	1166.3	1344.1	1522.0	1699.8	1966.6	28	18	1.56
954.7	1132.7	1310.6	1488.5	1666.3	1933.1	32	20	1.60
808.7	987.0	1165.1	1343.1	1521.1	1788.0	48	30	1.60
977.0	1154.9	1332.8	1510.7	1688.6	1955.3	30	18	1.67
887.2	1065.3	1243.3	1421.3	1599.2	1866.0	40	24	1.67
819.3	997.6	1175.8	1353.9	1531.9	1798.8	48	28	1.71
965.5	1143.5	1321.5	1499.4	1677.3	1944.1	32	18	1.78
611.8	792.0	971.3	1150.1	1328.7	1596.2	72	40	1.80
897.9	1076.0	1254.1	1432.1	1610.1	1876.9	40	22	1.82



CENTRE DISTANCE TABLES XH

Speed ratio	Number of grooves		Theoretical centre distance in mm					
	DriveR	DriveN	Belt code					
			507XH	560XH	630XH	700XH	770XH	840XH
			Number of teeth					
		58	64	72	80	88	96	
1.85	26	48		289.5	381.0	471.4	561.3	651.0
1.88	32	60				364.3	455.9	546.6
2.00	20	40	302.8	371.1	461.3	551.1	640.6	730.0
2.00	24	48		299.0	390.8	481.4	571.5	661.3
2.00	30	60						556.6
2.10	40	84						
2.14	28	60				383.2	475.4	566.5
2.18	22	48		308.0	400.6	491.4	581.7	671.6
2.22	18	40	312.0	381.0	471.4	561.3	651.0	740.4
2.25	32	72						467.4
2.31	26	60				392.0	485.0	576.4
2.40	20	48		318.0	410.3	501.4	591.8	681.8
2.40	30	72					381.9	476.7
2.40	40	96						
2.50	24	60				401.9	494.7	586.2
2.57	28	72					391.0	486.0
2.63	32	84						
2.67	18	48	255.4	327.1	419.9	511.2	601.8	691.9
2.73	22	60			315.4	411.2	504.3	596.0
2.77	26	72					399.8	495.3
2.80	30	84						
3.00	20	60			324.2	420.5	513.8	605.7
3.00	24	72					408.7	504.6
3.00	28	84						
3.00	32	96						
3.00	40	120						
3.20	30	96						
3.23	26	84						
3.27	22	72					417.6	513.8
3.33	18	60			333.0	429.7	523.3	615.4
3.43	28	96						
3.50	24	84						410.5
3.60	20	72					426.4	522.9
3.69	26	96						
3.75	32	120						
3.82	22	84						419.0
4.00	18	72				332.4	435.2	532.1
4.00	24	96						
4.00	30	120						
4.20	20	84						427.5
4.29	28	120						
4.36	22	96						
4.62	26	120						
4.67	18	84						435.9
4.80	20	96						
5.00	24	120						
5.33	18	96						
5.45	22	120						

3

XH

CENTRE DISTANCE TABLES XH

Theoretical centre distance in mm						Number of grooves		Speed ratio
Belt code						DriveN	DriveR	
980XH	1120XH	1260XH	1400XH	1540XH	1750XH			
Number of teeth								
112	128	144	160	176	200			
829.8	1008.2	1186.5	1364.6	1542.7	1809.7	48	26	1.85
726.7	905.8	1084.5	1262.9	1441.2	1708.5	60	32	1.88
908.5	1086.7	1264.8	1442.9	1620.9	1887.8	40	20	2.00
840.3	1018.8	1197.1	1375.3	1553.4	1820.5	48	24	2.00
736.9	916.2	1095.0	1273.5	1451.9	1719.2	60	30	2.00
532.7	716.5	897.7	1077.8	1257.2	1525.6	84	40	2.10
747.1	926.5	1105.4	1284.1	1462.5	1729.8	60	28	2.14
850.7	1029.4	1207.8	1386.0	1564.2	1831.3	48	22	2.18
919.0	1097.4	1275.6	1453.7	1631.7	1898.6	40	18	2.22
651.3	832.5	1012.4	1191.7	1370.6	1638.5	72	32	2.25
757.2	936.8	1115.9	1294.6	1473.1	1740.5	60	26	2.31
861.1	1039.9	1218.3	1396.7	1574.9	1842.0	48	20	2.40
661.1	842.5	1022.7	1202.1	1381.1	1649.1	72	30	2.40
	635.6	820.5	1002.7	1183.5	1453.3	96	40	2.40
767.3	947.1	1126.3	1305.1	1483.6	1751.1	60	24	2.50
670.8	852.5	1032.8	1212.4	1391.5	1659.6	72	28	2.57
570.1	755.4	937.6	1118.3	1298.2	1567.2	84	32	2.63
871.4	1050.3	1228.9	1407.3	1585.5	1852.7	48	18	2.67
777.3	957.3	1136.6	1315.5	1494.1	1761.8	60	22	2.73
680.5	862.5	1043.0	1222.6	1401.8	1670.1	72	26	2.77
579.4	765.0	947.5	1128.4	1308.4	1577.5	84	30	2.80
787.4	967.5	1147.0	1325.9	1504.6	1772.3	60	20	3.00
690.2	872.4	1053.1	1232.9	1412.2	1680.5	72	24	3.00
588.6	774.6	957.3	1138.4	1318.6	1587.8	84	28	3.00
478.8	672.7	859.0	1042.1	1223.6	1494.1	96	32	3.00
		648.4	840.9	1027.6	1302.6	120	40	3.00
487.5	681.9	868.5	1051.9	1233.6	1504.3	96	30	3.20
597.9	784.2	967.2	1148.4	1328.7	1598.1	84	26	3.23
699.8	882.3	1063.2	1243.1	1422.5	1691.0	72	22	3.27
797.3	977.7	1157.3	1336.3	1515.1	1782.9	60	18	3.33
496.1	691.1	878.1	1061.7	1243.5	1514.4	96	28	3.43
607.0	793.8	977.0	1158.4	1338.9	1608.4	84	24	3.50
709.4	892.2	1073.2	1253.3	1432.8	1701.4	72	20	3.60
504.7	700.3	887.6	1071.4	1253.4	1524.5	96	26	3.69
		683.5	877.6	1065.4	1341.7	120	32	3.75
616.2	803.3	986.8	1168.4	1349.0	1618.7	84	22	3.82
719.0	902.0	1083.3	1263.5	1443.1	1711.8	72	18	4.00
513.3	709.4	897.0	1081.1	1263.3	1534.6	96	24	4.00
		692.2	886.8	1074.9	1351.4	120	30	4.00
625.3	812.8	996.5	1178.3	1359.1	1628.9	84	20	4.20
		700.9	895.9	1084.3	1361.1	120	28	4.29
521.8	718.5	906.5	1090.8	1273.2	1544.6	96	22	4.36
		709.6	905.0	1093.6	1370.8	120	26	4.62
634.4	822.3	1006.3	1188.3	1369.1	1639.1	84	18	4.67
530.4	727.6	915.9	1100.5	1283.0	1554.7	96	20	4.80
		718.2	914.1	1103.0	1380.4	120	24	5.00
538.9	736.7	925.3	1110.1	1292.8	1564.7	96	18	5.33
		726.9	923.1	1112.3	1390.1	120	22	5.45



CENTRE DISTANCE TABLES XH

Speed ratio	Number of grooves		Theoretical centre distance in mm					
	DriveR	DriveN	Belt code					
			507XH	560XH	630XH	700XH	770XH	840XH
			Number of teeth					
			58	64	72	80	88	96
6.00	20	120						
6.67	18	120						

3

XH

CENTRE DISTANCE TABLES XH

Theoretical centre distance in mm						Number of grooves		Speed ratio
Belt code						DriveN	DriveR	
980XH	1120XH	1260XH	1400XH	1540XH	1750XH			
Number of teeth								
112	128	144	160	176	200			
	518.3	735.5	932.2	1121.7	1399.7	120	20	6.00
	526.3	744.1	941.2	1131.0	1409.3	120	18	6.67

3

XH

CENTRE DISTANCE TABLES XXH

Speed ratio	Number of grooves		Theoretical centre distance in mm							
	DriveR	DriveN	Belt code							
			700XXH	800XXH	900XXH	1000XXH	1200XXH	1400XXH	1600XXH	1800XXH
			Number of teeth							
			56	64	72	80	96	112	128	144
1.00	18	18	603.3	730.3	857.3	984.3	1238.3	1492.3	1746.3	2000.3
1.00	20	20	571.5	698.5	825.5	952.5	1206.5	1460.5	1714.5	1968.5
1.00	22	22	539.8	666.8	793.8	920.8	1174.8	1428.8	1682.8	1936.8
1.00	24	24	508.0	635.0	762.0	889.0	1143.0	1397.0	1651.0	1905.0
1.00	26	26	476.3	603.3	730.3	857.3	1111.3	1365.3	1619.3	1873.3
1.00	30	30	412.8	539.8	666.8	793.8	1047.8	1301.8	1555.8	1809.8
1.00	34	34		476.3	603.3	730.3	984.3	1238.3	1492.3	1746.3
1.00	40	40			508.0	635.0	889.0	1143.0	1397.0	1651.0
1.08	24	26	492.0	619.0	746.1	873.1	1127.1	1381.1	1635.1	1889.1
1.09	22	24	523.8	650.8	777.8	904.8	1158.8	1412.8	1666.8	1920.8
1.10	20	22	555.5	682.6	809.6	936.6	1190.6	1444.6	1698.6	1952.6
1.11	18	20	587.3	714.3	841.3	968.3	1222.3	1476.3	1730.3	1984.3
1.13	30	34	380.5	507.6	634.7	761.7	1015.8	1269.8	1523.9	1777.9
1.15	26	30	444.0	571.1	698.2	825.3	1079.3	1333.3	1587.4	1841.4
1.18	22	26	507.6	634.7	761.7	888.8	1142.8	1396.9	1650.9	1904.9
1.18	34	40		427.5	554.8	682.0	936.1	1190.2	1444.3	1698.4
1.20	20	24	539.4	666.4	793.5	920.5	1174.6	1428.6	1682.6	1936.6
1.20	40	48				570.1	824.5	1078.7	1332.9	1587.0
1.22	18	22	571.1	698.2	825.3	952.3	1206.3	1460.4	1714.4	1968.4
1.25	24	30	459.4	586.6	713.7	840.8	1095.0	1349.0	1603.1	1857.1
1.30	20	26	523.0	650.2	777.3	904.4	1158.5	1412.5	1666.6	1920.6
1.31	26	34	410.8	538.2	665.5	792.7	1047.0	1301.1	1555.2	1809.3
1.33	18	24	554.8	682.0	809.1	936.1	1190.2	1444.3	1698.4	1952.4
1.33	30	40		457.6	585.2	712.6	967.1	1221.3	1475.5	1729.6
1.36	22	30	474.5	601.9	729.1	856.3	1110.5	1364.7	1618.7	1872.8
1.41	34	48			487.0	615.1	870.2	1124.9	1379.3	1633.6
1.42	24	34	425.6	553.3	680.7	808.0	1062.4	1316.7	1570.8	1824.9
1.44	18	26	538.2	665.5	792.7	919.9	1174.1	1428.2	1682.3	1936.3
1.50	20	30	489.5	617.1	744.4	871.7	1126.0	1380.2	1634.3	1888.4
1.50	40	60					723.2	979.0	1234.1	1488.8
1.54	26	40	358.1	487.0	615.1	742.8	997.6	1252.1	1506.5	1760.7
1.55	22	34	440.3	568.3	695.9	823.3	1077.8	1332.1	1586.3	1840.5
1.60	30	48			515.8	644.4	900.3	1155.3	1409.9	1664.4
1.67	18	30	504.4	632.1	759.6	886.9	1141.4	1395.7	1649.9	1904.0
1.67	24	40	372.2	501.5	629.8	757.7	1012.8	1267.4	1521.9	1776.2
1.70	20	34	454.9	583.1	710.9	838.4	1093.1	1347.5	1601.8	1856.0
1.76	34	60				506.7	766.6	1023.4	1279.1	1534.2
1.80	40	72					613.6	874.0	1131.4	1387.6
1.82	22	40	386.1	515.8	644.4	772.5	1027.8	1282.6	1537.2	1791.6
1.85	26	48		413.6	544.2	673.4	930.0	1185.4	1440.3	1695.0
1.89	18	34	469.3	597.8	725.7	853.4	1108.3	1362.9	1617.2	1871.5
2.00	20	40	399.9	530.1	659.0	787.3	1042.8	1297.8	1552.5	1806.9
2.00	24	48		427.2	558.3	687.8	944.7	1200.4	1455.4	1710.2
2.00	30	60				534.0	795.1	1052.7	1308.8	1564.3
2.12	34	72					654.2	916.4	1174.9	1431.7
2.18	22	48		440.6	572.2	702.0	959.4	1215.3	1470.5	1725.4
2.22	18	40	413.6	544.2	673.4	801.9	1057.8	1312.9	1567.7	1822.2
2.25	40	90						700.0	966.9	1228.0

3
XXH

CENTRE DISTANCE TABLES XXH

Speed ratio	Number of grooves		Theoretical centre distance in mm							
	DriveR	DriveN	Belt code							
			700XXH	800XXH	900XXH	1000XXH	1200XXH	1400XXH	1600XXH	1800XXH
			Number of teeth							
		56	64	72	80	96	112	128	144	
2.31	26	60				560.8	823.4	1081.7	1338.3	1594.1
2.40	20	48		454.0	586.1	716.2	974.0	1230.1	1485.5	1740.5
2.40	30	72					681.0	944.4	1203.6	1460.9
2.50	24	60			438.0	574.2	837.4	1096.1	1353.0	1609.0
2.65	34	90						738.9	1007.8	1270.1
2.67	18	48		467.3	599.9	730.3	988.5	1244.9	1500.5	1755.6
2.73	22	60			450.6	587.5	851.4	1110.5	1367.6	1623.8
2.77	26	72					707.6	972.2	1232.1	1490.0
3.00	20	60			463.2	600.7	865.3	1124.8	1382.2	1638.5
3.00	24	72					720.8	986.0	1246.3	1504.4
3.00	30	90						764.6	1034.8	1297.9
3.27	22	72					733.9	999.8	1260.5	1518.8
3.33	18	60			475.7	613.8	879.1	1139.0	1396.7	1653.2
3.46	26	90						790.1	1061.6	1325.6
3.60	20	72					747.0	1013.5	1274.6	1533.2
3.75	24	90						802.8	1075.0	1339.4
4.00	18	72				474.8	760.1	1027.2	1288.6	1547.5
4.09	22	90						815.5	1088.3	1353.1
4.50	20	90						828.1	1101.6	1366.8
5.00	18	90						840.7	1114.8	1380.5

3

XXH

2MGT POWER RATINGS - WATTS

rpm of faster shaft	Number of grooves in small pulley														
	10	12	14	16	18	22	26	30	34	38	44	46	62	72	80
	Pulley pitch diameter in mm														
	6.37	7.64	8.91	10.19	11.46	14.01	16.55	19.10	21.65	24.19	28.01	29.28	39.47	45.84	50.93
10	1.22	1.50	1.78	2.05	2.32	2.85	3.37	3.88	4.38	4.87	5.60	5.84	7.73	8.87	9.77
40	4.08	5.04	5.99	6.92	7.83	9.62	11.37	13.09	14.77	16.42	18.86	19.66	25.91	29.69	32.65
60	5.76	7.14	8.49	9.81	11.11	13.66	16.14	18.57	20.95	23.29	26.74	27.87	36.67	41.98	46.15
100	8.86	11.01	13.10	15.16	17.18	21.13	24.97	28.72	32.40	36.00	41.30	43.03	56.52	64.63	70.97
200	15.70	19.59	23.39	27.10	30.74	37.83	44.70	51.40	57.94	64.34	73.72	76.80	100.54	114.75	125.82
300	21.78	27.27	32.61	37.82	42.92	52.85	62.46	71.79	80.90	89.80	102.81	107.06	139.85	159.39	174.58
400	27.37	34.35	41.13	47.75	54.22	66.79	78.93	90.71	102.18	113.37	129.72	135.05	176.09	200.47	219.39
500	32.59	40.99	49.14	57.09	64.85	79.91	94.44	108.52	122.21	135.55	155.01	161.36	210.06	238.91	261.26
600	37.52	47.28	56.75	65.96	74.96	92.40	109.19	125.45	141.24	156.62	179.01	186.31	242.21	275.24	300.78
800	46.68	59.02	70.98	82.60	93.93	115.84	136.89	157.23	176.95	196.11	223.96	233.02	302.19	342.88	374.25
1000	55.11	69.89	84.18	98.06	111.57	137.66	162.68	186.81	210.15	232.81	265.67	276.35	357.61	405.21	441.81
1200	62.95	80.05	96.57	112.58	128.16	158.19	186.95	214.62	241.36	267.28	304.80	316.97	409.38	463.31	504.67
1400	70.30	89.63	108.27	126.33	143.87	177.65	209.95	240.98	270.92	299.90	341.78	355.36	458.12	517.87	563.59
1600	77.24	98.70	119.39	139.40	158.84	196.20	231.86	266.08	299.05	330.93	376.92	391.81	504.26	569.40	619.14
1800	83.81	107.34	130.00	151.90	173.14	213.94	252.82	290.09	325.95	360.57	410.45	426.58	548.11	618.28	671.72
2000	90.06	115.59	140.15	163.87	186.86	230.97	272.95	313.12	351.73	388.97	442.55	459.86	589.93	664.78	721.66
2400	101.71	131.08	159.27	186.47	212.78	263.16	310.98	356.63	400.41	442.54	502.98	522.47	668.23	751.55	814.58
2800	112.39	145.39	177.03	207.50	236.94	293.20	346.47	397.21	445.76	492.37	559.08	580.54	740.36	831.10	899.41
3200	122.23	158.71	193.62	227.20	259.60	321.40	379.78	435.27	488.25	539.00	611.46	634.72	807.17	904.40	977.24
3600	131.35	171.14	209.19	245.72	280.95	347.99	411.19	471.13	528.23	582.83	660.57	685.48	869.27	972.17	1048.84
4000	139.81	182.80	223.84	263.21	301.12	373.15	440.90	505.01	565.97	624.14	706.75	733.17	927.16	1034.96	1114.83
5000	158.54	209.03	257.07	303.02	347.14	430.64	508.76	582.31	651.89	717.94	811.14	840.78	1055.75	1172.78	1258.10
6000	174.33	231.72	286.18	338.12	387.85	481.61	568.88	650.63	727.56	800.20	902.01	934.20	1164.42	1286.76	1374.16
8000	198.93	268.72	334.58	397.07	456.59	567.96	670.56	765.65	854.17	936.78	1050.77	1086.32	1331.95	1454.14	1536.22
10000	216.14	296.83	372.58	444.08	511.84	637.65	752.30	857.36	953.93	1042.83	1163.16	1200.03	1442.62	1550.91	1615.21
12000	227.43	317.80	402.21	481.48	556.20	693.82	817.78	929.90	1031.45	1123.39	1244.74	1281.04	1502.85	1583.38	1616.98
14000	233.79	332.82	424.84	510.79	591.39	738.53	869.35	985.91	1089.63	1181.53	1298.83	1332.72	1515.93	1554.21	1543.33

4
GT3

Belt width correction factors

Belt width (mm)	3	6	9	12
Width factors	0.30	0.62	1.00	1.45

Bold figures refer to standard widths.

Power ratings are based on a minimum of six teeth in mesh.
If you have less than this, you have to make an adjustment - see page 26.

3MGT POWER RATINGS - WATTS

rpm of faster shaft	Number of grooves in small pulley												
	16	18	22	26	30	34	38	44	52	56	62	72	80
	Pulley pitch diameter in mm												
	15.28	17.19	21.01	24.83	28.65	32.47	36.29	42.02	49.66	53.48	59.21	68.75	76.39
20	7	8	10	12	14	16	18	21	25	26	29	34	38
40	12	14	18	22	26	29	33	39	46	49	55	63	70
60	17	20	26	31	37	42	48	55	66	71	78	91	101
100	27	32	41	49	58	66	75	87	103	111	123	143	158
200	49	57	74	90	106	122	137	160	190	205	227	262	291
300	69	81	105	128	151	173	195	228	270	291	322	373	413
400	88	103	134	164	193	222	250	292	347	374	413	479	530
500	105	124	162	198	234	268	303	354	420	452	501	579	641
600	122	145	188	231	273	314	354	413	491	529	585	677	749
700	139	164	214	263	310	357	403	471	559	603	667	772	854
800	155	183	239	294	347	400	451	527	626	675	747	864	956
900	170	202	264	324	383	441	498	582	692	745	825	954	1055
1000	185	220	288	354	419	482	545	636	756	814	901	1042	1153
1200	214	255	334	411	487	561	634	741	880	948	1049	1214	1342
1400	242	288	379	467	553	638	721	842	1001	1078	1193	1379	1525
1450	248	296	390	481	569	656	742	867	1030	1110	1228	1420	1570
1600	268	320	422	521	617	712	805	941	1117	1204	1332	1540	1702
1750	288	344	453	560	664	766	866	1013	1203	1296	1433	1657	1831
1800	294	351	464	573	680	784	886	1036	1231	1326	1467	1695	1874
2000	319	382	504	624	740	854	966	1130	1342	1446	1599	1847	2041
2400	366	440	583	722	858	990	1120	1310	1556	1676	1853	2139	2362
2800	411	495	658	816	970	1121	1268	1483	1761	1897	2096	2419	2668
3200	454	547	730	906	1078	1246	1410	1650	1959	2109	2330	2685	2960
3600	495	598	799	994	1183	1367	1548	1810	2149	2313	2554	2941	3239
4000	534	647	866	1078	1284	1485	1681	1966	2332	2510	2770	3186	3505
6000	709	866	1171	1465	1749	2024	2290	2675	3163	3396	3733	4262	4653
8000	858	1056	1438	1805	2156	2495	2820	3284	3861	4131	4514	5090	5493
10000	985	1221	1674	2106	2516	2907	3279	3801	4431	4717	5109		
12000	1096	1366	1884	2371	2831	3264	3670	4226	4870				
14000	1191	1493	2068	2605	3104	3567	3992	4557					

Belt width correction factors							
Belt width (mm)	3	6	9	12	15	20	25
Width factors	0.30	0.62	1.00	1.45	1.89	2.64	3.38

Bold figures refer to standard widths.

Power ratings are based on a minimum of six teeth in mesh.
If you have less than this, you have to make an adjustment - see page 26.



5MGT POWER RATINGS - WATTS

rpm of faster shaft	Number of grooves in small pulley														
	18	20	22	24	26	28	32	36	40	44	48	56	64	72	80
	Pulley pitch diameter in mm														
	28.65	31.83	35.01	38.20	41.38	44.56	50.93	57.30	63.66	70.03	76.39	89.13	101.86	114.59	127.32
20	12	14	17	19	21	24	28	33	37	42	46	55	64	73	82
40	22	27	31	36	40	45	54	62	71	80	88	105	122	139	155
60	32	38	45	52	58	65	77	90	103	115	128	153	177	201	225
100	50	60	71	81	92	102	123	144	164	184	204	244	283	322	361
200	90	111	131	151	171	190	230	269	307	346	384	459	534	608	681
300	127	157	186	215	244	273	330	387	443	499	554	664	772	879	985
400	162	201	239	277	315	352	427	501	574	647	719	861	1002	1142	1280
500	195	243	290	337	383	429	521	611	701	790	879	1054	1226	1397	1567
600	227	283	339	394	449	504	612	719	825	931	1035	1242	1446	1648	1847
700	258	322	387	450	514	577	701	825	947	1068	1188	1426	1661	1893	2123
800	288	361	433	505	577	648	789	928	1066	1203	1339	1608	1873	2135	2394
1000	345	434	524	612	700	787	960	1131	1300	1468	1634	1963	2288	2608	2925
1200	399	505	611	715	819	922	1126	1328	1527	1725	1922	2309	2692	3069	3442
1400	451	574	695	815	934	1053	1288	1520	1750	1977	2203	2648	3087	3520	3947
1450	464	590	715	840	963	1085	1328	1567	1805	2039	2272	2732	3185	3631	4071
1600	502	640	777	912	1047	1181	1446	1708	1967	2224	2478	2980	3474	3961	4441
1750	538	688	837	984	1130	1275	1563	1847	2128	2406	2682	3225	3760	4286	4805
1800	550	704	856	1008	1158	1307	1602	1893	2181	2466	2749	3306	3854	4394	4925
2000	597	767	934	1101	1266	1430	1754	2075	2391	2705	3015	3627	4227	4818	5399
2400	688	887	1085	1282	1476	1669	2052	2429	2802	3170	3534	4251	4954	5644	6319
2800	773	1003	1231	1456	1680	1902	2340	2773	3200	3622	4038	4857	5657	6439	7203
3200	855	1114	1371	1625	1877	2127	2621	3108	3587	4061	4528	5444	6336	7205	8051
3600	933	1221	1506	1789	2069	2346	2894	3433	3965	4488	5003	6012	6992	7941	8861
4000	1008	1325	1638	1948	2255	2560	3161	3751	4332	4904	5466	6563	7624	8648	9633
5000	1182	1569	1951	2328	2702	3071	3799	4512	5210	5895	6565	7862	9099	10274	
6000	1341	1795	2243	2685	3121	3552	4399	5226	6032	6817	7581	9043	10414		
8000	1618	2199	2770	3333	3886	4430	5491	6514	7499	8444	9348				
10000	1845	2544	3228	3898	4554	5195	6432	7607	8716	9756	10721				
12000	2026	2831	3617	4381	5123	5843	7214	8487							
14000	2160	3062	3934	4777	5588	6367	7821								

4
GT3

Belt width correction factors

Belt width (mm)	6	9	12	15	20	25	30
Width factors	0.62	1.00	1.45	1.89	2.64	3.38	4.13

Bold figures refer to standard widths.

Power ratings are based on a minimum of six teeth in mesh.
If you have less than this, you have to make an adjustment - see page 26.

8MGT POWER RATINGS - KILOWATTS

rpm of faster shaft	Number of grooves in small pulley															
	22	24	26	28	30	32	34	36	38	40	44	48	56	64	72	80
	Pulley pitch diameter in mm															
	56.02	61.12	66.21	71.30	76.39	81.49	86.58	91.67	96.77	101.86	112.05	122.23	142.60	162.97	183.35	203.72
10	0.06	0.07	0.08	0.08	0.09	0.10	0.11	0.12	0.13	0.13	0.15	0.17	0.20	0.23	0.26	0.29
20	0.11	0.13	0.15	0.16	0.18	0.19	0.21	0.23	0.24	0.26	0.29	0.32	0.38	0.45	0.51	0.57
50	0.27	0.30	0.34	0.38	0.42	0.46	0.50	0.54	0.57	0.61	0.69	0.76	0.91	1.06	1.21	1.35
100	0.50	0.58	0.65	0.73	0.80	0.88	0.95	1.02	1.10	1.17	1.32	1.46	1.75	2.03	2.32	2.60
200	0.95	1.10	1.24	1.38	1.53	1.67	1.81	1.95	2.10	2.24	2.52	2.80	3.35	3.90	4.45	5.00
300	1.38	1.59	1.80	2.01	2.22	2.43	2.64	2.85	3.06	3.26	3.68	4.09	4.90	5.71	6.51	7.31
400	1.79	2.07	2.34	2.62	2.90	3.17	3.45	3.72	3.99	4.26	4.81	5.34	6.41	7.47	8.53	9.57
500	2.19	2.53	2.88	3.22	3.56	3.90	4.24	4.58	4.91	5.25	5.91	6.58	7.90	9.21	10.50	11.79
600	2.58	2.99	3.40	3.81	4.21	4.61	5.02	5.42	5.82	6.21	7.01	7.80	9.36	10.91	12.45	13.98
720	3.04	3.53	4.01	4.50	4.98	5.46	5.93	6.41	6.88	7.36	8.30	9.23	11.09	12.93	14.76	16.57
800	3.35	3.88	4.42	4.95	5.48	6.01	6.54	7.06	7.59	8.11	9.15	10.18	12.23	14.26	16.27	18.27
1000	4.09	4.75	5.41	6.07	6.73	7.38	8.03	8.68	9.32	9.97	11.25	12.52	15.04	17.54	20.01	22.46
1200	4.82	5.60	6.39	7.17	7.95	8.72	9.49	10.26	11.03	11.79	13.31	14.81	17.80	20.75	23.68	26.57
1460	5.74	6.69	7.63	8.57	9.50	10.43	11.36	12.28	13.20	14.11	15.93	17.74	21.32	24.85	28.34	31.78
1600	6.23	7.26	8.29	9.31	10.33	11.34	12.35	13.35	14.35	15.35	17.33	19.29	23.18	27.02	30.80	34.54
1800	6.92	8.07	9.22	10.36	11.49	12.62	13.75	14.87	15.98	17.09	19.30	21.49	25.81	30.07	34.27	38.40
2000	7.59	8.87	10.13	11.39	12.64	13.89	15.13	16.36	17.59	18.81	21.24	23.65	28.40	33.08	37.67	42.18
2400	8.92	10.43	11.93	13.42	14.90	16.37	17.84	19.30	20.75	22.19	25.05	27.88	33.46	38.93	44.27	49.49
2800	10.22	11.96	13.69	15.40	17.11	18.80	20.49	22.16	23.83	25.48	28.76	32.00	38.36	44.56	50.59	56.44
2920	10.60	12.41	14.20	15.99	17.76	19.52	21.27	23.01	24.74	26.45	29.86	33.21	39.80	46.21	52.43	58.45
3500	12.42	14.55	16.67	18.77	20.85	22.92	24.98	27.02	29.04	31.05	35.02	38.93	46.54	53.88		
4000	13.94	16.34	18.73	21.10	23.45	25.77	28.08	30.37	32.63	34.88	39.30	43.65	52.06			
4500	15.42	18.09	20.74	23.37	25.97	28.54	31.09	33.61	36.10	38.57	43.42	48.16				
5000	16.86	19.79	22.70	25.57	28.42	31.23	34.00	36.75	39.46	42.13	47.37	52.46				
5500	18.26	21.45	24.60	27.72	30.79	33.83	36.82	39.77	42.68	45.55	51.14					

Belt width correction factors				
Belt width (mm)	20	30	50	85
Width factors	1.00	1.57	2.73	4.75

Bold figures refer to standard widths.

Belt length correction factors					
Belt length (mm)	384-600	640-880	960-1200	1280-1760	1800-4400
Length factors	0.8	0.9	1.0	1.1	1.2

Power ratings refer to standard products only. For special constructions, please contact Gates.

Power ratings are based on a minimum of six teeth in mesh.
If you have less than this, you have to make an adjustment - see page 26.



14MGT POWER RATINGS - KILOWATTS

rpm of faster shaft	Number of grooves in small pulley												
	28	30	32	34	36	38	40	44	48	56	64	72	80
	Pulley pitch diameter in mm												
	124.78	133.69	142.60	151.52	160.43	169.34	178.25	196.08	213.90	249.55	285.21	320.86	356.51
10	0.45	0.50	0.53	0.57	0.61	0.65	0.68	0.76	0.84	0.98	1.12	1.27	1.41
20	0.86	0.92	1.00	1.08	1.14	1.22	1.29	1.43	1.57	1.85	2.12	2.40	2.66
60	2.31	2.51	2.71	2.90	3.10	3.30	3.49	3.88	4.26	5.02	5.78	6.51	7.25
100	3.64	3.96	4.28	4.60	4.91	5.21	5.53	6.15	6.75	7.96	9.15	10.33	11.50
200	6.74	7.34	7.93	8.53	9.11	9.69	10.27	11.43	12.56	14.83	17.05	19.24	21.41
300	9.63	10.48	11.34	12.20	13.04	13.88	14.72	16.38	18.02	21.26	24.45	27.60	30.71
400	12.38	13.50	14.60	15.70	16.80	17.89	18.96	21.11	23.23	27.42	31.54	35.60	39.59
500	15.03	16.39	17.74	19.09	20.42	21.75	23.07	25.67	28.26	33.36	38.37	43.30	48.15
600	17.59	19.20	20.79	22.36	23.94	25.50	27.04	30.12	33.14	39.13	44.99	50.75	56.42
720	20.58	22.46	24.33	26.19	28.04	29.87	31.68	35.29	38.84	45.84	52.70	59.41	66.01
800	22.53	24.60	26.64	28.68	30.70	32.71	34.71	38.65	42.55	50.20	57.70	65.03	72.22
1000	27.25	29.77	32.25	34.73	37.18	39.62	42.03	46.82	51.52	60.76	69.77	78.54	87.09
1200	31.79	34.74	37.65	40.55	43.42	46.27	49.08	54.66	60.14	70.86	81.26	91.32	101.08
1460	37.47	40.95	44.41	47.82	51.21	54.55	57.87	64.42	70.83	83.31	95.34	106.87	117.92
1600	40.43	44.19	47.92	51.60	55.25	58.86	62.44	69.48	76.36	89.73	102.52	114.72	126.32
1800	44.54	48.70	52.80	56.87	60.87	64.85	68.76	76.47	83.99	98.51	112.28	125.29	
2000	48.54	53.08	57.54	61.96	66.32	70.62	74.87	83.20	91.30	106.83	121.44		
2400	56.19	61.42	66.58	71.67	76.66	81.58	86.42	95.84	104.94	122.12			
2800	63.39	69.28	75.05	80.72	86.27	91.73	97.06	107.38	117.23				
2920	65.46	71.53	77.48	83.31	89.02	94.61	100.07	110.62	120.64				
3500	74.95	81.81	88.50	95.01	101.33	107.47	113.42						
4000	82.38	89.80	96.99	103.93									
4500	89.10	96.95											

4

GT2

Belt width correction factors					
Belt width (mm)	40	55	85	115	170
Width factors	1	1.5	2.5	3.5	5.32

Bold figures refer to standard widths.

Belt length correction factors						
Belt length (mm)	966-1190	1400-1610	1778-1890	2100-2450	2590-3360	3500-6860
Length factors	0.8	0.9	0.95	1.0	1.05	1.1

Power ratings refer to standard products only. For special constructions, please contact Gates.

Power ratings are based on a minimum of six teeth in mesh. If you have less than this, you have to make an adjustment - see page 26.

3M POWER RATINGS - WATTS

rpm of faster shaft	Number of grooves in small pulley														
	10	12	14	16	18	20	24	28	32	40	48	56	64	72	80
	Pulley pitch diameter in mm														
	9.55	11.46	13.37	15.28	17.19	19.10	22.92	26.74	30.56	38.20	45.84	53.48	61.12	68.75	76.39
20	1	1	1	1	2	2	2	3	3	4	6	7	8	8	9
40	2	2	2	3	3	3	4	5	6	9	11	13	15	17	19
60	2	3	3	4	5	5	7	8	10	13	17	20	23	25	28
100	4	5	6	7	8	9	11	13	16	21	28	33	38	42	47
200	8	10	11	13	15	17	22	27	32	43	55	66	75	84	94
300	11	13	16	18	21	24	30	36	43	58	74	87	100	112	125
400	13	16	19	23	26	30	37	45	53	71	90	107	122	138	153
500	16	19	23	27	31	35	44	53	62	83	106	125	143	161	179
600	18	22	27	31	35	40	50	60	71	95	120	142	163	183	203
700	20	25	30	35	40	45	56	68	80	106	134	159	181	204	227
800	23	28	33	39	44	50	62	75	88	117	148	174	199	224	249
870	24	30	35	41	47	53	66	80	94	124	157	185	211	238	264
900	25	30	36	42	48	55	68	82	96	127	160	189	216	243	270
1000	27	33	39	46	52	59	73	88	104	137	173	204	233	262	291
1160	30	37	44	51	59	66	82	99	116	153	192	226	258	291	323
1200	31	38	45	52	60	68	84	101	119	156	197	232	265	298	330
1400	35	43	51	59	68	76	94	113	133	175	219	258	295	331	368
1450	36	44	52	61	69	78	97	116	137	179	225	264	302	339	377
1600	39	47	56	65	75	84	104	125	147	192	241	283	323	363	403
1750	42	51	60	70	80	90	112	134	157	205	256	301	344	386	429
1800	42	52	62	72	82	92	114	136	160	209	261	307	351	394	437
2000	46	56	67	77	89	100	123	148	173	226	281	331	377	423	469
2400	53	65	77	89	102	115	141	169	197	257	319	375	427	479	530
2800	60	73	86	100	114	129	158	189	221	287	355	416	474	530	586
3200	66	81	96	111	126	142	175	209	243	315	389	455	517	578	638
3600	73	88	105	121	138	155	191	227	265	342	421	492	558	622	685
4000	79	96	113	131	150	168	206	245	285	368	451	526	596	663	727
5000	94	114	134	155	177	198	243	288	334	427	521	603	678	749	814
6000	108	131	154	178	202	227	277	327	378	481	581	667	743	812	871
7000	121	147	173	200	227	254	309	364	419	528	631	718	790	850	896
8000	134	163	191	221	250	279	339	398	456	569	673	754	816	861	885
10000	159	192	226	259	293	326	393	457	519	631	724	781	804	792	739
12000	182	220	257	295	332	368	438	505	566	666	729	739	691	582	
14000	204	245	286	327	366	404	476	541	596	670	683	616			

Belt width correction factors			
Belt width (mm)	6	9	15
Width factors	1.00	1.66	2.97

Bold figures refer to standard widths.

Belt length correction factors					
Belt length (mm)	-190	191-260	261-400	401-599	600+
Length factors	0.8	0.9	1.0	1.1	1.2

Power ratings are based on a minimum of six teeth in mesh.
If you have less than this, you have to make an adjustment - see page 26.



5M POWER RATINGS - WATTS

rpm of faster shaft	Number of grooves in small pulley														
	14	16	18	20	24	28	32	36	40	44	48	56	64	72	80
	Pulley pitch diameter in mm														
	22.28	25.46	28.65	31.83	38.20	44.56	50.93	57.30	63.66	70.03	76.39	89.13	101.86	114.86	127.32
20	4	5	6	7	9	11	13	15	17	20	23	27	31	34	38
40	9	11	12	14	18	21	26	30	35	40	45	54	61	69	77
60	13	16	18	21	26	32	38	45	52	60	68	80	92	103	115
100	22	26	30	35	44	54	64	75	87	100	113	134	153	172	192
200	45	53	61	69	88	107	128	150	174	199	226	268	306	345	383
300	61	72	83	94	119	145	172	202	233	266	300	356	407	458	509
400	76	90	103	117	147	179	213	249	286	326	368	436	498	561	623
500	91	106	122	139	174	211	251	292	336	382	430	510	583	656	728
600	104	122	140	159	199	241	286	334	383	435	489	580	662	745	827
700	117	137	158	179	223	271	321	373	428	485	545	646	738	829	921
800	130	152	174	198	247	299	353	411	471	533	598	709	809	910	1010
870	139	162	186	211	263	318	376	437	500	566	634	751	858	965	1071
900	142	166	191	216	269	326	385	447	512	580	650	769	879	987	1096
1000	154	180	206	234	291	352	416	483	552	625	699	828	945	1062	1178
1160	173	201	231	262	326	393	464	537	614	694	776	918	1047	1176	1304
1200	177	207	237	268	334	403	475	551	629	710	794	939	1072	1204	1334
1400	199	232	266	301	375	451	532	615	702	791	884	1044	1191	1336	1480
1450	205	239	274	309	384	463	545	631	720	811	905	1070	1220	1368	1515
1600	221	257	295	333	414	498	586	677	771	869	969	1144	1303	1461	1617
1750	236	275	315	356	442	532	625	722	822	925	1030	1215	1384	1550	1713
1800	242	281	322	364	451	543	638	736	838	943	1050	1239	1410	1578	1745
2000	262	305	349	394	488	586	688	794	902	1014	1128	1329	1511	1689	1864
2400	301	350	400	451	558	669	784	902	1042	1148	1274	1497	1697	1891	2079
2800	338	393	449	506	625	748	874	1004	1137	1272	1408	1649	1863	2067	2262
3200	374	434	496	559	688	822	960	1100	1242	1386	1531	1786	2008	2217	2411
3600	409	474	541	609	749	893	1040	1190	1340	1492	1644	1908	2134	2340	2526
4000	443	513	585	658	808	961	1116	1274	1431	1589	1745	2015	2238	2436	2604
5000	523	605	688	772	943	1115	1288	1459	1628	1792	1951	2212	2402	2541	2623
6000	598	690	783	877	1064	1250	1433	1610	1778	1937	2084	2301	2411	2434	2358
7000	669	769	870	971	1171	1365	1550	1722	1880	2019	2137	2268	2245	2084	1766
8000	735	843	950	1057	1264	1459	1637	1794	1927	2031	2101	2100	1882		
10000	854	972	1088	1199	1403	1577	1714	1804	1842	1819	1729				
12000	956	1078	1193	1299	1476	1594	1643	1609							
14000	1039	1158	1264	1354	1473	1495	1403								



Belt width correction factors

Belt width (mm)	9	15	25
Width factors	1.00	1.89	3.38

Bold figures refer to standard widths.

Belt length correction factors

Belt length (mm)	-440	441-550	551-800	801-1100	1100+
Length factors	0.8	0.9	1.0	1.1	1.2

Power ratings are based on a minimum of six teeth in mesh.
If you have less than this, you have to make an adjustment - see page 26.

8M POWER RATINGS - KILOWATTS

rpm of faster shaft	Number of grooves in small pulley															
	22	24	26	28	30	32	34	36	38	40	44	48	56	64	72	80
	Pulley pitch diameter in mm															
	56.02	61.12	66.21	71.30	76.39	81.49	86.58	91.67	96.77	101.86	112.05	122.23	142.60	162.97	183.35	203.72
10	0.02	0.02	0.02	0.03	0.03	0.04	0.04	0.05	0.05	0.06	0.06	0.07	0.08	0.09	0.10	0.11
20	0.03	0.04	0.04	0.05	0.06	0.07	0.08	0.09	0.11	0.11	0.12	0.14	0.16	0.18	0.20	0.23
50	0.08	0.09	0.11	0.13	0.16	0.18	0.21	0.23	0.27	0.28	0.31	0.34	0.40	0.45	0.51	0.56
100	0.16	0.19	0.22	0.27	0.31	0.36	0.41	0.47	0.54	0.56	0.62	0.68	0.79	0.90	1.02	1.13
200	0.33	0.37	0.45	0.53	0.62	0.72	0.82	0.93	1.05	1.13	1.24	1.34	1.54	1.73	1.93	2.12
300	0.49	0.53	0.65	0.77	0.90	1.04	1.19	1.34	1.51	1.64	1.78	1.93	2.21	2.50	2.77	3.05
400	0.65	0.71	0.84	0.99	1.16	1.34	1.54	1.74	1.96	2.12	2.31	2.50	2.87	3.23	3.59	3.94
500	0.81	0.89	1.02	1.21	1.42	1.64	1.88	2.13	2.40	2.59	2.82	3.05	3.50	3.94	4.37	4.80
600	0.98	1.07	1.21	1.43	1.68	1.94	2.21	2.51	2.82	3.05	3.32	3.59	4.11	4.63	5.13	5.63
730	1.19	1.30	1.44	1.71	2.00	2.31	2.64	2.98	3.36	3.63	3.95	4.27	4.89	5.50	6.09	6.68
800	1.30	1.42	1.56	1.85	2.17	2.50	2.86	3.24	3.64	3.94	4.28	4.63	5.30	5.95	6.60	7.23
870	1.42	1.54	1.68	1.99	2.34	2.70	3.08	3.49	3.93	4.24	4.61	4.98	5.70	6.41	7.09	7.76
970	1.58	1.72	1.86	2.20	2.57	2.97	3.39	3.84	4.32	4.67	5.08	5.48	6.27	7.04	7.79	8.52
1000	1.63	1.77	1.92	2.26	2.64	3.05	3.49	3.95	4.44	4.80	5.22	5.63	6.44	7.23	7.99	8.74
1170	1.90	2.07	2.25	2.59	3.04	3.51	4.00	4.53	5.10	5.51	5.98	6.45	7.37	8.26	9.13	9.96
1200	1.95	2.13	2.30	2.65	3.11	3.59	4.09	4.63	5.21	5.63	6.12	6.60	7.53	8.44	9.32	10.17
1460	2.37	2.58	2.80	3.15	3.69	4.26	4.86	5.50	6.19	6.68	7.25	7.81	8.90	9.95	10.95	11.92
1600	2.60	2.83	3.06	3.41	4.00	4.61	5.26	5.95	6.70	7.23	7.84	8.44	9.61	10.72	11.79	12.80
1750	2.84	3.09	3.34	3.69	4.32	4.98	5.69	6.43	7.23	7.80	8.46	9.10	10.35	11.53	12.64	13.70
2000	3.24	3.52	3.81	4.18	4.85	5.59	6.37	7.21	8.11	8.74	9.47	10.17	11.53	12.80	13.99	15.08
2500	4.03	4.38	4.74	5.19	5.86	6.75	7.69	8.69	9.77	10.52	11.36	12.17	13.70	15.08	16.32	17.40
2920	4.68	5.09	5.50	6.02	6.66	7.66	8.73	9.86	11.08	11.92	12.84	13.71	15.31	16.71	17.89	18.83
3500					7.71	8.85	10.07	11.36	12.75	13.70	14.68	15.60	17.20	18.47		
4000						9.79	11.13	12.55	14.07	15.08	16.09	16.99	18.47			
4500							12.10	13.62	15.26	16.32	17.30	18.14				
5000								14.57	16.30	17.40	18.31	19.04				
5500									17.20	18.31	19.10					
6000										17.95	19.04	19.65				

Belt width correction factors				
Belt width (mm)	20	30	50	85
Width factors	1.00	1.58	2.74	4.76

Bold figures refer to standard widths.

Belt length correction factors					
Belt length (mm)	480-608	640-912	960-1216	1280-1760	1800-2800
Length factors	0.8	0.9	1.0	1.1	1.2

Power ratings are based on a minimum of six teeth in mesh.
If you have less than this, you have to make an adjustment - see page 26.



14M POWER RATINGS - KILOWATTS

rpm of faster shaft	Number of grooves in small pulley																
	28	29	30	32	34	36	38	40	44	48	52	56	60	64	68	72	80
	Pulley pitch diameter in mm																
	124.78	129.23	133.69	142.60	151.52	160.43	169.34	178.25	196.08	213.90	231.73	249.55	267.38	285.21	303.03	320.86	356.51
10	0.2	0.2	0.2	0.2	0.3	0.3	0.3	0.4	0.4	0.4	0.5	0.5	0.6	0.6	0.6	0.7	0.8
20	0.4	0.4	0.4	0.5	0.6	0.6	0.7	0.7	0.8	0.9	1.0	1.1	1.1	1.2	1.3	1.4	1.5
40	0.7	0.8	0.8	1.0	1.1	1.2	1.4	1.4	1.6	1.8	1.9	2.1	2.3	2.4	2.6	2.7	3.0
60	1.1	1.2	1.3	1.5	1.7	1.9	2.0	2.2	2.4	2.7	2.9	3.2	3.4	3.6	3.8	4.1	4.5
100	1.8	1.9	2.1	2.4	2.8	3.1	3.4	3.6	4.0	4.4	4.9	5.2	5.6	6.0	6.4	6.7	7.5
200	3.6	3.9	4.2	4.8	5.5	6.2	6.8	7.2	8.0	8.9	9.7	10.5	11.2	12.0	12.7	13.5	15.0
300	4.9	5.3	5.7	6.6	7.5	8.5	9.2	9.7	10.8	12.0	13.1	14.2	15.3	16.5	17.7	18.9	21.3
400	6.1	6.6	7.1	8.2	9.3	10.5	11.3	12.0	13.3	14.7	16.1	17.4	18.7	20.1	21.5	22.9	25.8
500	7.2	7.8	8.4	9.6	11.0	12.3	13.3	14.1	15.6	17.2	18.7	20.2	21.7	23.3	24.8	26.4	29.6
600	8.2	8.9	9.5	11.0	12.5	14.0	15.1	15.9	17.6	19.4	21.1	22.7	24.4	26.1	27.8	29.5	32.9
730	9.4	10.2	10.9	12.6	14.2	16.0	17.2	18.2	20.0	22.0	23.8	25.6	27.4	29.3	31.1	32.9	36.5
800	10.0	10.8	11.6	13.4	15.1	17.0	18.3	19.3	21.2	23.2	25.2	27.0	28.9	30.8	32.6	34.5	38.2
870	10.6	11.4	12.3	14.1	16.0	17.9	19.3	20.3	22.4	24.4	26.4	28.3	30.2	32.2	34.0	36.0	39.7
970	11.4	12.3	13.2	15.1	17.1	19.2	20.6	21.7	23.8	26.0	28.0	30.0	32.0	33.9	35.8	37.7	41.4
1000	11.6	12.5	13.5	15.4	17.5	19.6	21.0	22.1	24.3	26.5	28.5	30.5	32.5	34.4	36.3	38.2	41.9
1160	12.8	13.8	14.8	16.9	19.1	21.4	22.9	24.1	26.3	28.6	30.7	32.7	34.7	36.7	38.5	40.3	43.7
1200	13.1	14.1	15.1	17.3	19.5	21.8	23.4	24.5	26.8	29.1	31.2	33.2	35.2	37.1	38.9	40.7	44.1
1460	14.7	15.8	16.9	19.3	21.8	24.3	25.9	27.1	29.5	31.8	33.8	35.7	37.5	39.3	40.8	42.3	44.7
1600	15.4	16.6	17.8	20.3	22.8	25.4	27.1	28.3	30.6	32.9	34.8	36.6	38.3	39.8	41.1	42.3	44.0
1750	16.2	17.4	18.6	21.2	23.8	26.5	28.2	29.4	31.6	33.8	35.6	37.2	38.6	39.9	40.8	41.6	42.5
2000	17.3	18.5	19.8	22.5	25.2	28.0	29.6	30.8	32.8	34.7	36.2	37.3	38.2	38.9	39.1		
2500	20.8	21.4	22.0	24.2	26.9	29.7	31.2	32.0	33.4	34.4	34.7	34.4					
2920	23.6	24.2	24.8	26.0	27.4	30.0	31.1	31.6	31.9	31.7							
3500			28.1	29.1	30.0	30.7	31.2	31.6									
4000				30.9	31.4												



Belt width correction factors

Belt width (mm)	40	55	85	115	170
Width factors	1.00	1.50	2.50	3.48	5.29

Bold figures refer to standard widths.

Belt length correction factors

Belt length (mm)	966-1190	1400-1610	1778-1904	2100-2450	2590-3150	3500-4578
Length factors	0.8	0.9	0.95	1.0	1.05	1.1

Power ratings are based on a minimum of six teeth in mesh.
If you have less than this, you have to make an adjustment - see page 26.

20M POWER RATINGS - KILOWATTS

rpm of faster shaft	Number of grooves in small pulley													
	34	36	38	40	44	48	52	56	60	64	68	72	80	90
	Pulley pitch diameter in mm													
	216.45	229.18	241.92	254.65	280.11	305.58	331.04	365.51	381.87	407.44	432.90	458.37	509.30	572.96
10	2.0	2.2	2.3	2.5	2.7	3.0	3.2	3.4	3.7	3.8	4.0	4.2	4.6	5.0
20	4.0	4.3	4.6	4.8	5.4	5.9	6.4	6.9	7.3	7.7	8.1	8.4	9.2	10.0
30	6.0	6.5	6.9	7.3	8.1	8.9	9.6	10.3	11.0	11.5	12.1	12.6	13.7	15.1
40	8.0	8.6	9.2	9.8	10.8	11.8	12.8	13.8	14.5	15.4	16.1	16.9	18.3	20.1
50	10.0	10.7	11.4	12.2	13.5	14.8	16.0	17.2	18.2	19.2	20.1	21.0	22.9	25.1
60	12.0	12.9	13.7	14.6	16.3	17.7	19.2	20.7	21.9	23.0	24.2	25.3	27.5	30.1
80	16.0	17.2	18.3	19.5	21.6	23.6	25.6	27.5	29.2	30.7	32.2	33.6	36.6	40.1
100	20.0	21.5	22.9	24.3	27.1	29.5	31.9	34.4	36.4	38.3	40.2	42.1	45.7	50.1
150	30.1	32.2	34.3	36.5	40.6	44.2	47.9	51.6	54.6	57.4	60.3	63.0	68.5	75.0
200	40.1	43.0	45.7	48.6	54.0	58.9	63.9	68.7	72.7	76.5	80.2	83.9	91.1	99.7
300	58.0	62.3	66.2	70.3	78.9	87.8	93.5	99.1	104.7	110.0	115.3	120.4	130.4	142.3
400	73.0	78.3	83.2	88.4	99.0	110.0	117.0	123.8	130.4	136.8	143.1	149.2	161.0	174.8
500	87.0	93.3	99.0	105.1	117.6	130.4	138.4	146.1	153.7	161.0	168.0	174.8	187.7	202.5
600	100.2	107.3	113.8	120.7	134.7	149.2	158.1	166.6	174.8	182.6	190.2	197.3	210.7	225.7
730	116.2	124.2	131.6	139.4	155.3	171.6	181.2	190.4	199.1	207.3	215.0	222.2	235.2	248.6
800	124.3	132.9	140.6	148.8	165.5	182.6	192.6	201.9	210.7	219.0	226.6	233.6	245.7	257.4
870	132.0	141.1	149.2	157.9	175.3	193.1	203.2	212.6	221.3	229.4	236.8	243.3	254.3	263.6
970	142.6	152.2	160.8	169.9	188.3	206.9	217.1	226.3	234.8	242.3	248.9	254.6	263.0	
1170	161.9	172.3	181.6	191.4	211.0	230.5	240.1	248.3	255.1	260.6	264.6	267.1	267.4	
1200	164.6	175.1	184.5	194.3	214.0	233.6	242.9	250.9	257.4	262.4	265.9	267.1	266.5	
1460	185.5	196.6	206.2	216.3	236.0	255.0	261.5	265.9	268.0	267.5	264.5			
1600	194.9	206.1	215.6	225.5	244.5	262.4	266.7	268.0	266.5					
1750	203.7	214.7	223.8	233.3	251.0	267.0	268.0	265.4						
2000	214.9	225.1	233.1	241.3	255.4	266.5								

Belt width correction factors					
Belt width (mm)	115	170	230 (≥ 38 teeth)	290 (≥ 52 teeth)	340 (≥ 52 teeth)
Width factors	1.0	1.55	2.15	2.80	3.26

Bold figures refer to standard widths.

Belt length correction factors						
Belt length (mm)	2000	2500	3400	3800-4600	5000-5600	580-6200
Length factors	0.8	0.85	0.95	1.0	1.05	1.1

Power ratings are based on a minimum of six teeth in mesh.
If you have less than this, you have to make an adjustment - see page 26.



MXL POWER RATINGS - WATTS

rpm of faster shaft	Number of grooves in small pulley																		
	10	12	14	15	16	18	20	22	24	28	30	32	36	40	42	48	60	72	80
	Pulley pitch diameter in mm																		
	6.47	7.76	9.06	9.70	10.35	11.64	12.94	14.23	15.52	18.11	19.40	20.70	23.29	25.87	27.17	31.05	38.81	46.57	51.74
10	0.05	0.05	0.06	0.07	0.07	0.08	0.09	0.10	0.11	0.13	0.14	0.14	0.16	0.18	0.19	0.22	0.27	0.33	0.36
40	0.18	0.22	0.25	0.27	0.29	0.33	0.36	0.40	0.43	0.51	0.54	0.58	0.65	0.72	0.76	0.87	1.08	1.30	1.45
60	0.27	0.33	0.38	0.41	0.43	0.49	0.54	0.60	0.65	0.76	0.81	0.87	0.98	1.08	1.14	1.30	1.63	1.95	2.17
100	0.45	0.54	0.63	0.68	0.72	0.81	0.90	0.99	1.08	1.27	1.36	1.45	1.63	1.81	1.90	2.17	2.71	3.25	3.62
200	0.90	1.08	1.27	1.36	1.45	1.63	1.81	1.99	2.17	2.53	2.71	2.89	3.25	3.62	3.80	4.34	5.42	6.51	7.23
400	1.81	2.17	2.53	2.71	2.89	3.25	3.62	3.98	4.34	5.06	5.42	5.78	6.51	7.23	7.59	8.68	10.85	13.02	14.46
600	2.71	3.25	3.80	4.07	4.34	4.88	5.42	5.97	6.51	7.59	8.13	8.68	9.76	10.85	11.39	13.02	16.27	19.52	21.69
800	3.62	4.34	5.06	5.43	5.78	6.51	7.23	7.95	8.68	10.12	10.85	11.57	13.02	14.46	15.18	17.35	21.69	26.03	28.92
1000	4.52	5.42	6.33	6.78	7.23	8.13	9.04	9.94	10.85	12.65	13.56	14.46	16.27	18.08	18.98	21.69	27.12	32.54	36.15
1200	5.42	6.51	7.60	8.14	8.68	9.76	10.85	11.93	13.02	15.18	16.27	17.35	19.52	21.69	22.78	26.03	32.54	39.05	43.38
1400	6.33	7.59	8.86	9.49	10.12	11.39	12.65	13.92	15.18	17.72	18.98	20.25	22.78	25.31	26.57	30.37	37.96	45.55	50.61
1600	7.23	8.68	10.1	10.9	11.57	13.02	14.46	15.91	17.35	20.25	21.69	23.14	26.03	28.92	30.37	34.71	43.38	52.06	57.85
1800	8.13	9.76	11.4	12.2	13.02	14.64	16.27	17.90	19.52	22.78	24.40	26.03	29.28	32.54	34.16	39.05	48.81	58.57	65.08
2000	9.04	10.85	12.7	13.6	14.46	16.27	18.08	19.88	21.69	25.31	27.12	28.92	32.54	36.15	37.96	43.38	54.23	65.08	72.31
2400	10.85	13.02	15.2	16.3	17.35	19.52	21.69	23.86	26.03	30.37	32.54	34.71	39.05	43.38	45.55	52.06	65.08	78.09	86.77
2800	12.65	15.18	17.7	19.0	20.25	22.78	25.31	27.84	30.37	35.43	37.96	40.49	45.55	50.61	53.15	60.74	75.92	91.11	101.23
3200	14.46	17.35	20.3	21.7	23.14	26.03	28.92	31.81	34.71	40.49	43.38	46.28	52.06	57.85	60.74	69.41	86.77	104.12	115.69
3600	16.27	19.52	22.8	24.4	26.03	29.28	32.54	35.79	39.05	45.55	48.81	52.06	58.57	65.08	68.33	78.09	97.61	117.14	130.15
4000	18.08	21.69	25.3	27.1	28.92	32.54	36.15	39.77	43.38	50.61	54.23	57.85	65.08	72.31	75.92	86.77	108.46	130.15	144.61
5000	22.60	27.12	31.6	33.9	36.15	40.67	45.19	49.71	54.23	63.27	67.79	72.31	81.35	90.38	94.90	108.46	135.58	162.69	180.77
6000	27.12	32.54	38.0	40.7	43.38	48.81	54.23	59.65	65.08	75.92	81.35	86.77	97.61	108.46	113.88	130.15	162.69	195.23	216.92
8000	36.15	43.38	50.6	54.3	57.85	65.08	72.31	79.54	86.77	101.23	108.46	115.69	130.15	144.61	151.84	173.54	216.92	260.30	289.23
10000	45.19	54.23	63.3	67.8	72.31	81.35	90.38	99.42	108.46	126.54	135.58	144.61	162.69	180.77	189.81	216.92	271.15	325.38	361.53
12000	54.23	65.08	76.0	81.4	86.77	97.61	108.46	119.31	130.15	151.84	162.69	173.54	195.23	216.92	227.77	260.30	325.38	390.46	433.84
14000	63.27	75.92	88.6	94.9	101.23	113.88	126.54	139.19	151.84	177.15	189.81	202.46	227.77	253.07	265.73	303.69	379.61	455.53	506.15



Belt width correction factors

Belt width (code)	012	019	025	037	050	062	075	100
Width factors	1	1.7	2.7	4	5.7	7.4	8.7	12.4

Bold figures refer to standard widths.

Power ratings are based on a minimum of six teeth in mesh.
If you have less than this, you have to make an adjustment - see page 26.

XL POWER RATINGS - KILOWATTS

rpm of faster shaft	Number of grooves in small pulley												
	10	11	12	14	15	16	18	20	21	22	24	28	30
	Pulley pitch diameter in mm												
	16.17	17.79	19.40	22.64	24.26	25.87	29.11	32.34	33.96	35.57	38.81	45.28	48.51
100	0.01	0.01	0.01	0.02	0.02	0.02	0.03	0.03	0.03	0.03	0.04	0.04	0.04
200	0.03	0.03	0.04	0.04	0.04	0.05	0.05	0.06	0.06	0.07	0.07	0.08	0.09
300	0.04	0.05	0.05	0.07	0.07	0.07	0.08	0.09	0.10	0.10	0.10	0.13	0.13
400	0.06	0.07	0.07	0.08	0.09	0.10	0.10	0.12	0.13	0.13	0.14	0.17	0.18
500	0.07	0.08	0.09	0.10	0.11	0.12	0.13	0.15	0.16	0.16	0.18	0.22	0.22
600	0.09	0.10	0.10	0.13	0.13	0.14	0.16	0.18	0.19	0.20	0.22	0.25	0.28
700	0.10	0.11	0.13	0.15	0.16	0.17	0.19	0.21	0.22	0.23	0.25	0.30	0.32
800	0.12	0.13	0.14	0.17	0.18	0.19	0.22	0.25	0.25	0.27	0.30	0.34	0.37
900	0.13	0.15	0.16	0.19	0.20	0.22	0.25	0.28	0.29	0.30	0.33	0.38	0.41
1000	0.15	0.16	0.18	0.22	0.23	0.25	0.28	0.31	0.32	0.34	0.37	0.43	0.46
1100	0.16	0.19	0.19	0.23	0.25	0.27	0.30	0.34	0.35	0.37	0.40	0.47	0.51
1160	0.17	0.19	0.21	0.25	0.27	0.28	0.31	0.34	0.37	0.39	0.42	0.49	0.53
1200	0.18	0.20	0.22	0.25	0.28	0.29	0.33	0.37	0.39	0.40	0.44	0.51	0.55
1300	0.19	0.22	0.23	0.28	0.30	0.31	0.36	0.40	0.42	0.43	0.48	0.55	0.60
1400	0.21	0.23	0.25	0.30	0.32	0.34	0.39	0.43	0.45	0.47	0.51	0.60	0.64
1500	0.22	0.25	0.27	0.32	0.34	0.37	0.41	0.46	0.48	0.50	0.55	0.64	0.69
1160	0.25	0.27	0.30	0.34	0.37	0.40	0.44	0.48	0.51	0.54	0.59	0.68	0.73
1700	0.26	0.28	0.31	0.37	0.39	0.42	0.47	0.50	0.54	0.57	0.62	0.72	0.78
1750	0.27	0.29	0.32	0.37	0.40	0.43	0.48	0.54	0.56	0.59	0.64	0.75	0.80
1800	0.28	0.30	0.33	0.38	0.41	0.44	0.49	0.55	0.57	0.60	0.66	0.77	0.82
2000	0.31	0.34	0.37	0.43	0.46	0.48	0.55	0.61	0.64	0.67	0.73	0.86	0.92
2200	0.34	0.37	0.40	0.47	0.51	0.54	0.60	0.67	0.70	0.74	0.81	0.93	1.00
2400	0.37	0.40	0.44	0.51	0.55	0.59	0.66	0.73	0.77	0.80	0.88	1.02	1.09
2600	0.40	0.43	0.48	0.55	0.60	0.63	0.72	0.79	0.84	0.87	0.93	1.10	1.18
2800	0.43	0.47	0.51	0.60	0.64	0.69	0.77	0.86	0.90	0.94	1.02	1.19	1.28
3000	0.46	0.50	0.55	0.64	0.69	0.73	0.82	0.92	0.95	1.00	1.09	1.28	1.36
3200	0.48	0.54	0.59	0.68	0.73	0.78	0.88	0.97	1.02	1.07	1.16	1.35	1.45
3400	0.51	0.57	0.62	0.72	0.78	0.83	0.93	1.03	1.08	1.13	1.24	1.43	1.53
3500	0.54	0.59	0.64	0.75	0.80	0.86	0.95	1.06	1.11	1.17	1.28	1.48	1.57
3600	0.55	0.60	0.66	0.77	0.82	0.88	0.98	1.09	1.15	1.20	1.31	1.51	1.61
3800	0.58	0.62	0.69	0.81	0.87	0.93	1.04	1.15	1.21	1.27	1.37	1.59	1.69
4000	0.61	0.67	0.73	0.86	0.92	0.97	1.09	1.22	1.28	1.33	1.45	1.67	1.78
4200	0.64	0.70	0.77	0.90	0.95	1.02	1.14	1.28	1.33	1.39	1.51	1.75	1.86
4400	0.67	0.74	0.81	0.93	1.00	1.07	1.20	1.33	1.39	1.45	1.58	1.83	1.95
4600	0.70	0.77	0.84	0.98	1.04	1.12	1.25	1.39	1.45	1.52	1.65	1.90	2.02
4800	0.73	0.80	0.88	1.02	1.09	1.16	1.31	1.45	1.51	1.59	1.72	1.98	2.10
5000	0.76	0.84	0.92	1.06	1.13	1.22	1.36	1.50	1.57	1.64	1.78	2.05	2.18
5500					1.25	1.33	1.49	1.64	1.72	1.80	1.95	2.23	2.37
6000					1.36	1.45	1.61	1.78	1.86	1.95	2.10	2.41	2.54
6500					1.46	1.56	1.75	1.92	2.01	2.09	2.26	2.55	2.72

Power ratings are based on a minimum of six teeth in mesh.
If you have less than this, you have to make an adjustment - see page 26.



XL POWER RATINGS - KILOWATTS

rpm of faster shaft	Number of grooves in small pulley												
	10	11	12	14	15	16	18	20	21	22	24	28	30
	Pulley pitch diameter in mm												
	16.17	17.79	19.40	22.64	24.26	25.87	29.11	32.34	33.96	35.57	38.81	45.28	48.51
7000					1.57	1.67	1.86	2.05	2.14	2.23	2.41	2.72	2.86
7500					1.68	1.78	1.98	2.18	2.28	2.37	2.54	2.86	3.01
8000							2.10	2.31	2.41	2.49	2.68	3.00	3.14
8500							2.22	2.43	2.53	2.63	2.80	3.13	3.26
9000							2.33	2.54	2.65	2.75	2.92	3.24	3.36
9500							2.45	2.66	2.76	2.86	3.04	3.33	3.45
10000							2.54	2.77	2.86	2.96	3.14	3.42	3.52

Belt width correction factors												
Belt width (code)	025	031	037	043	050	062	075	087	100	125	150	
Width factors	0.15	0.21	0.28	0.35	0.42	0.57	0.71	0.86	1.00	1.29	1.56	

Bold figures refer to standard widths.

L POWER RATINGS - KILOWATTS

rpm of faster shaft	Number of grooves in small pulley																				
	10	12	13	14	15	16	17	18	19	20	21	22	24	26	28	30	32	36	40	44	48
	Pulley pitch diameter in mm																				
	30.32	36.38	39.41	42.45	45.48	48.51	51.54	54.57	57.61	60.64	63.67	66.70	72.77	78.83	84.89	90.96	97.02	109.15	121.28	133.40	145.53
100	0.04	0.04	0.05	0.05	0.06	0.06	0.07	0.07	0.07	0.07	0.08	0.09	0.10	0.10	0.11	0.12	0.13	0.14	0.16	0.17	0.19
200	0.07	0.10	0.10	0.11	0.12	0.13	0.13	0.14	0.15	0.16	0.16	0.17	0.19	0.20	0.22	0.23	0.25	0.28	0.31	0.34	0.37
300	0.12	0.14	0.15	0.16	0.17	0.19	0.20	0.21	0.22	0.23	0.25	0.25	0.28	0.31	0.33	0.35	0.37	0.42	0.47	0.51	0.56
400	0.16	0.19	0.20	0.22	0.23	0.25	0.26	0.28	0.30	0.31	0.33	0.34	0.37	0.40	0.43	0.46	0.50	0.56	0.62	0.69	0.75
500	0.19	0.23	0.25	0.28	0.29	0.31	0.33	0.35	0.37	0.39	0.41	0.43	0.47	0.51	0.54	0.58	0.62	0.70	0.78	0.85	0.93
600	0.23	0.33	0.31	0.33	0.35	0.37	0.40	0.42	0.44	0.47	0.49	0.51	0.56	0.60	0.65	0.70	0.75	0.84	0.93	1.01	1.11
700	0.28	0.33	0.35	0.38	0.41	0.43	0.46	0.49	0.51	0.54	0.57	0.60	0.65	0.71	0.76	0.81	0.87	0.97	1.08	1.19	1.29
800	0.31	0.37	0.40	0.43	0.46	0.50	0.53	0.56	0.59	0.62	0.65	0.69	0.75	0.81	0.87	0.93	0.98	1.11	1.23	1.35	1.47
870	0.34	0.40	0.44	0.47	0.51	0.54	0.57	0.61	0.64	0.68	0.71	0.75	0.81	0.87	0.94	1.01	1.07	1.20	1.34	1.46	1.60
900	0.35	0.42	0.46	0.49	0.52	0.56	0.60	0.63	0.66	0.70	0.73	0.77	0.84	0.90	0.97	1.04	1.11	1.25	1.38	1.51	1.65
1000	0.39	0.46	0.51	0.54	0.58	0.62	0.66	0.70	0.74	0.78	0.81	0.85	0.93	1.00	1.08	1.16	1.23	1.38	1.53	1.68	1.82
1100	0.43	0.51	0.56	0.60	0.64	0.69	0.72	0.77	0.81	0.85	0.90	0.93	1.01	1.10	1.19	1.27	1.35	1.51	1.68	1.84	1.99
1160	0.45	0.54	0.59	0.63	0.68	0.72	0.77	0.81	0.85	0.90	0.94	0.98	1.07	1.16	1.25	1.34	1.42	1.60	1.76	1.93	2.10
1200	0.47	0.56	0.60	0.66	0.70	0.75	0.79	0.84	0.88	0.93	0.97	1.01	1.11	1.20	1.29	1.38	1.47	1.65	1.82	1.99	2.16
1300	0.51	0.60	0.66	0.71	0.75	0.81	0.86	0.90	0.95	1.00	1.05	1.10	1.20	1.30	1.40	1.49	1.59	1.78	1.96	2.15	2.33
1400	0.54	0.65	0.71	0.76	0.81	0.87	0.92	0.97	1.03	1.08	1.13	1.19	1.29	1.40	1.50	1.60	1.71	1.91	2.10	2.31	2.49
1500	0.58	0.70	0.76	0.81	0.87	0.93	0.98	1.04	1.10	1.16	1.21	1.27	1.38	1.49	1.60	1.72	1.82	2.04	2.25	2.45	2.65
1600	0.62	0.75	0.81	0.87	0.93	0.98	1.05	1.11	1.17	1.23	1.29	1.35	1.47	1.59	1.70	1.82	1.94	2.16	2.39	2.60	2.80
1700	0.66	0.79	0.86	0.92	0.98	1.05	1.11	1.18	1.24	1.31	1.37	1.43	1.56	1.69	1.81	1.93	2.05	2.29	2.52	2.75	2.96
1750	0.68	0.81	0.87	0.95	1.01	1.08	1.15	1.21	1.28	1.34	1.41	1.48	1.60	1.73	1.86	1.98	2.11	2.35	2.59	2.81	3.03
1800		0.84	0.90	0.97	1.04	1.11	1.18	1.25	1.31	1.38	1.45	1.51	1.65	1.78	1.91	2.04	2.16	2.41	2.65	2.88	3.10
1900		0.88	0.95	1.03	1.10	1.17	1.24	1.31	1.38	1.45	1.52	1.60	1.73	1.87	2.01	2.14	2.28	2.53	2.78	3.02	3.25
2000		0.93	1.01	1.08	1.16	1.23	1.31	1.38	1.45	1.53	1.60	1.68	1.82	1.96	2.10	2.25	2.38	2.66	2.90	3.16	3.39
2200		1.01	1.10	1.19	1.27	1.35	1.43	1.51	1.60	1.68	1.75	1.84	1.99	2.15	2.30	2.45	2.60	2.88	3.16	3.41	3.65
2400		1.11	1.20	1.29	1.38	1.47	1.56	1.65	1.73	1.82	1.91	1.99	2.16	2.33	2.49	2.66	2.80	3.11	3.39	3.65	3.89
2500		1.16	1.25	1.34	1.43	1.53	1.62	1.72	1.81	1.89	1.98	2.07	2.25	2.42	2.59	2.75	2.91	3.21	3.50	3.76	3.99
2600		1.20	1.30	1.40	1.49	1.59	1.69	1.78	1.87	1.96	2.06	2.15	2.33	2.51	2.68	2.84	3.01	3.31	3.60	3.86	4.09
2800		1.29	1.40	1.50	1.60	1.71	1.81	1.91	2.01	2.10	2.21	2.31	2.49	2.68	2.86	3.03	3.20	3.51	3.80	4.06	4.27
3000		1.38	1.49	1.60	1.71	1.82	1.93	2.04	2.14	2.25	2.35	2.45	2.65	2.84	3.03	3.21	3.39	3.71	3.99	4.24	4.43
3200			1.59	1.70	1.82	1.94	2.04	2.16	2.27	2.38	2.49	2.60	2.80	3.01	3.20	3.39	3.56	3.88	4.16	4.39	4.56
3400			1.69	1.81	1.92	2.05	2.17	2.29	2.40	2.51	2.63	2.74	2.96	3.16	3.36	3.55	3.72	4.04	4.31	4.51	4.65
3500			1.73	1.86	1.98	2.11	2.23	2.35	2.47	2.58	2.70	2.81	3.03	3.25	3.44	3.63	3.80	4.12	4.38	4.57	4.68
3600				1.90	2.04	2.16	2.29	2.41	2.53	2.65	2.77	2.88	3.10	3.32	3.52	3.71	3.89	4.19	4.44	4.61	4.71
3800				2.01	2.13	2.26	2.40	2.54	2.66	2.78	2.90	3.02	3.25	3.46	3.66	3.85	4.03	4.32	4.54	4.68	4.72
4000				2.11	2.24	2.39	2.51	2.66	2.78	2.90	3.03	3.16	3.39	3.60	3.80	3.98	4.16	4.43	4.63	4.72	4.71
4200					2.35	2.49	2.63	2.78	2.89	3.03	3.16	3.28	3.52	3.74	3.94	4.12	4.28	4.54	4.68	4.74	4.65
4400					2.45	2.60	2.74	2.88	3.01	3.15	3.28	3.41	3.65	3.87	4.06	4.24	4.39	4.61	4.72	4.71	4.54
4600					2.54	2.71	2.85	2.99	3.13	3.27	3.40	3.53	3.77	3.98	4.17	4.34	4.48	4.67	4.74	4.65	4.39
4800					2.64	2.81	2.95	3.11	3.25	3.39	3.52	3.65	3.88	4.09	4.27	4.43	4.57	4.71	4.71	4.55	4.20
5000					2.74	2.92	3.06	3.22	3.36	3.49	3.63	3.76	3.99	4.20	4.37	4.52	4.63	4.73	4.67	4.42	3.95

Power ratings are based on a minimum of six teeth in mesh.
If you have less than this, you have to make an adjustment - see page 26.



L POWER RATINGS - KILOWATTS

rpm of faster shaft	Number of grooves in small pulley																				
	10	12	13	14	15	16	17	18	19	20	21	22	24	26	28	30	32	36	40	44	48
	Pulley pitch diameter in mm																				
	30.32	36.38	39.41	42.45	45.48	48.51	51.54	54.57	57.61	60.64	63.67	66.70	72.77	78.83	84.89	90.96	97.02	109.15	121.28	133.40	145.53
5200					2.84	3.01	3.16	3.32	3.45	3.60	3.74	3.86	4.09	4.30	4.46	4.59	4.68	4.73	4.60	4.24	3.66
5400					2.93	3.11	3.26	3.42	3.56	3.70	3.83	3.96	4.19	4.39	4.53	4.65	4.71	4.70	4.48	4.04	3.31
5600					3.02	3.20	3.36	3.52	3.66	3.80	3.94	4.06	4.27	4.46	4.60	4.68	4.73	4.66	4.35	3.77	2.90
5800					3.11	3.30	3.45	3.61	3.76	3.89	4.03	4.16	4.36	4.53	4.65	4.71	4.73	4.58	4.18	3.48	2.44
6000					3.20	3.39	3.54	3.71	3.84	3.98	4.12	4.24	4.42	4.59	4.68	4.74	4.72	4.48	3.97	3.13	1.92

Belt width correction factors												
Belt width (code)	037	050	062	075	087	100	125	150	175	200	250	300
Width factors	0.28	0.42	0.57	0.71	0.86	1.0	1.29	1.56	1.84	2.14	2.72	3.36

Bold figures refer to standard widths.



Power ratings are based on a minimum of six teeth in mesh.
If you have less than this, you have to make an adjustment - see page 26.

H POWER RATINGS - KILOWATTS

rpm of faster shaft	Number of grooves in small pulley																
	14	16	17	18	19	20	21	22	24	26	28	30	32	36	40	44	48
	Pulley pitch diameter in mm																
	56.60	64.68	68.72	72.77	76.81	80.85	84.89	88.94	97.02	105.11	113.19	121.28	129.36	145.53	161.70	177.87	194.04
100	0.19	0.21	0.22	0.24	0.25	0.26	0.28	0.29	0.31	0.34	0.37	0.40	0.43	0.48	0.53	0.58	0.63
200	0.37	0.43	0.45	0.48	0.50	0.53	0.55	0.58	0.63	0.69	0.74	0.79	0.84	0.95	1.05	1.16	1.27
300	0.55	0.63	0.67	0.72	0.75	0.79	0.83	0.87	0.95	1.03	1.11	1.19	1.27	1.42	1.58	1.74	1.89
400	0.74	0.84	0.90	0.95	1.00	1.05	1.11	1.16	1.27	1.37	1.48	1.58	1.69	1.89	2.10	2.31	2.52
500	0.93	1.05	1.12	1.19	1.25	1.32	1.39	1.45	1.58	1.72	1.84	1.98	2.10	2.36	2.63	2.89	3.15
600	1.11	1.27	1.34	1.42	1.51	1.58	1.66	1.74	1.89	2.05	2.21	2.36	2.52	2.83	3.15	3.46	3.77
700	1.29	1.48	1.57	1.66	1.75	1.84	1.93	2.03	2.21	2.39	2.57	2.76	2.94	3.30	3.66	4.03	4.39
800	1.48	1.69	1.79	1.89	2.00	2.10	2.21	2.31	2.52	2.73	2.94	3.15	3.36	3.77	4.18	4.59	4.99
870	1.60	1.84	1.95	2.06	2.17	2.29	2.40	2.51	2.75	2.97	3.19	3.42	3.65	4.10	4.54	4.98	5.42
900	1.66	1.89	2.01	2.13	2.25	2.36	2.48	2.60	2.83	3.07	3.30	3.54	3.77	4.23	4.69	5.14	5.59
1000	1.84	2.10	2.24	2.36	2.50	2.63	2.76	2.89	3.15	3.41	3.66	3.92	4.18	4.69	5.19	5.69	6.19
1100	2.03	2.31	2.46	2.60	2.75	2.89	3.03	3.18	3.46	3.74	4.03	4.30	4.59	5.15	5.69	6.24	6.77
1160	2.13	2.44	2.59	2.75	2.89	3.04	3.19	3.34	3.65	3.94	4.24	4.54	4.83	5.42	5.99	6.56	7.12
1200		2.52	2.68	2.83	2.99	3.15	3.30	3.46	3.77	4.07	4.39	4.69	4.99	5.59	6.19	6.70	7.36
1300		2.73	2.90	3.07	3.24	3.41	3.57	3.74	4.07	4.41	4.74	5.07	5.39	6.04	6.68	7.30	7.92
1400		2.94	3.13	3.30	3.48	3.66	3.84	4.02	4.38	4.74	5.10	5.45	5.80	6.48	7.16	7.83	8.47
1500		3.15	3.34	3.54	3.73	3.92	4.11	4.30	4.68	5.07	5.45	5.82	6.19	6.92	7.64	8.34	9.02
1600		3.36	3.57	3.77	3.98	4.18	4.38	4.59	4.99	5.39	5.80	6.19	6.58	7.36	8.11	8.84	9.55
1700		3.56	3.78	4.00	4.21	4.43	4.65	4.86	5.30	5.72	6.14	6.56	6.97	7.78	8.57	9.33	10.07
1750		3.66	3.89	4.12	4.33	4.56	4.78	5.01	5.45	5.88	6.31	6.74	7.16	7.99	8.80	9.58	10.32
1800		3.77	4.00	4.23	4.46	4.68	4.92	5.14	5.59	6.04	6.48	6.92	7.36	8.20	9.02	9.81	10.58
1900		4.04	4.22	4.46	4.70	4.94	5.18	5.42	5.89	6.36	6.83	7.28	7.73	8.62	9.47	10.28	11.06
2000		4.18	4.44	4.68	4.94	5.19	5.45	5.69	6.18	6.68	7.16	7.64	8.11	9.03	9.90	10.74	11.53
2100				4.92	5.18	5.44	5.71	5.97	6.48	6.99	7.50	7.99	8.47	9.42	10.32	11.18	12.00
2200				5.14	5.42	5.69	5.97	6.24	6.77	7.30	7.83	8.34	8.84	9.82	10.74	11.62	12.43
2300				5.37	5.65	5.94	6.22	6.51	7.06	7.62	8.15	8.68	9.20	10.21	11.15	12.03	12.85
2400				5.59	5.89	6.18	6.48	6.77	7.35	7.92	8.48	9.02	9.55	10.58	11.53	12.43	13.25
2500				5.82	6.12	6.43	6.74	7.04	7.63	8.22	8.80	9.35	9.90	10.95	11.92	12.82	13.63
2600				6.04	6.36	6.68	6.99	7.30	7.92	8.52	9.12	9.68	10.24	11.31	12.29	13.18	13.99
2800				6.48	6.82	7.15	7.49	7.83	8.47	9.11	9.74	10.32	10.90	12.00	12.99	13.88	14.64
3000				6.92	7.27	7.63	7.98	8.34	9.01	9.68	10.33	10.94	11.53	12.65	13.63	14.49	15.20
3200				7.35	7.73	8.09	8.47	8.84	9.54	10.24	10.91	11.53	12.14	13.26	14.22	15.02	15.66
3400				7.78	8.17	8.56	8.94	9.33	10.06	10.78	11.47	12.10	12.70	13.82	14.74	15.48	16.01
3500				7.99	8.39	8.78	9.18	9.58	10.31	11.04	11.74	12.38	12.98	14.09	14.98	15.67	16.14
3600						9.00	9.41	9.82	10.56	11.30	12.00	12.64	13.24	14.34	15.20	15.85	16.24
3800						9.45	9.87	10.29	11.05	11.80	12.52	13.15	13.74	14.81	15.58	16.11	16.35
4000						9.88	10.31	10.74	11.52	12.28	13.00	13.63	14.20	15.22	15.90	16.29	16.34
4200						10.30	10.75	11.19	11.97	12.74	13.47	14.08	14.63	15.58	16.13	16.36	16.19
4400						10.71	11.17	11.62	12.41	13.18	13.89	14.49	15.01	15.87	16.29	16.32	15.90
4600						11.12	11.58	12.03	12.82	13.59	14.29	14.85	15.35	16.10	16.35	16.17	15.46
4800						11.50	11.97	12.44	13.21	13.98	14.67	15.20	15.64	16.27	16.33	15.89	14.87
5000						11.88	12.35	12.82	13.59	14.35	15.01	15.49	15.88	16.37	16.21	15.49	

Power ratings are based on a minimum of six teeth in mesh.
If you have less than this, you have to make an adjustment - see page 26.



H POWER RATINGS - KILOWATTS

rpm of faster shaft	Number of grooves in small pulley																
	14	16	17	18	19	20	21	22	24	26	28	30	32	36	40	44	48
	Pulley pitch diameter in mm																
	56.60	64.68	68.72	72.77	76.81	80.85	84.89	88.94	97.02	105.11	113.19	121.28	129.36	145.53	161.70	177.87	194.04
5200						12.24	12.72	13.20	13.94	14.68	15.32	15.75	16.07	16.40	15.99	14.96	
5400						12.60	13.08	13.55	14.27	14.99	15.59	15.96	16.21	16.36	15.68		
5600						12.94	13.41	13.88	14.58	15.27	15.83	16.13	16.30	16.23	15.26		
5800						13.26	13.73	14.20	14.87	15.52	16.03	16.25	16.33	16.04	14.73		
6000						13.57	14.04	14.50	15.12	15.74	16.19	16.32	16.30	15.76			

Belt width correction factors																	
Belt width (code)	050	062	075	087	100	125	150	175	200	250	300	350	400	500	600	800	
Width factors	0.42	0.57	0.71	0.86	1.0	1.29	1.56	1.84	2.14	2.72	3.36	4.06	4.76	6.15	7.5	10.32	

Bold figures refer to standard widths.



Power ratings are based on a minimum of six teeth in mesh.
If you have less than this, you have to make an adjustment - see page 26.

XH POWER RATINGS - KILOWATTS

rpm of faster shaft	Number of grooves in small pulley								
	18	20	22	24	26	28	30	32	40
	Pulley pitch diameter in mm								
	127.34	141.49	155.64	169.79	183.94	198.08	212.23	226.38	282.98
100	0.57	0.63	0.69	0.75	0.83	0.88	0.94	1.00	1.25
200	1.13	1.25	1.38	1.51	1.63	1.76	1.88	2.01	2.51
300	1.70	1.88	2.07	2.26	2.45	2.64	2.82	3.01	3.74
400	2.26	2.51	2.76	3.01	3.26	3.51	3.74	4.00	4.97
480	2.71	3.01	3.30	3.60	3.89	4.19	4.48	4.77	5.93
500	2.82	3.13	3.44	3.74	4.06	4.36	4.67	5.01	6.16
510	2.88	3.20	3.51	3.82	4.13	4.45	4.75	5.07	6.28
570	3.21	3.56	3.92	4.27	4.60	4.96	5.30	5.64	6.98
600	3.38	3.74	4.12	4.48	4.85	5.21	5.57	5.93	7.33
680	3.82	4.24	4.66	5.07	5.48	5.88	6.28	6.68	8.24
700	3.93	4.36	4.79	5.21	5.62	6.04	6.46	6.87	8.47
800	4.48	4.96	5.45	5.93	6.41	6.87	7.33	7.79	9.55
870	4.86	5.39	5.91	6.42	6.93	7.44	7.93	8.42	10.29
900	5.03	5.57	6.11	6.64	7.15	7.68	8.18	8.68	10.58
1000	5.57	6.16	6.75	7.33	7.90	8.47	9.01	9.55	11.57
1100	6.11	6.75	7.39	8.02	8.62	9.24	9.81	10.38	12.49
1160	6.42	7.09	7.77	8.42	9.05	9.68	10.29	10.87	13.01
1200		7.33	8.02	8.68	9.33	9.97	10.66	11.18	13.35
1300		7.90	8.63	9.33	10.03	10.68	11.32	11.94	14.13
1400		8.47	9.23	9.97	10.68	11.38	12.04	12.67	14.82
1500		9.01	9.81	10.59	11.32	12.04	12.70	13.35	15.45
1600		9.55	10.38	11.18	11.94	12.67	12.79	14.04	15.98
1700		10.07	10.94	11.76	12.53	13.26	13.94	14.55	16.40
1750		10.33	11.21	12.04	12.81	13.55	14.22	14.82	16.58
1800			11.47	12.32	13.10	13.82	14.49	15.08	16.67
1900			11.99	12.85	13.91	14.35	15.43	15.56	16.93
2000			12.49	13.35	14.13	14.82	15.45	15.98	17.04
2100			12.97	13.82	14.59	15.28	15.85	16.32	17.02
2200			13.43	14.49	15.02	15.67	16.20	16.61	16.87
2300			13.87	14.70	15.42	16.02	16.49	16.82	16.64
2400			14.27	15.08	15.77	16.32	16.73	16.97	16.15
2500				15.45	16.09	16.58	16.89	17.04	15.58
2600				15.77	16.37	16.78	17.01	17.02	14.86
2800				16.33	16.78	17.02	17.02	16.76	
3000				16.73	17.01	17.02	16.74	16.15	
3200				16.97	17.02	16.76	16.15	15.17	
3400				17.04	16.84	16.25	15.23	13.79	
3500				17.02	16.67	15.88	14.65		

Power ratings are based on a minimum of six teeth in mesh.
If you have less than this, you have to make an adjustment - see page 26.



XH POWER RATINGS - KILOWATTS

rpm of faster shaft	Number of grooves in small pulley								
	18	20	22	24	26	28	30	32	40
	Pulley pitch diameter in mm								
	127.34	141.49	155.64	169.79	183.94	198.08	212.23	226.38	282.98
3600				16.94	16.43	15.46	13.97		
3800				16.64	15.97	14.34			
4000				16.15	14.86				
4200				15.45	13.67				
4400				14.52					

Belt width correction factors																			
Belt width (code)	100	125	150	175	200	250	300	350	400	500	600	700	800	900	1000	1100	1200	1300	1400
Width factors	1.00	1.29	1.56	1.84	2.14	2.72	3.36	4.06	4.76	6.15	7.50	8.89	10.32	11.70	13.10	14.41	15.84	17.16	18.62

Bold figures refer to standard widths.



Power ratings are based on a minimum of six teeth in mesh.
If you have less than this, you have to make an adjustment - see page 26.

XXH POWER RATINGS - KILOWATTS

rpm of faster shaft	Number of grooves in small pulley							
	18	20	22	24	26	30	34	40
	Pulley pitch diameter in mm							
	181.91	202.13	222.34	242.55	262.77	303.19	343.62	404.25
100	0.99	1.10	1.22	1.32	1.43	1.65	1.87	2.20
200	1.98	2.20	2.42	2.64	2.86	3.30	3.73	4.38
300	2.97	3.30	3.62	3.95	4.27	4.92	5.56	6.51
400	3.95	4.38	4.80	5.24	5.67	6.51	7.35	8.57
480	4.72	5.24	5.74	6.26	6.76	7.76	8.74	10.15
500	4.95	5.45	5.98	6.51	7.03	8.06	9.08	10.54
510	5.01	5.56	6.09	6.63	7.17	8.22	9.24	10.73
570	5.59	6.20	6.80	7.39	7.97	9.12	10.24	11.85
600	5.88	6.51	7.14	7.76	8.37	9.57	10.73	12.40
680	6.63	7.35	8.04	8.74	9.41	10.73	12.00	13.79
700	6.83	7.56	8.27	8.97	9.67	11.02	12.32	14.12
800	7.76	8.57	9.37	10.16	10.92	12.40	13.79	15.68
870	8.09	9.27	10.13	10.97	11.78	13.32	14.76	16.67
900	8.72	9.57	10.44	11.30	12.11	13.70	15.15	17.05
1000	9.57	10.55	11.49	12.13	13.28	14.93	16.40	18.23
1100	10.44	11.49	12.64	13.43	14.37	16.04	17.49	19.17
1160	10.97	12.04	13.07	14.05	14.93	16.67	18.08	19.61
1200		12.40	13.45	14.45	15.38	17.05	18.43	19.86
1300		13.28	14.37	14.83	16.32	17.96	19.21	20.28
1400		14.12	15.23	16.26	17.18	18.72	19.80	20.39
1500		14.91	16.04	17.05	17.96	19.36	20.19	20.18
1600		15.68	16.81	17.78	18.64	19.86	20.38	19.64
1700		16.40	17.49	18.43	19.21	20.19	20.34	18.73
1750		16.73	17.81	18.73	19.46	20.31	20.23	18.14
1800		17.06	18.12	19.00	19.68	20.37	20.06	17.43
1900		17.67	18.68	19.48	20.04	20.37	19.53	
2000		18.23	19.17	19.86	20.28	20.19	18.73	
2100		18.73	19.58	20.14	20.39	19.81	17.65	
2200		19.17	19.91	20.32	20.37	19.24		
2300		19.55	20.16	20.39	20.21	18.46		
2400		19.86	20.32	20.35	19.91	17.43		
2500		22.34	20.39	20.19	19.45			
2600		20.28	20.37	19.91	18.84			
2800		20.40	20.02	18.95	17.12			
3000		20.19	19.24	17.43				

Belt width correction factors																
Belt width (code)	100	200	250	300	350	400	500	600	700	800	900	1000	1100	1200	1300	1400
Width factors	1.00	2.14	2.72	3.36	4.06	4.76	6.15	7.50	8.89	10.32	11.70	13.10	14.41	15.84	17.16	18.62

Bold figures refer to standard widths.

Power ratings are based on a minimum of six teeth in mesh.
If you have less than this, you have to make an adjustment - see page 26.



PREFERRED PULLEY RANGES

POWERGRIP® GT3

2MR

Number of grooves	Outside diameter (mm)
12	7.13
15	9.04
20	12.22
30	18.59
36	22.41
48	30.04
60	37.68
72	45.32

Pulley references in italics are mainly "made-to-order" designs.

3MR

Number of grooves	Outside diameter (mm)	Flange diameter (mm)	Maximum bore - (mm)			System widths - (mm)		
			Standard belt width (mm)			Standard belt width (mm)		
			6	9	15	6	9	15
10	8.79	13	3.5	3.5	3.5	17.5	17.5	26
12	10.70	15	5.0	5.0	5.0	17.5	17.5	26
14	12.61	16	6.0	6.0	6.0	17.5	17.5	26
15	13.56	17.5	7.0	7.0	7.0	17.5	17.5	26
16	14.52	18	5.5	5.5	5.5	20.6	20.6	26
18	16.43	19.5	6.5	6.5	6.5	20.6	20.6	26
20	18.34	23	8.0	8.0	8.0	20.6	20.6	26
21	19.29	25	9.0	9.0	9.0	20.6	20.6	26
22	20.25	25	9.0	9.0	9.0	20.6	20.6	26
24	22.16	25	9.0	9.0	9.0	20.6	20.6	26
26	24.07	28	10.0	10.0	10.0	20.6	20.6	26
28	25.98	32	11.0	11.0	11.0	20.6	20.6	26
30	27.89	32	12.5	12.5	12.5	20.6	20.6	26
32	29.80	36	13.5	13.5	13.5	20.6	20.6	26
36	33.62	38	15.0	15.0	15.0	22.2	22.2	30
40	37.44	42	16.5	16.5	16.5	22.2	22.2	30
44	41.26	48	20.0	20.0	20.0	22.2	22.2	30
48	45.08		20.0	20.0	20.0	22.2	22.2	30
60	56.54		20.0	20.0	20.0	22.2	22.2	30
72	67.99		20.0	20.0	20.0	22.2	22.2	30

5MR

Number of grooves	Outside diameter (mm)	Flange diameter (mm)	Maximum bore - (mm)			System widths - (mm)		
			Standard belt width (mm)			Standard belt width (mm)		
			9	15	25	9	15	25
14	21.14	25	9.0	9.0	9.0	20.0	26.0	36.0
15	22.73	28	10.0	10.0	10.0	20.0	26.0	36.0
16	24.32	28	10.5	10.5	10.5	20.0	26.0	36.0
18	27.51	32	12.5	12.5	12.5	20.0	26.0	36.0
20	30.69	36	13.5	13.5	13.5	22.5	26.0	36.0
21	32.28	38	14.0	14.0	14.0	22.5	26.0	38.0
22	33.87	38	15.0	15.0	15.0	22.5	26.0	38.0
24	37.06	42	16.0	16.0	16.0	22.5	28.0	38.0
26	40.24	44	18.0	18.0	18.0	22.5	28.0	38.0
28	43.42	48	18.0	18.0	18.0	22.5	28.0	38.0
30	46.60	51	21.0	21.0	21.0	22.5	28.0	38.0
32	49.79	54	23.0	23.0	23.0	22.5	28.0	38.0
36	56.16	60	23.0	23.0	23.0	22.5	28.0	38.0
40	62.52	71	23.0	23.0	23.0	22.5	28.0	38.0
44	68.89		23.0	23.0	23.0	25.5	30.0	40.0
48	75.25		23.0	23.0	23.0	25.5	30.0	40.0
60	94.35		28.0	30.0	30.0	25.5	30.0	40.0
72	113.45		28.0	30.0	30.0	25.5	30.0	40.0

NOTE: PowerGrip® GT3 8MGT and 14MGT belts are designed to run in standard PowerGrip® HTD® pulleys.



PREFERRED PULLEY RANGES

POWERGRIP® HTD®

3M

Number of grooves	Outside diameter (mm)	Flange diameter (mm)	Maximum bore - (mm)			System widths - (mm)		
			Standard belt width (mm)			Standard belt width (mm)		
			6	9	15	6	9	15
10	8.79	13	3.5	3.5	3.5	14.5	17.5	26
12	10.70	15	5.0	5.0	5.0	14.5	17.5	26
14	12.61	16	6.0	6.0	6.0	14.5	17.5	26
15	13.56	17.5	7.0	7.0	7.0	14.5	17.5	26
16	14.52	18	5.5	5.5	5.5	17.5	20.6	26
18	16.43	19.5	6.5	6.5	6.5	17.5	20.6	26
20	18.34	23	8.0	8.0	8.0	17.5	20.6	26
21	19.29	25	9.0	9.0	9.0	17.5	20.6	26
22	20.25	25	9.0	9.0	9.0	17.5	20.6	26
24	22.16	28	9.0	9.0	9.0	17.5	20.6	26
26	24.07	32	10.0	10.0	10.0	17.5	20.6	26
28	25.98	32	11.0	11.0	11.0	17.5	20.6	26
30	27.89	36	12.5	12.5	12.5	17.5	20.6	26
32	29.80	38	13.5	13.5	13.5	17.5	20.6	26
36	33.62	42	15.0	15.0	15.0	18.0	22.2	30
40	37.44	48	16.5	16.5	16.5	18.0	22.2	30
44	41.26		20.0	20.0	20.0	18.0	22.2	30
48	45.08		20.0	20.0	20.0	18.6	22.2	30
60	56.54		20.0	20.0	20.0	18.6	22.2	30
72	67.99		20.0	20.0	20.0	18.6	22.2	30

5M

Number of grooves	Outside diameter (mm)	Flange diameter (mm)	Maximum bore - (mm)			System widths - (mm)		
			Standard belt width (mm)			Standard belt width (mm)		
			9	15	25	9	15	25
12	17.96	23	8.0	8.0	8.0	20.0	26.0	36.0
14	21.14	25	9.0	9.0	9.0	20.0	26.0	36.0
15	22.73	28	10.0	10.0	10.0	20.0	26.0	36.0
16	24.32	28	10.5	10.5	10.5	20.0	26.0	36.0
18	27.51	32	12.5	12.5	12.5	20.0	26.0	36.0
20	30.69	36	13.5	13.5	13.5	22.5	26.0	36.0
21	32.28	38	14.0	14.0	14.0	22.5	26.0	38.0
22	33.87	38	15.0	15.0	15.0	22.5	26.0	38.0
24	37.06	42	16.0	16.0	16.0	22.5	28.0	38.0
26	40.24	44	18.0	18.0	18.0	22.5	28.0	38.0
28	43.42	48	18.0	18.0	18.0	22.5	28.0	38.0
30	46.60	51	21.0	21.0	21.0	22.5	28.0	38.0
32	49.79	54	23.0	23.0	23.0	22.5	28.0	38.0
36	56.16	60	23.0	23.0	23.0	22.5	28.0	38.0
40	62.52	71	23.0	23.0	23.0	22.5	28.0	38.0
44	68.89		23.0	23.0	23.0	25.5	30.0	40.0
48	75.25		23.0	23.0	23.0	25.5	30.0	40.0
60	94.35		28.0	30.0	30.0	25.5	30.0	40.0
72	113.45		28.0	30.0	30.0	25.5	30.0	40.0



PREFERRED PULLEY RANGES

POWERGRIP® HTD®

8M

Number of grooves	Outside diameter (mm)	Flange diameter (mm)	Maximum bore - (mm)				System widths - (mm)			
			Standard belt width (mm)				Standard belt width (mm)			
			20	30	50	85	20	30	50	85
22	54.65	60	25.0	25.0	28.0	28.0	38.0	48.0	70.0	105.0
24	59.75	66	28.0	28.0	28.0	30.0	38.0	48.0	70.0	105.0
26	64.84	71	30.0	30.0	30.0	32.0	38.0	48.0	70.0	105.0
28	70.08	75	30.0	30.0	30.0	32.0	38.0	48.0	70.0	105.0
30	75.13	83	32.0	32.0	32.0	32.0	38.0	48.0	70.0	105.0
32	80.16	87	35.0	35.0	35.0	35.0	38.0	48.0	70.0	105.0
34	85.22	91	42.0	42.0	42.0	42.0	38.0	48.0	70.0	105.0
36	90.30	98.5	42.0	42.0	42.0	42.0	38.0	48.0	70.0	105.0
38	95.39	103	45.0	45.0	45.0	45.0	38.0	48.0	70.0	105.0
40	100.49	106	45.0	45.0	45.0	45.0	38.0	48.0	70.0	105.0
44	110.67	119	45.0	45.0	45.0	45.0	38.0	48.0	70.0	105.0
48	120.86	127	45.0	45.0	45.0	45.0	38.0	48.0	70.0	105.0
56	141.23	148	45.0	50.0	50.0	45.0	38.0	48.0	60.0	105.0
64	161.60	168	45.0	50.0	60.0	60.0	38.0	48.0	60.0	95.0
72	181.97	192	45.0	55.0	60.0	65.0	38.0	48.0	60.0	95.0
80	202.35		50.0	60.0	65.0	65.0	38.0	48.0	60.0	95.0
90	227.81		50.0	60.0	65.0	65.0	38.0	48.0	60.0	95.0
112	283.83		50.0	60.0	65.0	65.0	38.0	48.0	60.0	95.0
144	365.32		50.0	60.0	65.0	70.0	38.0	48.0	60.0	95.0
168	426.44		60.0	60.0	70.0	70.0	38.0	48.0	60.0	95.0
192	487.55		60.0	60.0	70.0	70.0	38.0	48.0	60.0	95.0



NOTE: PowerGrip® GT3 8MGT and 14MGT belts are designed to run in standard PowerGrip® HTD® pulleys.

PREFERRED PULLEY RANGES

POWERGRIP® HTD®

14M

Number of grooves	Outside diameter (mm)	Flange diameter (mm)	Maximum bore - (mm)					System widths - (mm)				
			Standard belt width (mm)					Standard belt width (mm)				
			40	55	85	115	170	40	55	85	115	170
28	122.12	127	60.0	60.0	60.0	60.0	60	69.0	85.0	117.0	148.0	202
29	126.57	138	60.0	60.0	60.0	60.0	60	69.0	85.0	117.0	148.0	202
30	130.99	138	60.0	60.0	60.0	60.0	60	69.0	85.0	117.0	148.0	202
32	139.88	154	60.0	60.0	60.0	60.0	60	69.0	85.0	117.0	148.0	202
34	148.79	160	60.0	60.0	60.0	60.0	60	69.0	85.0	117.0	148.0	202
36	157.68	168	60.0	60.0	60.0	70.0	70	69.0	85.0	117.0	148.0	202
38	166.60	183	70.0	70.0	70.0	70.0	75	69.0	85.0	117.0	148.0	202
40	175.49	188	70.0	70.0	75.0	75.0	80	69.0	85.0	117.0	148.0	202
44	193.28	211	70.0	70.0	75.0	80.0	90	69.0	85.0	117.0	148.0	202
48	211.11	226	75.0	75.0	85.0	80.0	90	69.0	70.0	117.0	148.0	202
56	246.76	256	75.0	75.0	85.0	85.0	90	69.0	70.0	102.0	148.0	202
64	282.41	296	75.0	75.0	85.0	85.0	100	69.0	70.0	102.0	133.0	202
72	318.06		75.0	75.0	85.0	85.0	100	69.0	70.0	102.0	133.0	187
80	353.71		75.0	75.0	85.0	85.0	100	69.0	70.0	102.0	133.0	187
90	398.28		75.0	75.0	85.0	85.0	100	69.0	70.0	102.0	133.0	187
112	496.32		75.0	75.0	85.0	85.0	110	69.0	70.0	102.0	133.0	187
144	638.92		75.0	75.0	85.0	95.0	120	69.0	70.0	102.0	133.0	187
168	745.87		75.0	75.0	85.0	95.0	120	69.0	70.0	102.0	133.0	187
192	852.82		75.0	75.0	95.0	95.0	120	69.0	70.0	102.0	133.0	187
216	959.76		85.0	85.0	95.0	95.0	120	69.0	70.0	102.0	133.0	187

20M

Number of grooves	Outside diameter (mm)
34	212.13
36	224.87
38	237.60
40	250.33
44	275.79
48	301.26
52	326.72
56	352.19
60	377.65
64	403.12
68	428.58
72	454.05
80	504.98
90	568.64
112	708.70
144	912.41
168	1065.20
192	1217.99
216	1370.79

Pulley references in italics are mainly "made-to-order" designs.



PREFERRED PULLEY RANGES

POWERGRIP®

MXL

Number of grooves	Outside diameter (mm)
10	5.97
12	7.26
14	8.56
15	9.19
16	9.83
18	11.12
20	12.42
22	13.72
24	15.01
28	17.60
30	18.89
32	20.19
36	22.78
40	25.37
42	26.67
48	30.53
60	38.30
72	46.05
80	51.23

Pulley references in italics are mainly "made-to-order" designs.

XL

Number of grooves	Outside diameter (mm)	Flange diameter (mm)	Maximum bore - (mm)		System widths - (mm)		Pulley weight - (kg)	
			Standard belt width (code)		Standard belt width (code)		Standard belt width (code)	
			025	037	025	037	025	037
10	15.66	24	6.4	6.4	19.8	19.8	0.02	0.02
11	17.28	24	6.4	6.4	19.8	19.8	0.02	0.02
12	18.90	25	7.9	7.9	19.8	19.8	0.03	0.03
14	22.13	28	9.5	9.5	19.8	19.8	0.04	0.04
15	23.75	30	11.1	11.1	19.8	19.8	0.04	0.04
16	25.36	32	12.7	12.7	19.8	19.8	0.05	0.05
18	28.60	35	14.3	14.3	19.8	19.8	0.06	0.06
20	31.83	38	17.5	17.5	22.2	22.2	0.08	0.08
21	33.45	40	17.5	17.5	22.2	22.2	0.09	0.09
22	35.07	41	19.1	19.1	22.2	22.2	0.10	0.10
24	38.30	45	20.6	20.6	22.2	22.2	0.12	0.12
26	41.53	48	18.0	18.0	22.2	22.2	0.14	0.14
28	44.77	51	23.8	23.8	22.2	22.2	0.16	0.16
30	48.00	54	27.0	27.0	22.2	22.2	0.19	0.19
32	51.24		23.0	23.0	25.4	25.4	0.11	0.11
36	57.70		23.0	23.0	25.4	25.4	0.13	0.13
40	64.17		23.0	23.0	25.4	25.4	0.17	0.17
42	67.41		23.0	23.0	25.5	25.5	0.13	0.13
44	70.64		23.0	23.0	25.4	25.4	0.15	0.15
48	77.11		23.0	23.0	25.4	25.4	0.16	0.16
60	96.51		23.0	23.0	25.4	25.4	0.18	0.18
72	115.92		23.0	23.0	25.4	25.4	0.23	0.23



PREFERRED PULLEY RANGES

POWERGRIP®

L

Number of grooves	Outside diameter (mm)	Flange diameter (mm)	Maximum bore - (mm)			System widths - (mm)			Pulley weight - (kg)		
			Standard belt width (code)			Standard belt width (code)			Standard belt width (code)		
			050	075	100	050	075	100	050	075	100
10	29.56	36	19			26			0.11		
12	35.62	42	19	25	31	26	32	38	0.19	0.23	0.29
13	38.65	44	19	25	31	26	32	38	0.21	0.26	0.30
14	41.68	48	19	25	31	26	32	38	0.25	0.32	0.36
15	44.27	51	19			26			0.30		
16	47.75	54	19	25	31	26	32	38	0.33	0.42	0.51
17	50.78	57	19	25	31	26	32	38	0.36	0.45	0.54
18	53.81	60	19	25	31	26	32	38	0.41	0.51	0.62
19	56.84	63	19	25	31	26	32	38	0.45	0.57	0.69
20	59.88	66	19	25	31	26	32	38	0.50	0.63	0.76
21	62.91	71	19	25	31	26	32	38	0.55	0.70	0.82
22	65.94	75	19	25	31	26	32	38	0.62	0.75	0.92
24	72.00	79	19	25	31	26	32	38	0.68	0.85	1.10
26	78.07	87	19	25	31	26	32	38	0.82	1.00	1.30
28	84.13	91	19	25	31	26	32	38	0.92	1.20	1.40
30	90.20	97	19	25	31	26	32	38	1.10	1.40	1.70
32	96.26	103	19	25	31	26	32	38	1.20	1.50	1.80
36	108.39	115	19	25	32	26	32	32	1.00	1.30	1.50
40	120.51	127	19	25	32	26	32	32	1.10	1.60	1.80
44	132.64	140	19	25	32	26	32	32	1.20	1.70	1.90
48	144.77	152	19	25	32	26	32	32	1.30	1.90	2.10
60	181.15		19	26	32	28	35	35	1.30	1.80	2.00
72	217.53		19	26	32	28	35	35	1.70	2.30	2.50
84	253.92		19	26	35	28	35	35	1.90	2.50	2.70

PREFERRED PULLEY RANGES

POWERGRIP®

H

Number of grooves	Outside diameter (mm)	Flange diameter (mm)	Maximum bore - (mm)					System widths - (mm)				
			Standard belt width (code)					Standard belt width (code)				
			075	100	150	200	300	075	100	150	200	300
14	55.22	63	24	24	24	24		32	32	32	58	
16	63.31	71	28	28	28	28	28	32	32	32	58	84
18	71.39	79	32	32	32	32	32	32	32	32	58	84
19	75.44	83	34	34	34	34	34	32	32	32	58	84
20	79.48	87	35	35	35	35	35	32	32	32	58	84
21	83.52	91	38	38	38	38	38	32	32	32	58	84
22	87.56	93	41	41	41	41	41	32	32	32	58	84
24	95.65	103	45	45	45	45	45	32	32	32	58	84
26	103.73	111	32	32	32	35	35	32	32	32	58	84
28	111.82	119	35	35	35	35	35	32	32	45	58	84
30	119.90	127	35	35	35	40	40	32	32	45	58	84
32	127.99	135	40	40	40	40	40	32	32	45	58	84
36	144.16	152	45	45	45	45	45	32	32	45	58	84
40	160.33	168	45	45	45	45	45	32	32	45	58	84
44	176.50	184	45	45	45	45	45	32	32	45	58	84
48	192.67	200	45	45	45	48	48	32	32	45	58	84
60	241.18		45	45	48	50	57	34	34	46	59	86
72	289.69		45	45	48	50	57	34	34	46	59	86
84	338.20		45	45	48	50	57	34	34	46	59	86
96	386.71		45	45	48	50	57	34	34	46	59	86
120	483.73		50	50	55	57	62	34	34	46	59	86

XH

Number of grooves	Outside diameter (mm)	Flange diameter (mm)	Maximum bore - (mm)			System widths - (mm)			Pulley weight - (kg)		
			Standard belt width (code)			Standard belt width (code)			Standard belt width (code)		
			200	300	400	200	300	400	200	300	400
18	124.55	142	50	50	50	67	94	121	5.10	6.40	8.10
20	138.70	155	55	55	55	67	94	121	6.20	7.80	9.80
22	152.85	170	65	65	65	67	94	121	7.60	9.40	11.80
24	167.00	184	70	70	70	67	94	121	9.10	11.30	14.20
26	181.14	198	80	80	80	67	94	121	10.80	13.30	16.60
28	195.29	212	70	70	70	67	94	121	10.30	12.30	14.70
30	209.44	227	70	70	70	67	94	121	11.20	13.30	15.80
32	223.59	240	75	75	75	67	94	121	12.80	15.10	17.90
40	280.19	297	80	80	80	67	94	121	17.40	20.20	23.40
48	336.78		85	85	85	89	92	119	18.20	21.90	24.00
60	421.68		85	85	85	89	92	119	21.00	25.40	30.50
72	506.57		85	85	85	89	92	119	26.10	31.20	37.70
84	591.46		90	90	90	89	102	119	32.00	37.20	40.80
96	676.35		90	90	90	89	102	119	37.90	43.70	47.80
120	846.14		90	90	90	89	102	119	49.30	54.50	59.60

PREFERRED PULLEY RANGES

Pulley weight - (kg)					Flange diameter (mm)	Outside diameter (mm)	Number of grooves
Standard belt width (code)							
075	100	150	200	300			
0.65	0.65	0.85	1.10		63	55.22	14
0.85	0.85	1.10	1.40	2.00	71	63.31	16
1.10	1.10	1.50	1.80	2.60	79	71.39	18
1.20	1.20	1.70	2.10	2.90	83	75.44	19
1.40	1.40	1.80	2.30	3.20	87	79.48	20
1.60	1.60	2.20	2.60	3.60	91	83.52	21
1.70	1.70	2.30	2.80	4.00	93	87.56	22
2.00	2.00	2.60	3.40	4.70	103	95.65	24
1.40	1.40	1.70	2.30	3.30	111	103.73	26
1.60	1.60	1.90	2.50	3.60	119	111.82	28
1.70	1.70	2.10	2.90	4.20	127	119.90	30
2.20	2.20	2.60	3.20	4.30	135	127.99	32
2.70	2.70	3.20	3.80	5.20	152	144.16	36
2.80	2.80	3.50	4.10	5.60	168	160.33	40
3.10	3.10	3.70	4.40	5.90	184	176.50	44
3.30	3.30	4.00	4.80	6.60	200	192.67	48
4.50	4.50	5.70	7.10	9.40		241.18	60
5.30	5.30	6.40	8.00	10.60		289.69	72
6.20	6.20	7.30	9.10	11.70		338.20	84
7.20	7.20	8.70	10.90	14.20		386.71	96
11.40	11.40	12.30	16.60	21.20		483.73	120

XXH

Number of grooves	Outside diameter (mm)
18	178.87
20	199.09
22	219.29
24	239.50
26	259.72
30	300.14
34	340.57
40	401.20
48	482.07
60	603.33
72	727.66
90	909.57

Pulley references in italics are mainly "made-to-order" designs.

PULLEY TOLERANCES

PULLEY* BORE/FACE DIAMETER TOLERANCE SPECIFICATIONS

Gates recommends that pulleys are precision made to close tolerances. Inaccurate manufacture or reboring may result in poor drive performance. Permissible tolerances for bore (B) (Δ_B) and for outside diameter (OD) (Δ_{OD}) are shown in the tables on this page. Working surfaces should be free from surface defects and be to 3.2 μm or better.

PITCH ACCURACY

The table on this page shows the pitch accuracy tolerance (Δ_p).

HELIX ANGLE

Grooves should be parallel to the axis of the bore within 0.01 mm per 10 mm.

DRAFT

The maximum permissible draft is 0.01 mm per 10 mm of face width, but it must not exceed the outside diameter tolerance.

ECCENTRICITY

Allowable amount from pulley bore to outside diameter (OD) is shown below.

Outside diameter (OD) mm	Total eccentricity (indicator reading) mm
up to 203	0.1
over 203	0.005 per 10 mm of ϕ (may not exceed the tolerance on face diameter)

PARALLELISM

Bore of pulley to be perpendicular to vertical faces of pulley within 0.01 mm per 10 mm of radius with a maximum of 0.51 mm T.I.R.

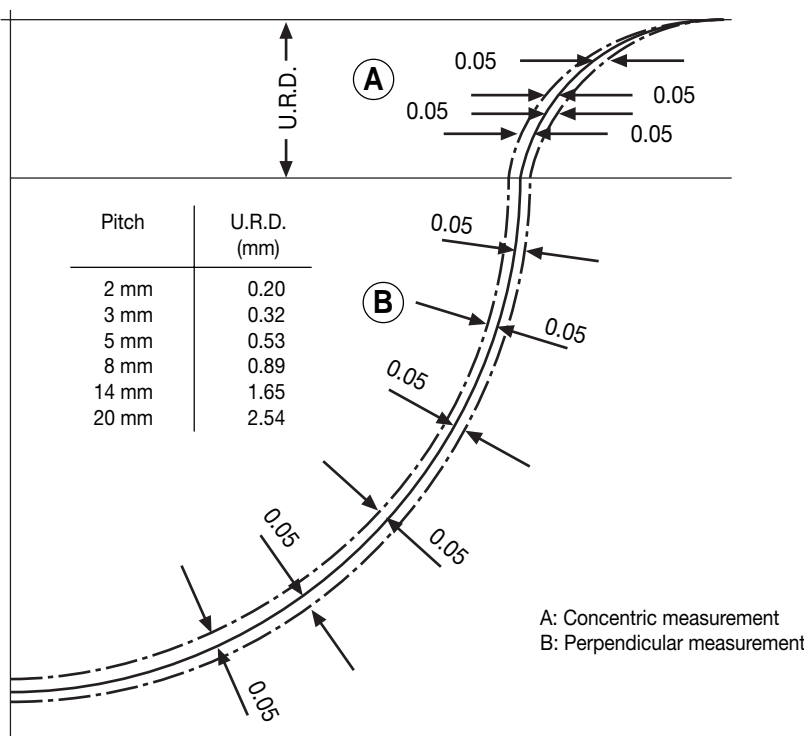
BORE DIAMETER

B mm	D_B (mm)	
	+	-
≤ 25	0.025	0.00
26-50	0.038	0.00
51-75	0.050	0.00
76 +	0.063	0.00

OUTSIDE DIAMETER

OD mm	D_{OD} (mm)	
	+	-
≤ 25.40	0.05	0.00
25.50-51.00	0.07	0.00
51.10-102.00	0.10	0.00
102.10-178.00	0.12	0.00
178.10-305.00	0.15	0.00
305.10-508.00	0.17	0.00
508.10 +	0.20	0.00

PULLEY TOLERANCE BAND



PITCH ACCURACY

OD mm	D_p mm	D_{p90° mm
≤ 25.40	± 0.025	± 0.064
25.50-51.00	± 0.025	± 0.089
51.10-102.00	± 0.025	± 0.114
102.10-178.00	± 0.025	± 0.127
178.10-305.00	± 0.025	± 0.152
305.10-508.00	± 0.025	± 0.165
508.10 +	± 0.025	± 0.191

* 8M and 14M HTD® pulleys are suitable for PowerGrip® GT3 belts.

ENGINEERING DATA

1. PULLEY DIAMETER - SPEED

Blanks in the lower right-hand portions of the power rating tables occur because pulley rim speed exceeds 40 m/s. Centrifugal forces developed beyond this speed may prohibit the use of stock grey cast iron pulleys. For rim speeds exceeding 40 m/s, contact your Gates sales representative for recommendations.

2. USE OF FLANGED PULLEYS

Flanges are needed in order to keep the belt on the pulley. Due to tracking characteristics, even on the best aligned drives, belts will ride off the edge of the pulleys. Flanges will prevent this belt ride-off.

On all drives using stock or made-to-order pulleys, the following conditions should be considered when selecting flanged pulleys:

1. On all two-pulley drives, the minimum flanging requirements are two flanges on one pulley or one flange on each pulley on opposite sides.
2. On drives where the centre distance is more than eight times the diameter of the small pulley, special care has to be taken when setting up the drive. Always make sure the belt runs correctly on both pulleys. In some cases it might be necessary that both pulleys are flanged on both sides. (See point 7 "Belt installation and drive alignment" on page 158).
3. On drives with more than two pulleys, the minimum flanging requirements are two flanges on every other pulley or one flange on every pulley — alternating sides around the system.

On made-to-order pulleys, flanges must be securely fastened, by using mechanical fasteners, welding, shrink-fit or other equivalent methods.

3. FIXED (NON-ADJUSTABLE) CENTRES

Consult Gates' application engineers.

4. IDLERS

Use of idlers should be restricted to those cases in which they are functionally necessary. Idlers usually are used to apply tension when centres are not adjustable.

Idlers should be located on the slack side of the belt drive. For inside idlers, grooved pulleys are recommended up to 40 grooves. On larger diameters, flat, uncrowned idlers may be used. Inside idler diameters should not be smaller than the smallest loaded pulley in the system.

Outside or backside idlers should be flat and uncrowned; flanges are not recommended. Diameters should generally not be smaller than the smallest loaded pulley in the system.

Slack side spring loaded idlers can be used, as long as care is taken to avoid resonant vibration conditions and load reversals.

5. OPERATING ENVIRONMENT

Temperature

Gates PowerGrip® GT3, PowerGrip® HTD® and PowerGrip® belt performance is generally unaffected in ambient temperature environments between -25°C and +100°C. In cases where belts are constantly running at or above these temperature extremes, contact Gates' application engineers.

Aircraft drives

Gates belts should not be used on aircraft or aircraft related applications.

6. INSTALLATION AND TENSIONING ALLOWANCES

The information on centre distance allows for the installation of the belt without damage and then to tension it correctly. The standard installation allowance is the minimum decrease in centre distance required to install a belt when flanged pulleys are removed from their shafts for belt installation. Standard installation allowances are shown in the table below. This table also lists the minimum increase in centre distance required to ensure that a belt can be properly tensioned.

If a belt is to be installed over flanged pulleys without removing them, the additional centre distance allowance for installation shown in the second table must be added to the first table data.

Table No. 1
Centre distance allowance for installation and tensioning (mm)

Belt	Standard installation allowance (flanged pulleys removed for installation)	Tensioning allowance (any drive)
1000 mm and under	1.8	0.8
over 1000 mm to 1780 mm	2.8	0.8
over 1780 mm to 2540 mm	3.3	1.0
over 2540 mm to 3300 mm	4.1	1.0
over 3300 mm to 4600 mm	5.3	1.3

Table No. 2
Additional centre distance allowance for installation over flanged pulleys

Belt type	One pulley flanged (mm)	Both pulleys flanged (mm)
3MGT, 3M, XL	8	14
5MGT, 5M, L	14	19
8MGT, 8M, H	22	33
14MGT, 14M, XH	36	58
20M, XXH	47	78

7. BELT INSTALLATION AND DRIVE ALIGNMENT

If you cannot adjust the centre distance to install the belt according to the two tables on page 157, you need to change the idler position so that the belt can be slipped easily onto the drive. When installing a belt, never force it over the flange. This will damage the belt tensile member.

Synchronous belt performance may be affected by misalignment, which can result in inconsistent belt wear and premature failure.

There are two types of misalignment: parallel and angular. Parallel misalignment is where the driveR and driveN shafts are parallel, but the two pulleys lie in different planes. When the two shafts are not parallel, the drive is angularly misaligned.

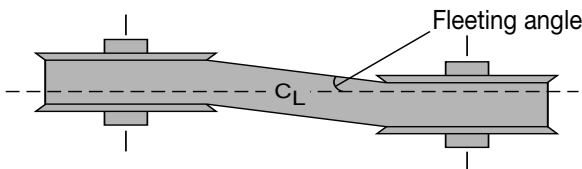
A fleeting angle is the angle at which the belt enters and exits the pulley, and equals the sum of the parallel and angular misalignments.

Misalignment of all positive belt drives should not exceed $1/4^\circ$ or 5 mm per metre of centre distance. Misalignment should be checked with a good straight edge.

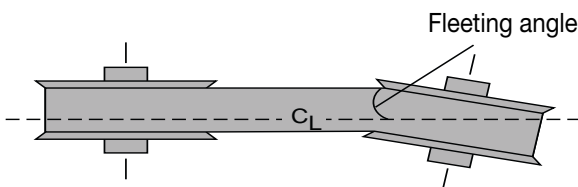
The straight edge should be applied from driveR to driveN and from driveN to driveR so that the effect of parallel and angular misalignment is taken into account.

Drive misalignment can also cause belt tracking problems. However, some degree of belt tracking is normal and won't affect performance.

Parallel misalignment



Angular misalignment



8. BELT STORAGE AND HANDLING

For storage, the belt should be protected from moisture, oil, temperature extremes, direct sunlight and high ozone environments. The belt should be stored in its original package, avoiding any sharp bends or crimping which will damage the belt.

9. EFFICIENCY

When properly designed and applied, Gates synchronous belts are up to 98% efficient and above, thanks to the positive, no-slip characteristics.

Synchronous belt drive efficiency can be calculated as follows:

$$\% \text{ efficiency} = \frac{\text{DN rpm} \times \text{DN Torque}}{\text{DR rpm} \times \text{DR Torque}} \times 100$$

When examining the loss of energy, it is necessary to consider belt losses in terms of shaft torque and shaft speed. Torque losses are created due to bending stress and friction.

Chain drives running unlubricated generate significant heat build-up due to increased friction in the roller joints. Even properly lubricated chains running at higher speeds tend to throw off the oil due to centrifugal forces, making it difficult to maintain proper lubrication at the load-bearing surfaces. Consequently, chain drives are typically only 92-98% efficient.

The belt drive is only part of the total system. Motors should be properly sized for the application. They must have sufficient capacity to meet the power needs, yet oversized motors will lead to electrical insufficiencies. DriveN machines also may have inherent inefficiencies which are not a factor in evaluating drive efficiency.

ENGINEERING DATA

10. INSTALLATION TENSION

Gates' synchronous belts operate by positive meshing and do not require high installation tension.

However, if optimum belt performance is to be achieved, belts should be installed at an installation tension level suitable for the particular duty envisaged.

The required tension level will be between the maximum and minimum values (see formulae below). As a general guide, the lower level will be applicable to lightly loaded, smooth running drives, whereas drives subjected to high shock loads and/or frequent starts will be tensioned at the higher level.

A. Recommended maximum installation tension

$$T_{st} = 600 \frac{P}{v}$$

Where: T_{st} = static tension (N)
 P = power (kW)

B. Recommended deflecting forces

1. For maximum installation tension

$$F = \frac{P \times 60}{v} \text{ (N)}$$

2. For minimum installation tension

$$F = \frac{P \times 25}{v} \text{ (N)}$$

The higher level of deflecting force should be applied where shock loads are expected. The lower value may be used for smooth running drives.

3. Belt deflection

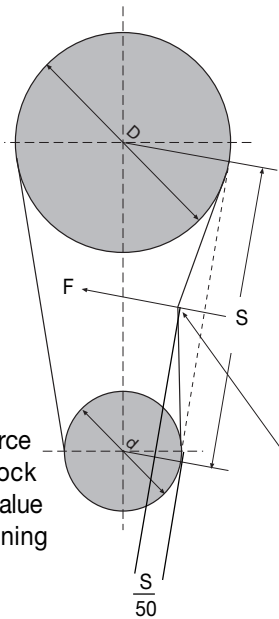
$$\text{belt deflection} = \frac{S}{50} \text{ (mm)}$$

Note:

$$v = \frac{\text{Pitch} \times N \times \text{rpm}}{60\,000}$$

Where

P = transmitted power (kW)
 F = deflecting force
 v = belt speed (m/s)
 S = belt span length (mm)
 N = number of grooves in drive
 rpm = rpm of drive



11. BELT TOLERANCES

Synchronous belt width tolerances

Belt width mm	Belt width tolerances in mm		
	Belt lengths 0-838 mm	Belt lengths 839-1676 mm	Belt lengths 1677+ mm
3-11	+0.4	+0.4	
	-0.8	-0.8	
12-38	+0.8	+0.8	+0.8
	-0.8	-1.2	-1.2
39-51	+0.8	+1.2	+1.2
	-1.2	-1.2	-1.6
52-64	+1.2	+1.2	+1.6
	-1.2	-1.6	-1.6
65-76	+1.2	+1.6	+1.6
	-1.6	-1.6	-2.0
77-102	+1.6	+1.6	+2.0
	-1.6	-2.0	-2.0
102-178	+2.4	+2.4	+2.4
	-2.4	-2.8	-3.2
178+			+4.8
			-6.4

Synchronous belt centre distance tolerances

Belt length mm	Belt centre distance tolerances in mm	
	PowerGrip®/ PowerGrip® HTD®	PowerGrip® GT3
127-254	±0.20	±0.20
255-381	±0.23	±0.23
382-508	±0.25	±0.23
509-762	±0.30	±0.27
763-1016	±0.33	±0.30
1017-1270	±0.38	±0.32
1271-1524	±0.41	±0.36
1525-1778	±0.43	±0.39
1779	(±0.43)	±0.42
	(±0.025 mm per 254 mm)	(±0.025 mm per 250 mm)

Important

If belts need to be removed and replaced, the tension prior to removal has to be measured and applied for re-installation.

12. CHECK BELT TENSION BY USE OF GATES SONIC TENSION METER

The general procedure to check belt tension is as follows.

- A. Measure at the centre of the span (t) the force required to deflect the belt on the drive 2 mm per 100 mm span length from its normal position.
- B. If the measured force is less than the minimum recommended deflection force, the belts should be tightened.
- C. New belts can be tensioned until the deflection force per belt is as close as possible to the maximum recommended deflection force.
- D. To facilitate tension measuring Gates has developed the Sonic tension meter.

Sonic tension meter

The sonic tension meter measures tension by analysing the sound waves which the belt produces when strummed. A belt vibrates at a particular frequency based on its tension, mass and span length. The tension tester transforms this frequency in a tension value.

The hand-held tension tester, running on batteries, is supplied with two types of sensors (rigid and flexible), either of which is quickly attached to meet a specific need.

1. Enter belt unit weight (provided with operating instructions), width and span on the keypad. These data remain in the meter even after shut-off.
2. Hold the small sensor up to the belt span and strum the belt slightly to make it vibrate.
3. Press the "measure" button. The computer processes the variations in sound pressure emanating from the belt span. The belt tension values are displayed on the panel in Newtons. If desired, the belt span frequencies can be displayed directly in Hz.

For more detailed information, e.g. suitability of the tension meter for different belt product lines, please contact your Gates representative.

For more details on the use of the Gates' sonic tension meter, please consult Gates' sonic tension meter manual (E/20136).

Warning

Gates Sonic tension meter is not certified for use in explosion risk areas.



Conventional tension testers

Unlike the Sonic tension meter, Gates' conventional tension testers measure deflection force. The Single tension tester measures up to ± 120 N and the Double tension tester up to ± 300 N. Both testers consist of a calibrated spring with two scales: one to measure the deflection and another to measure the applied force.

The reading of these scales can be done as follows.

1. Measure the span length (t).
2. The calculated deflection (span/50) should be positioned with the lower ring on the distance scale. The upper ring should be on the zero position of the deflection force scale.
3. Put the tension tester perpendicular to the span and in the middle of the span. Exercise enough pressure to the tension tester to deflect the belt by the amount indicated by the lower ring. A straight edge, laid across the pulleys, can help accuracy of reading.
4. The upper ring will slide up the upper scale and indicates the deflection force. Read at the bottom edge of the ring. When you use the Double Tension Tester you can read the values just underneath the rings and calculate the sum of both values. This value has to be compared with the calculated min./max. forces (see formulae on installation tension, page 159).

USEFUL INFORMATION

1. FORMULAE

PITCH DIAMETER

$$d = \frac{N \times p}{\pi}$$

SPEED RATIO

$$i = \frac{r}{R} = \frac{N}{n} = \frac{D}{d}$$

WRAP ANGLE

$$\beta = 2 \cos^{-1} \left[\frac{D-d}{2C} \right]$$

TEETH IN MESH

$$TIM = n \frac{\beta}{360}$$

$$\text{or } TIM = n \left[0.5 - \frac{(N-n)}{18.85 \times Nc} \right]$$

BELT LENGTH

$$L = 2C \sin \frac{\beta}{2} + \frac{\pi}{2} \left[(D+d) + \left(1 - \frac{\beta}{180}\right) (D-d) \right]$$

$$\text{for } i = 1 \rightarrow \beta = 180^\circ, \sin\left(\frac{\beta}{2}\right) = 1, \text{ for } D = d \rightarrow L = 2C + \pi D$$

CENTRE DISTANCE

$$C = \frac{1}{2 \sin \frac{\beta}{2}} \left\{ L - \frac{\pi}{2} \left[(D+d) + \left(1 - \frac{\beta}{180}\right) (D-d) \right] \right\}$$

$$\text{for } i = 1 \rightarrow \beta = 180^\circ, \sin\left(\frac{\beta}{2}\right) = 1, \text{ for } D = d \rightarrow C = \frac{1}{2} (L - \pi D)$$

APPROXIMATE BELT LENGTH

$$L = 2C + \frac{\pi}{2} (D+d) + \frac{(D-d)^2}{4C}$$

2. UNITS OF MEASUREMENT

kW	=	kilowatts
Nm	=	newton metre
N	=	newton
J	=	joule
s	=	second
mm	=	millimetre
m/s	=	metre/second
kg	=	kilogramme
g/m	=	gramme/metre

3. ABBREVIATION TABLE

β	=	wrap angle
C	=	centre distance (mm)
D	=	pitch circle diameter of large pulley (mm)
d	=	pitch circle diameter of small pulley (mm)
DN	=	driven pulley
DR	=	driver pulley
F	=	force (N)
i	=	speed ratio
L	=	belt length (mm)
N	=	number of grooves of large pulley
n	=	number of grooves of small pulley
Nb	=	belt length in number of pitches
Nc	=	centre distance in number of pitches
p	=	pitch
P	=	transmitted power (kW)
R	=	speed of large pulley (rpm)
r	=	speed of small pulley (rpm)
S	=	belt span length (mm)
T	=	torque (Nm)
T.I.M.	=	teeth in mesh
T.I.R.	=	total indicator reading
U.R.D.	=	upper reference depth
v	=	belt speed (m/s)

4. CONVERSION TABLE


1 lbf	=	0.454 kgf
1 lbf	=	4.448 N
1 kgf	=	9.807 N
1 lbf in	=	0.113 Nm
1 ft	=	0.3048 m
1 in	=	25.4 mm
1 ft ²	=	0.093 m ²
1 in ²	=	645.16 mm ²
1 ft ³	=	0.028 m ³
1 in ³	=	16.387 mm ³
1 oz	=	28.35 g
1 lb	=	0.454 kg
1 imp. ton	=	1.016 tonne
1 imp. gal	=	4.546 litres
1 imp. pint	=	0.568 litre
1 radian	=	57.296 degrees
1 degree	=	0.0175 radian
1 horsepower	=	0.746 kW



DESIGNFLEX CALCULATION SOFTWARE

You may calculate your own application by means of one of Gates' design manuals or by using DesignFlex, a Windows-based multilingual software program. The program is available on CD-ROM (E/20098), but can also be downloaded from Gates' website at www.gates.com/europe. The program offers a step-by-step drive calculation procedure for both V-belts and synchronous belts based on the criteria and/or limitations specified by the user.

DesignFlex runs under Windows 95, 98, 2000, NT or Millennium, requires a Pentium 133 processor or higher and an 800 x 600 screen resolution or higher. A minimum of 32 MB RAM is recommended for satisfactory calculation speed.



GATES' APPLICATION ENGINEERS AT YOUR SERVICE


If your application cannot be designed with the aid of Gates' design manuals or the DesignFlex software, you can always contact Gates' application engineers. They are at your service to solve even the most difficult drive design problem.

Gates' application engineers now use DESIGN IQ a very powerful software program allowing them to calculate multiple pulley drives for the most diverse complex duty cycles. For more information on this brandnew software possibilities please contact your Gates representative.

ELECTRONIC PRICE LIST

Gates' electronic price list for industrial Power Transmission products is available on CD-ROM and enables the user to easily select any product from the power transmission range by product number, bar code, description, type, profile and dimension. A full colour photograph and a drawing of the belt profiles complete the information.

The information on the CD-ROM is available in six languages.



GATES LITERATURE

Please consult our web site at www.gates.com/europe/pti for specific and updated information on other Gates industrial belt products and our list of available literature. Industrial Power Transmission brochures and leaflets can be downloaded from the site. Distributors may link up with the Gates European site thus supplying visitors with updated information on the European Gates organisation.

ADDRESSES

OPERATIONS

FRANCE

Gates S.A.S.
111, rue Francis Garnier
B.P. 37
F - 58027 Nevers - Cedex
TI : (33) 3 / 86 71 75 00
Fx : (33) 3 / 86 36 62 47

GERMANY

Gates GmbH Aachen
Eisenbahnweg 50
D - 52068 Aachen
TI : (49) 241 / 5108-0
Fx : (49) 241 / 5108-297

POLAND

Gates Polska Sp.z o.o.
Ul. Jaworzynska 301
P - 59-220 Legnica
TI : (48) 76 / 855 10 00
Fx : (48) 76 / 855 10 01

UK

Gates
Power Transmission Ltd
Tinwald Downs Road
Heathhall - Dumfries
DG1 1TS
TI : (44) 1387 / 24 20 00
Fx : (44) 1387 / 24 20 10

SALES AND MARKETING FACILITIES

BELGIUM

Gates Europe nv
Dr. Carlierlaan 30
B - 9320 Erembodegem
TI : (32) 53 / 76 27 11
Fx : (32) 53 / 76 27 13

FRANCE

Gates France S.A.R.L.
B.P. 37
Zone Industrielle
F - 95380 Louvres
TI : (33) 1 / 34 47 41 41
Fx : (33) 1 / 34 72 60 54

GERMANY

Gates GmbH Langenfeld
Haus Gravener Straße 191-193
D - 40764 Langenfeld
TI : (49) 2173 / 795-0
Fx : (49) 2173 / 795-150

ITALY

Gates S.R.L.
Via Senigallia 18
(Int. 2 - Blocco A - Edificio 1)
I - 20161 Milano MI
TI : (39) 02 / 662 16 21
Fx : (39) 02 / 645 86 36

SPAIN

Gates PT Spain S.A.
Polígono Industrial
Les Malloles
E - 08660 Balsareny
(Barcelona)
TI : (34) 93 / 877 70 00
Fx : (34) 93 / 877 70 39

www.gates.com/europe/pti
ptindustrial@gates.com

All Gates' European Power Transmission Operations are ISO 9001 and ISO 14001 registered.

Important

Every effort has been made to ensure the accuracy and comprehensiveness of the information included in this catalogue. However Gates cannot be held responsible for errors or omissions and for alterations occurred after release for printing; or if Gates products are used in special or exceptional circumstances without prior consultation with and clearance from a Gates representative.

This issue is released January 2005 and supersedes all previous versions of Gates synchronous belt drive design manual. If your drive design manual is more than 2 years old, please consult a Gates representative to check whether you have the latest version.